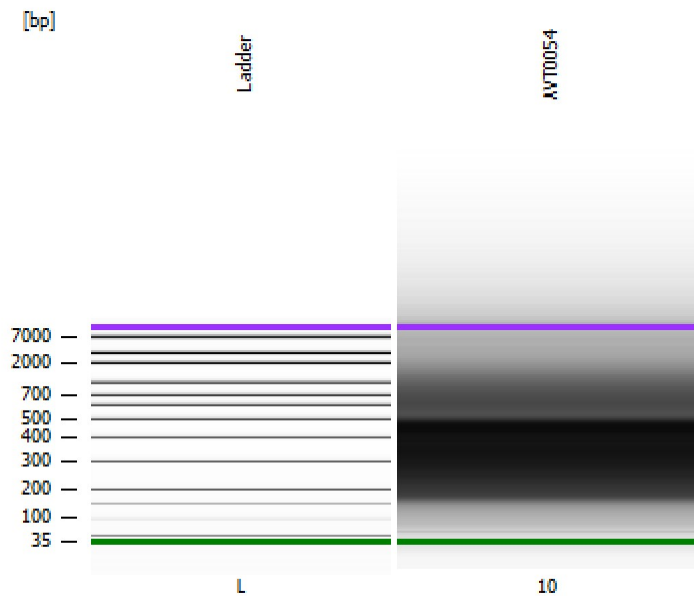


Assay Class: High Sensitivity DNA Assay
 Data Path: C:\...nt\2100 bioanalyzer\2100 expert\data\2023-08-29\AVT0054.xad

Created: 8/29/2023 4:06:24 PM
 Modified: 8/31/2023 9:26:24 AM

Electrophoresis File Run Summary



Instrument Information:

Instrument Name: DE34903152 Firmware: C.01.069
 Serial#: DE34903152 Type: G2938C

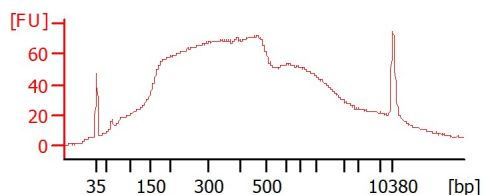
Assay Information:

Assay Origin Path: C:\Program Files (x86)\Agilent\2100 bioanalyzer\2100 expert\assays\dsDNA\High Sensitivity DNA.xsy
 Assay Class: High Sensitivity DNA Assay
 Version: 1.03
 Assay Comments: Copyright © 2003-2010 Agilent Technologies

Chip Information:

Chip Lot #:
 Reagent Kit Lot #:
 Chip Comments:

AVT0054



Assay Class: High Sensitivity DNA Assay
 Data Path: C:\...nt\2100 bioanalyzer\2100 expert\data\2023-08-29\AVT0054.xad

Created: 8/29/2023 4:06:24 PM
 Modified: 8/31/2023 9:26:24 AM

Electrophoresis File Run Summary (Chip Summary)

Sample Name	Sample Comment	Rest. Digest	Status	Observation	Result Label	Result Color
AVT0054		<input type="checkbox"/>				
Ladder		<input type="checkbox"/>				

Chip Lot #

Reagent Kit Lot #

Chip Comments :

Assay Class: High Sensitivity DNA Assay
Data Path: C:\...nt\2100 bioanalyzer\2100 expert\data\2023-08-29\AVT0054.xad

Created: 8/29/2023 4:06:24 PM
Modified: 8/31/2023 9:26:24 AM

Electrophoresis Assay Details

General Analysis Settings

Number of Available Sample and Ladder Wells (Max.) : 12
Minimum Visible Range [s] : 32
Maximum Visible Range [s] : 138
Start Analysis Time Range [s] : 33
End Analysis Time Range [s] : 137.5
Ladder Concentration [pg/ μ l] : 1950
Uses Standard Area for Ladder Fragments
Lower Marker Concentration [pg/ μ l] : 125
Upper Marker Concentration [pg/ μ l] : 75
Used Upper Marker for Quantitation
Standard Curve Fit is Point to Point
Show Data Aligned to Lower and Upper Marker

Integrator Settings

Integration Start Time [s] : 33.05
Integration End Time [s] : 137
Slope Threshold : 0.8
Height Threshold [FU] : 5
Area Threshold : 0.1
Width Threshold [s] : 0.6
Baseline Plateau [s] : 0.5

Filter Settings

Filter Width [s] : 0.5
Polynomial Order : 4

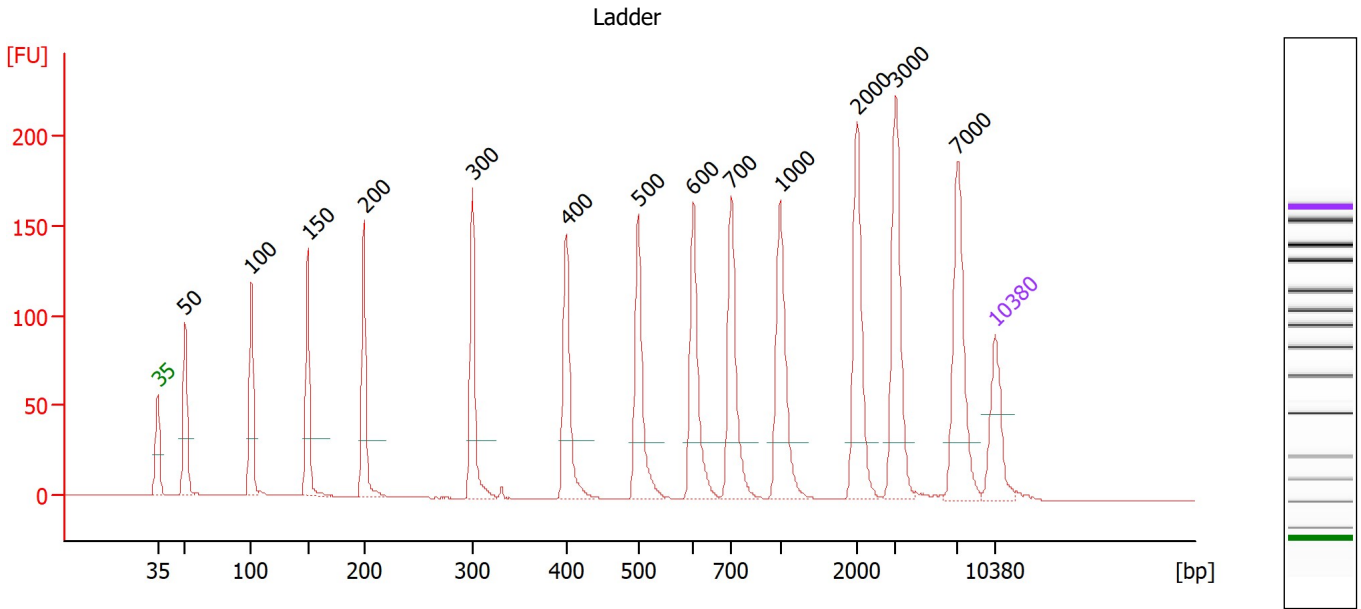
Ladder

Ladder Peak	Size	Area
1	35	160
2	50	210
3	100	208
4	150	221
5	200	242
6	300	270
7	400	305
8	500	306
9	600	336
10	700	321
11	1000	366
12	2000	413
13	3000	411
14	7000	400
15	10380	214

Assay Class: High Sensitivity DNA Assay
 Data Path: C:\...nt\2100 bioanalyzer\2100 expert\data\2023-08-29\AVT0054.xad

Created: 8/29/2023 4:06:24 PM
 Modified: 8/31/2023 9:26:24 AM

Electropherogram Summary



Overall Results for Ladder

Noise: 0.1

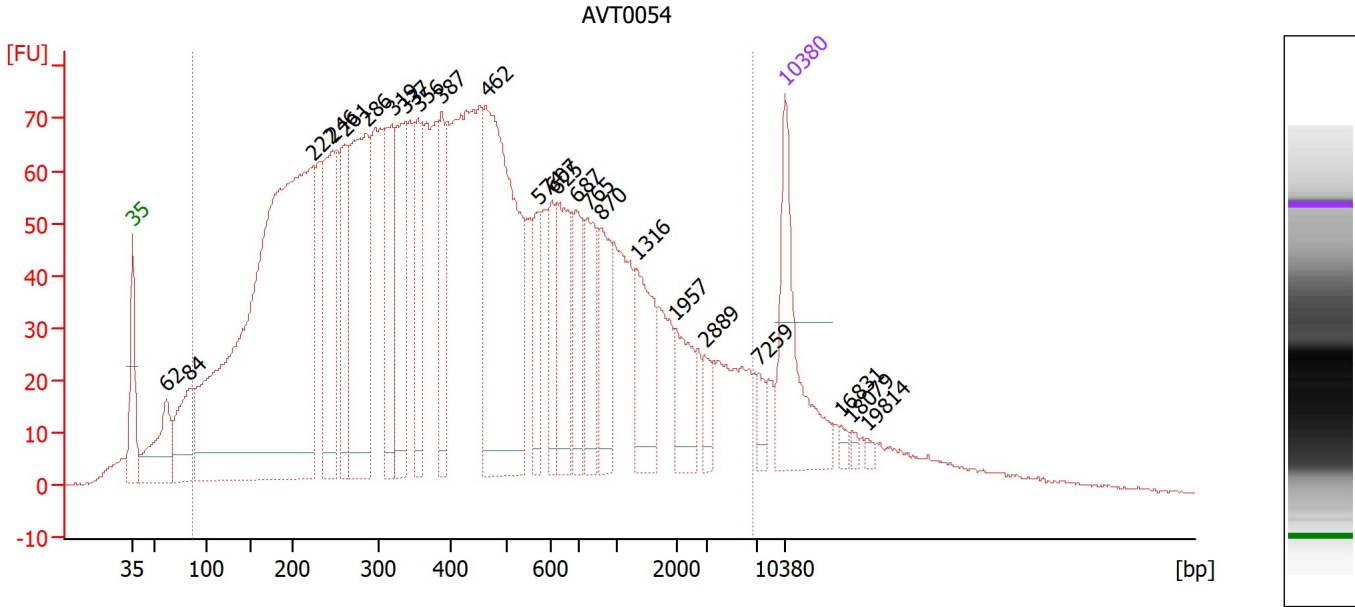
Peak table for Ladder

Peak	Size [bp]	Conc. [pg/μl]	Molarity [pmol/l]	Observations
1	35	125.00	5,411.3	Lower Marker
2	50	150.00	4,545.5	Ladder Peak
3	100	150.00	2,272.7	Ladder Peak
4	150	150.00	1,515.2	Ladder Peak
5	200	150.00	1,136.4	Ladder Peak
6	300	150.00	757.6	Ladder Peak
7	400	150.00	568.2	Ladder Peak
8	500	150.00	454.5	Ladder Peak
9	600	150.00	378.8	Ladder Peak
10	700	150.00	324.7	Ladder Peak
11	1,000	150.00	227.3	Ladder Peak
12	2,000	150.00	113.6	Ladder Peak
13	3,000	150.00	75.8	Ladder Peak
14	7,000	150.00	32.5	Ladder Peak
15	10,380	75.00	10.9	Upper Marker

Assay Class: High Sensitivity DNA Assay
 Data Path: C:\...nt\2100 bioanalyzer\2100 expert\data\2023-08-29\AVT0054.xad

Created: 8/29/2023 4:06:24 PM
 Modified: 8/31/2023 9:26:24 AM

Electropherogram Summary Continued ...



Overall Results for sample 10 : AVT0054

Number of peaks found: 24 Corr. Area 1: 3,677.6
 Noise: 0.3

Peak table for sample 10 : AVT0054

Peak	Size [bp]	Conc. [pg/μl]	Molarity [pmol/l]	Observations
1	35	125.00	5,411.3	Lower Marker
2	62	78.06	1,915.9	
3	84	72.02	1,299.7	
4	222	770.32	5,252.6	
5	246	134.13	825.3	
6	261	86.69	503.1	
7	286	195.05	1,033.9	
8	319	90.89	431.8	
9	337	98.21	441.5	
10	356	69.83	297.2	
11	387	61.09	239.0	
12	462	269.10	882.2	
13	574	36.17	95.6	
14	607	38.89	97.2	
15	625	68.57	166.3	
16	687	48.73	107.4	
17	765	52.88	104.7	
18	870	49.64	86.5	
19	1,316	60.01	69.1	
20	1,957	34.84	27.0	
21	2,889	12.92	6.8	
22	7,259	11.03	2.3	
23	10,380	75.00	10.9	Upper Marker
24	16,831	0.00	0.0	
25	18,079	0.00	0.0	
26	19,814	0.00	0.0	

Assay Class: High Sensitivity DNA Assay
Data Path: C:\...nt\2100 bioanalyzer\2100 expert\data\2023-08-29\AVT0054.xad

Created: 8/29/2023 4:06:24 PM
Modified: 8/31/2023 9:26:24 AM

Electropherogram Summary Continued ...

... Region table for sample 10 :

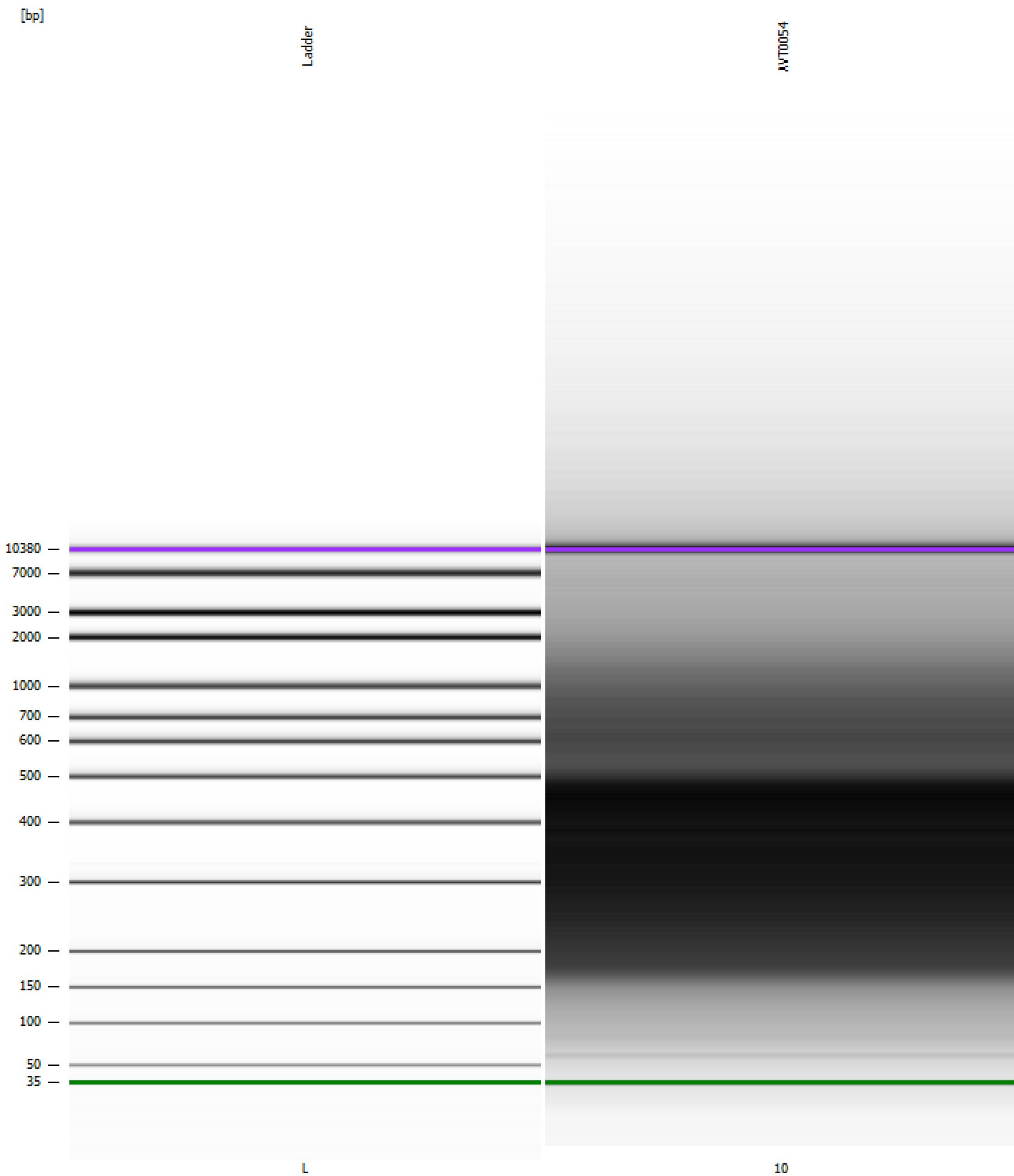
AVT0054

From [bp]	To [bp]	Corr. Area	% of Total	Average Size [bp]	Size distribution in CV [%]	Conc. [pg/ μ l]	Molarity [pmol/l]	Color
87	6,713	3,677.6	92	711	100.0	3,431.87	18,254.0	

Assay Class: High Sensitivity DNA Assay
Data Path: C:\...nt\2100 bioanalyzer\2100 expert\data\2023-08-29\AVT0054.xad

Created: 8/29/2023 4:06:24 PM
Modified: 8/31/2023 9:26:24 AM

Gel Image

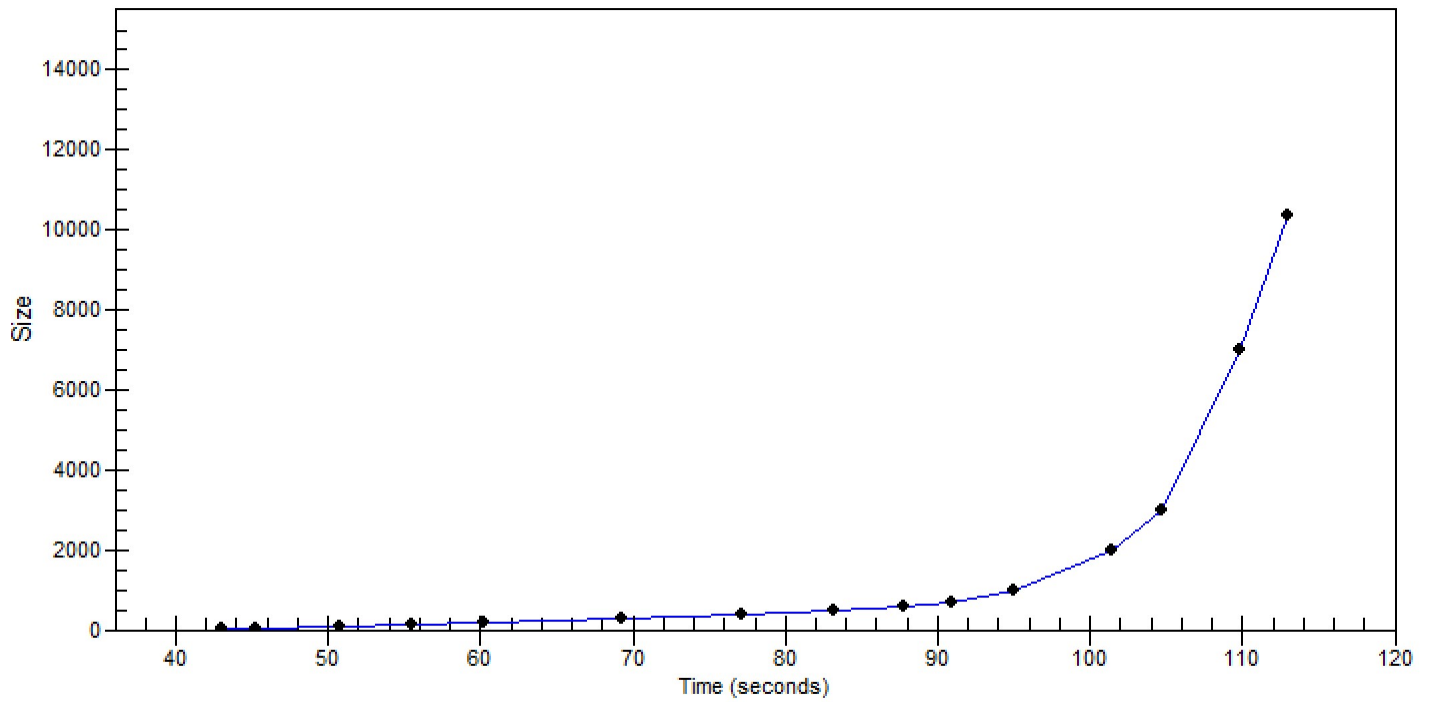


Assay Class: High Sensitivity DNA Assay
Data Path: C:\...nt\2100 bioanalyzer\2100 expert\data\2023-08-29\AVT0054.xad

Created: 8/29/2023 4:06:24 PM
Modified: 8/31/2023 9:26:24 AM

Curves

Standard Curve



Assay Class: High Sensitivity DNA Assay
 Data Path: C:\...nt\2100 bioanalyzer\2100 expert\data\2023-08-29\AVT0054.xad

Created: 8/29/2023 4:06:24 PM
 Modified: 8/31/2023 9:26:24 AM

Run Logbook

Description	Number	Source	Category	Sub Category	Time	Time Zone	User	Host
Run ended on port 1 (Number of wells acquired: 12)		Instrument	Run		8/29/2023 4:47:44 PM	(GMT --07:00) Pacific Standard Time	sbsuser	DESKTOP-4UNV VOB
Run started on port 1 (File: C:\Program Files (x86)\Agilent\2100 bioanalyzer\2100 expert\data\2023-08-29\Bioanalyzer1_High Sensitivity DNA Assay_DE34903152_2023-08-29_001.xad)		Instrument	Run		8/29/2023 4:06:29 PM	(GMT --07:00) Pacific Standard Time	sbsuser	DESKTOP-4UNV VOB
Product Number : G2938C		Instrument	Run		8/29/2023 4:06:29 PM	(GMT --07:00) Pacific Standard Time	sbsuser	DESKTOP-4UNV VOB
Name :		Instrument	Run		8/29/2023 4:06:29 PM	(GMT --07:00) Pacific Standard Time	sbsuser	DESKTOP-4UNV VOB
Vendor : Agilent Technologies		Instrument	Run		8/29/2023 4:06:29 PM	(GMT --07:00) Pacific Standard Time	sbsuser	DESKTOP-4UNV VOB
Serial# : DE34903152		Instrument	Run		8/29/2023 4:06:29 PM	(GMT --07:00) Pacific Standard Time	sbsuser	DESKTOP-4UNV VOB
Firmware : C.01.069		Instrument	Run		8/29/2023 4:06:29 PM	(GMT --07:00) Pacific Standard Time	sbsuser	DESKTOP-4UNV VOB
Cartridge : Electrode		Instrument	Run		8/29/2023 4:06:29 PM	(GMT --07:00) Pacific Standard Time	sbsuser	DESKTOP-4UNV VOB