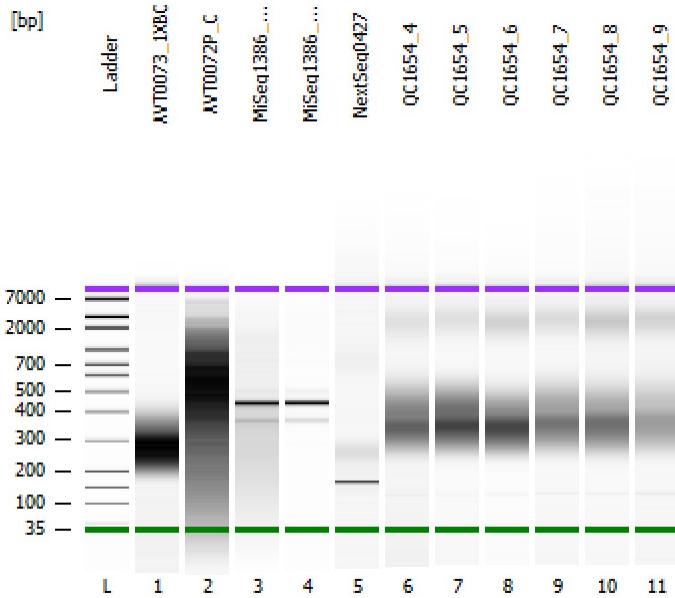


Assay Class: High Sensitivity DNA Assay
Data Path: C:\...r1_High Sensitivity DNA Assay_DE34903152_2023-10-27_001.xad

Created: 10/27/2023 10:39:47 AM
Modified: 10/27/2023 11:23:35 AM

Electrophoresis File Run Summary



Instrument Information:

Instrument Name: DE34903152 Firmware: C.01.069
Serial#: DE34903152 Type: G2938C

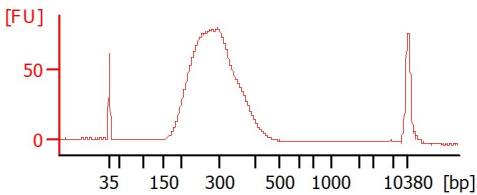
Assay Information:

Assay Origin Path: C:\Program Files (x86)\Agilent\2100 bioanalyzer\2100 expert\assays\dsDNA\High Sensitivity DNA.xsy
Assay Class: High Sensitivity DNA Assay
Version: 1.03
Assay Comments: Copyright © 2003-2010 Agilent Technologies

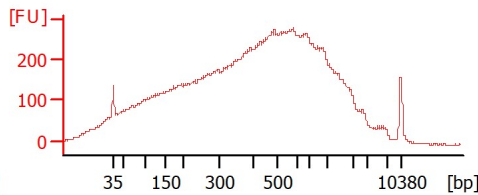
Chip Information:

Chip Lot #:
Reagent Kit Lot #:
Chip Comments:

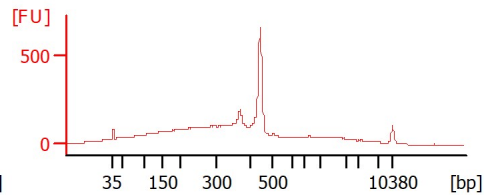
AVT0073_1XBC



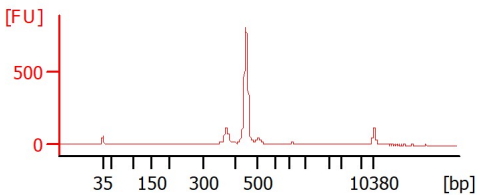
AVT0072P_C



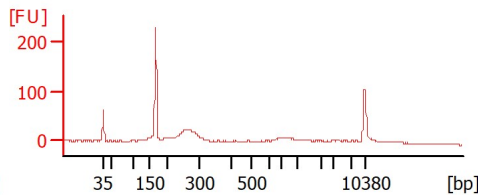
MiSeq1386_1 (1:16)



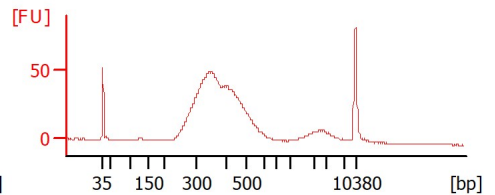
MiSeq1386_2 (1:16)



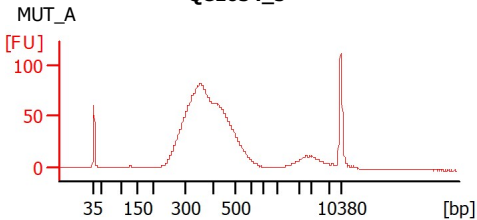
NextSeq0427



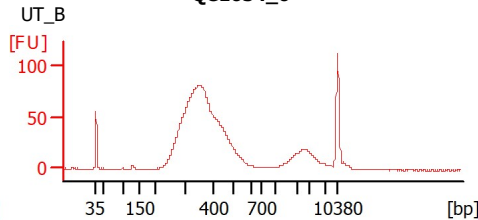
QC1654_4



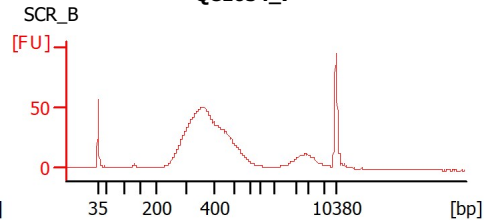
QC1654_5



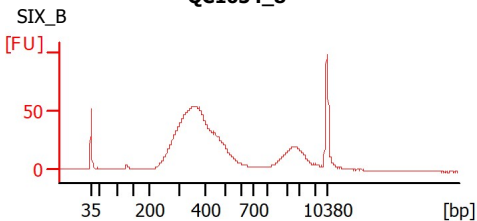
QC1654_6



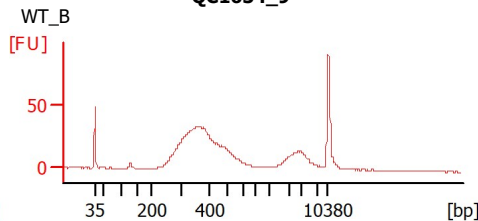
QC1654_7



QC1654_8



QC1654_9



Assay Class: High Sensitivity DNA Assay
 Data Path: C:\...r1_High Sensitivity DNA Assay_DE34903152_2023-10-27_001.xad

Created: 10/27/2023 10:39:47 AM
 Modified: 10/27/2023 11:23:35 AM

Electrophoresis File Run Summary (Chip Summary)

Sample Name	Sample Comment	Rest. Digest	Status	Observation	Result Label	Result Color
AVT0073_1XBC		<input type="checkbox"/>		✓		
AVT0072P_C		<input type="checkbox"/>		✓		
MiSeq1386_1 (1:16)		<input type="checkbox"/>		✓		
MiSeq1386_2 (1:16)		<input type="checkbox"/>		✓		
NextSeq0427		<input type="checkbox"/>		✓		
QC1654_4	WT_A	<input type="checkbox"/>		✓		
QC1654_5	MUT_A	<input type="checkbox"/>		✓		
QC1654_6	UT_B	<input type="checkbox"/>		✓		
QC1654_7	SCR_B	<input type="checkbox"/>		✓		
QC1654_8	SIX_B	<input type="checkbox"/>		✓		
QC1654_9	WT_B	<input type="checkbox"/>		✓		
Ladder		<input type="checkbox"/>		✓		

Chip Lot #

Reagent Kit Lot #

Chip Comments :

Assay Class: High Sensitivity DNA Assay
 Data Path: C:\...r1_High Sensitivity DNA Assay_DE34903152_2023-10-27_001.xad

Created: 10/27/2023 10:39:47 AM
 Modified: 10/27/2023 11:23:35 AM

Electrophoresis Assay Details

General Analysis Settings

Number of Available Sample and Ladder Wells (Max.) : 12
 Minimum Visible Range [s] : 32
 Maximum Visible Range [s] : 138
 Start Analysis Time Range [s] : 33
 End Analysis Time Range [s] : 137.5
 Ladder Concentration [pg/μl] : 1950
 Uses Standard Area for Ladder Fragments
 Lower Marker Concentration [pg/μl] : 125
 Upper Marker Concentration [pg/μl] : 75
 Used Upper Marker for Quantitation
 Standard Curve Fit is Point to Point
 Show Data Aligned to Lower and Upper Marker

Integrator Settings

Integration Start Time [s] : 33.05
 Integration End Time [s] : 137
 Slope Threshold : 0.8
 Height Threshold [FU] : 5
 Area Threshold : 0.1
 Width Threshold [s] : 0.6
 Baseline Plateau [s] : 0.5

Filter Settings

Filter Width [s] : 0.5
 Polynomial Order : 4

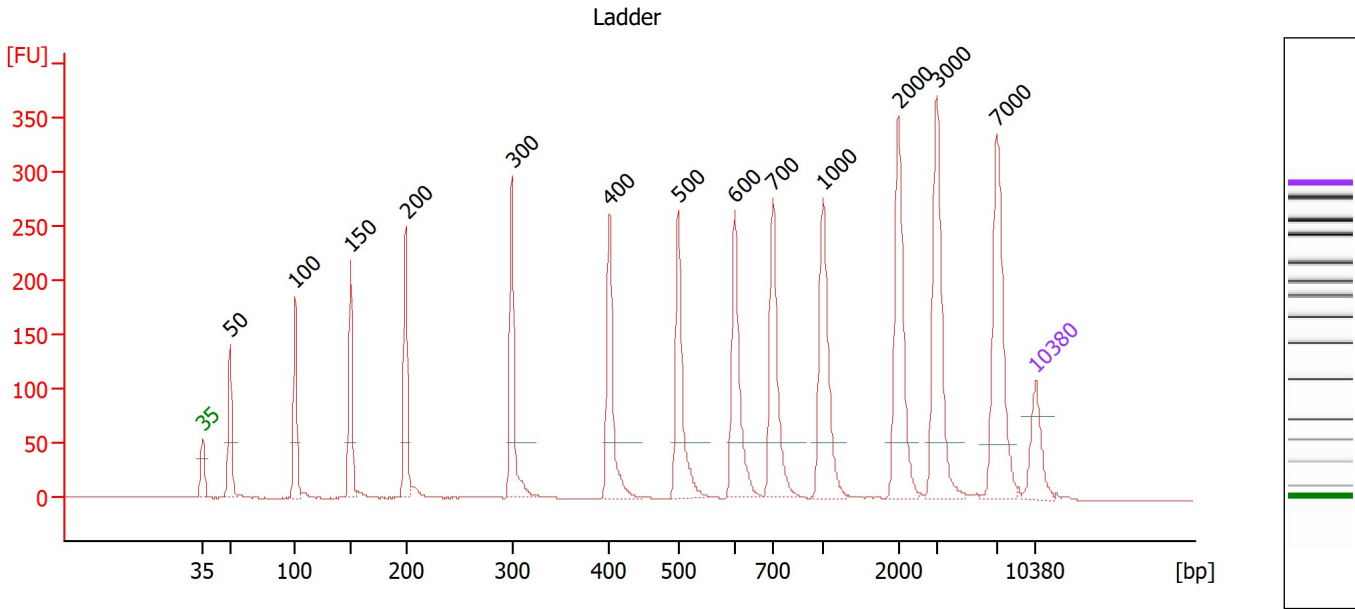
Ladder

Ladder Peak	Size	Area
1	35	160
2	50	210
3	100	208
4	150	221
5	200	242
6	300	270
7	400	305
8	500	306
9	600	336
10	700	321
11	1000	366
12	2000	413
13	3000	411
14	7000	400
15	10380	214

Assay Class: High Sensitivity DNA Assay
 Data Path: C:\...r1_High Sensitivity DNA Assay_DE34903152_2023-10-27_001.xad

Created: 10/27/2023 10:39:47 AM
 Modified: 10/27/2023 11:23:35 AM

Electropherogram Summary



Overall Results for Ladder

Noise: 0.2

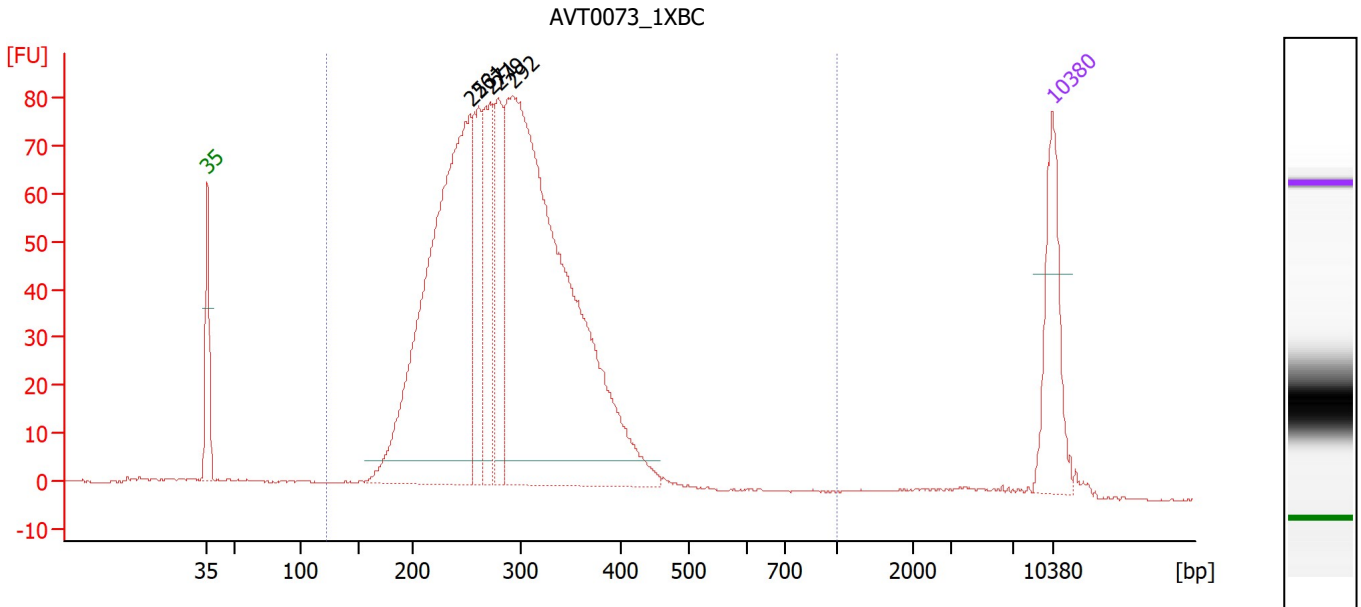
Peak table for Ladder

Peak	Size [bp]	Conc. [pg/μl]	Molarity [pmol/l]	Observations
1	35	125.00	5,411.3	Lower Marker
2	50	150.00	4,545.5	Ladder Peak
3	100	150.00	2,272.7	Ladder Peak
4	150	150.00	1,515.2	Ladder Peak
5	200	150.00	1,136.4	Ladder Peak
6	300	150.00	757.6	Ladder Peak
7	400	150.00	568.2	Ladder Peak
8	500	150.00	454.5	Ladder Peak
9	600	150.00	378.8	Ladder Peak
10	700	150.00	324.7	Ladder Peak
11	1,000	150.00	227.3	Ladder Peak
12	2,000	150.00	113.6	Ladder Peak
13	3,000	150.00	75.8	Ladder Peak
14	7,000	150.00	32.5	Ladder Peak
15	10,380	75.00	10.9	Upper Marker

Assay Class: High Sensitivity DNA Assay
 Data Path: C:\...r1_High Sensitivity DNA Assay_DE34903152_2023-10-27_001.xad

Created: 10/27/2023 10:39:47 AM
 Modified: 10/27/2023 11:23:35 AM

Electropherogram Summary Continued ...



Overall Results for sample 1 : AVT0073_1XBC

Number of peaks found: 5 Corr. Area 1: 1,635.8
 Noise: 0.2

Peak table for sample 1 : AVT0073_1XBC

Peak	Size [bp]	Conc. [pg/μl]	Molarity [pmol/l]	Observations
1	35	125.00	5,411.3	Lower Marker
2	253	650.45	3,897.8	
3	261	121.89	708.2	
4	271	140.38	784.3	
5	279	113.09	615.0	
6	292	900.14	4,670.9	
7	10,380	75.00	10.9	Upper Marker

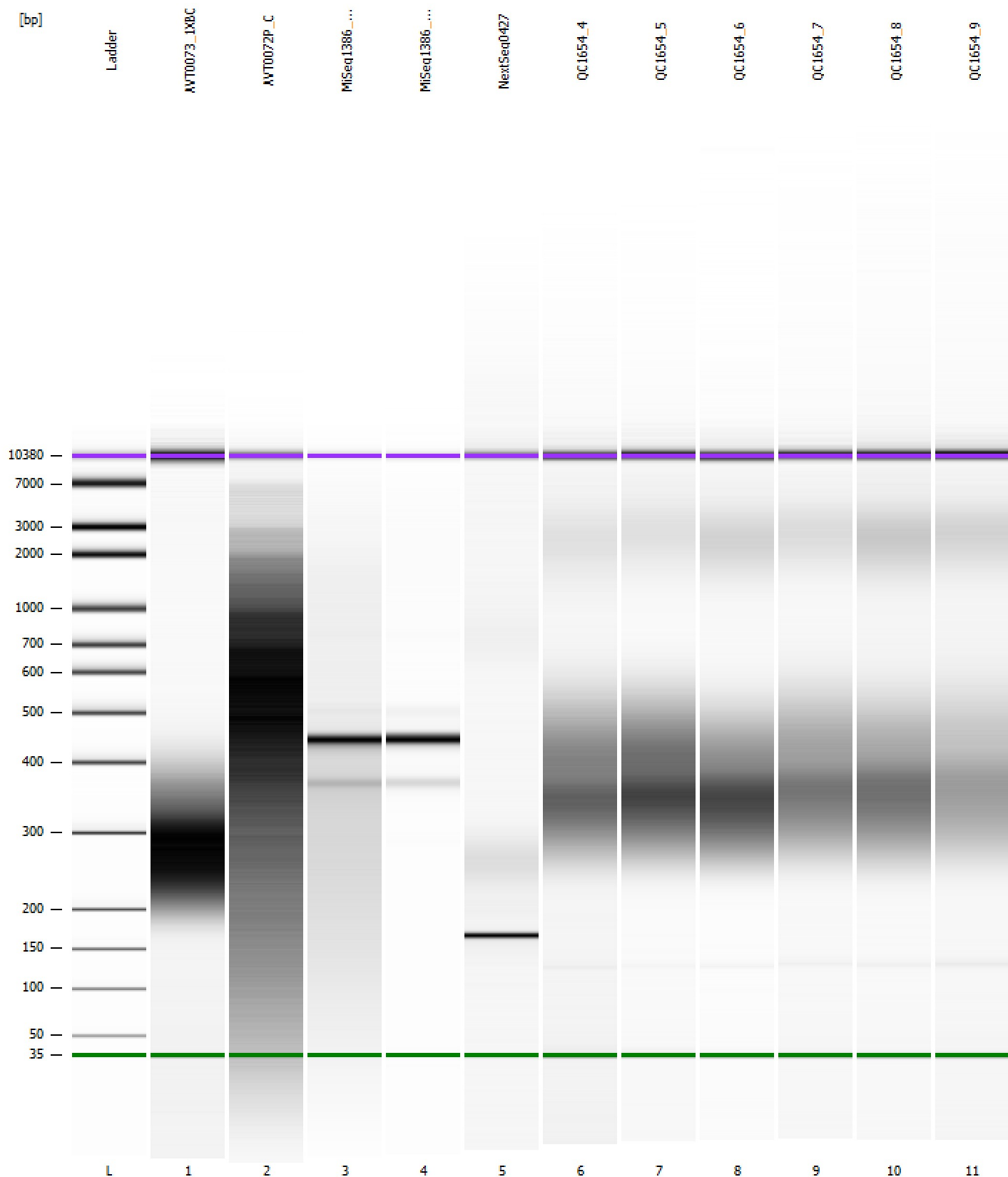
Region table for sample 1 : AVT0073_1XBC

From [bp]	To [bp]	Corr. Area	% of Total	Average Size [bp]	Size distribution in CV [%]	Conc. [pg/μl]	Molarity [pmol/l]	Color
123	1,000	1,635.8	97	288	22.1	1,976.10	10,978.7	Blue

Assay Class: High Sensitivity DNA Assay
Data Path: C:\...r1_High Sensitivity DNA Assay_DE34903152_2023-10-27_001.xad

Created: 10/27/2023 10:39:47 AM
Modified: 10/27/2023 11:23:35 AM

Gel Image

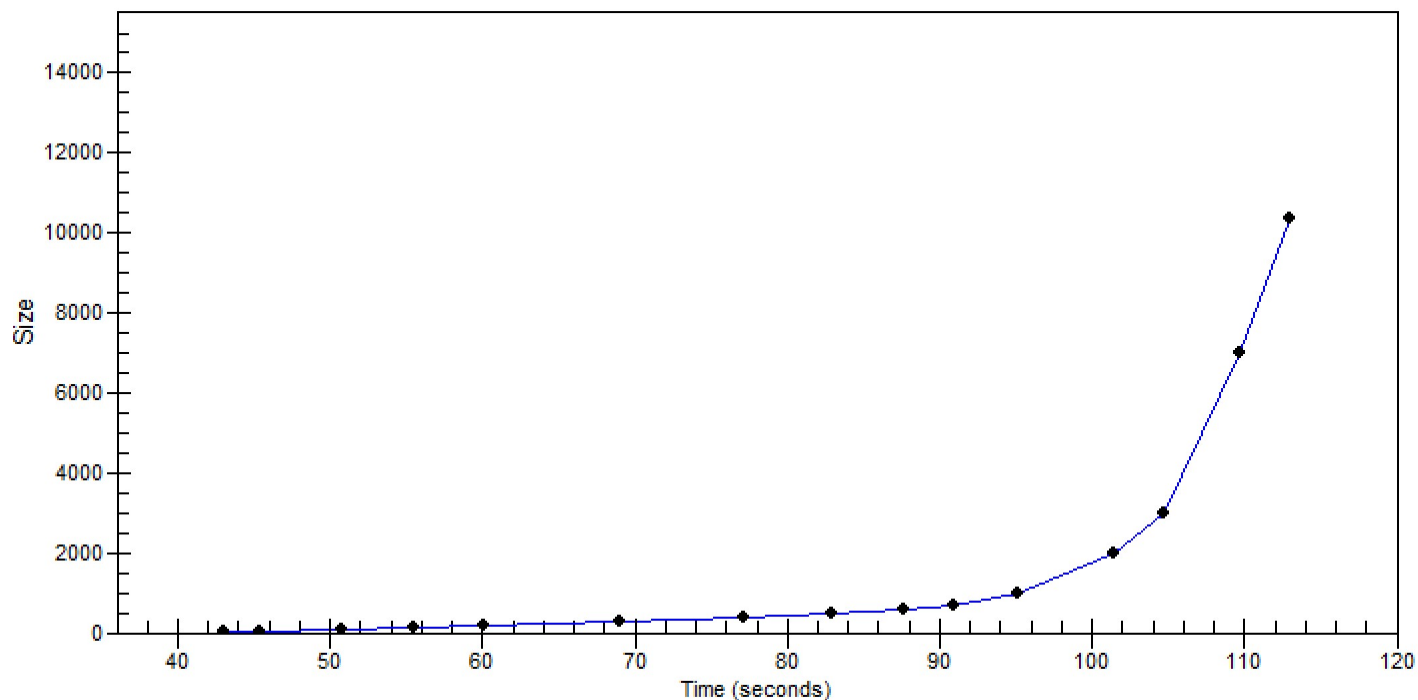


Assay Class: High Sensitivity DNA Assay
Data Path: C:\...r1_High Sensitivity DNA Assay_DE34903152_2023-10-27_001.xad

Created: 10/27/2023 10:39:47 AM
Modified: 10/27/2023 11:23:35 AM

Curves

Standard Curve



Assay Class: High Sensitivity DNA Assay
 Data Path: C:\...r1_High Sensitivity DNA Assay_DE34903152_2023-10-27_001.xad

Created: 10/27/2023 10:39:47 AM
 Modified: 10/27/2023 11:23:35 AM

Run Logbook

Description	Number	Source	Category	Sub Category	Time	Time Zone	User	Host
Run ended on port 1 (Number of wells acquired: 12)		Instrument	Run		10/27/2023 11:21:08 AM	(GMT --07:00) Pacific Standard Time	sbsuser	DESKTOP-4UNV VOB
Run started on port 1 (File: C:\Program Files (x86)\Agilent\2100 bioanalyzer\2100 expert\data\2023-10-27\Bioanalyzer1_High Sensitivity DNA Assay_DE34903152_2023-10-27_001.xad)		Instrument	Run		10/27/2023 10:39:52 AM	(GMT --07:00) Pacific Standard Time	sbsuser	DESKTOP-4UNV VOB
Product Number : G2938C		Instrument	Run		10/27/2023 10:39:52 AM	(GMT --07:00) Pacific Standard Time	sbsuser	DESKTOP-4UNV VOB
Name :		Instrument	Run		10/27/2023 10:39:52 AM	(GMT --07:00) Pacific Standard Time	sbsuser	DESKTOP-4UNV VOB
Vendor : Agilent Technologies		Instrument	Run		10/27/2023 10:39:52 AM	(GMT --07:00) Pacific Standard Time	sbsuser	DESKTOP-4UNV VOB
Serial# : DE34903152		Instrument	Run		10/27/2023 10:39:52 AM	(GMT --07:00) Pacific Standard Time	sbsuser	DESKTOP-4UNV VOB
Firmware : C.01.069		Instrument	Run		10/27/2023 10:39:52 AM	(GMT --07:00) Pacific Standard Time	sbsuser	DESKTOP-4UNV VOB
Cartridge : Electrode		Instrument	Run		10/27/2023 10:39:52 AM	(GMT --07:00) Pacific Standard Time	sbsuser	DESKTOP-4UNV VOB