

Assay Class: Eukaryote Total RNA Pico  
Data Path: C:\...30\Bioanalyzer1\_Eukaryote Total RNA Pico\_2023-05-30\_001.xad

Created: 5/30/2023 1:26:00 PM  
Modified: 5/30/2023 1:48:58 PM

**Electrophoresis File Run Summary**

Instrument Information:

Instrument Name: DE34903152      Firmware: C.01.069  
Serial#: DE34903152      Type: G2938C

Assay Information:

Assay Origin Path: C:\Program Files (x86)\Agilent\2100 bioanalyzer\2100 expert\assays\RNA\Eukaryote Total RNA Pico Series II.xsy

Assay Class: Eukaryote Total RNA Pico

Version: 2.6

Assay Comments: Total RNA Analysis pg sensitivity (Eukaryote)

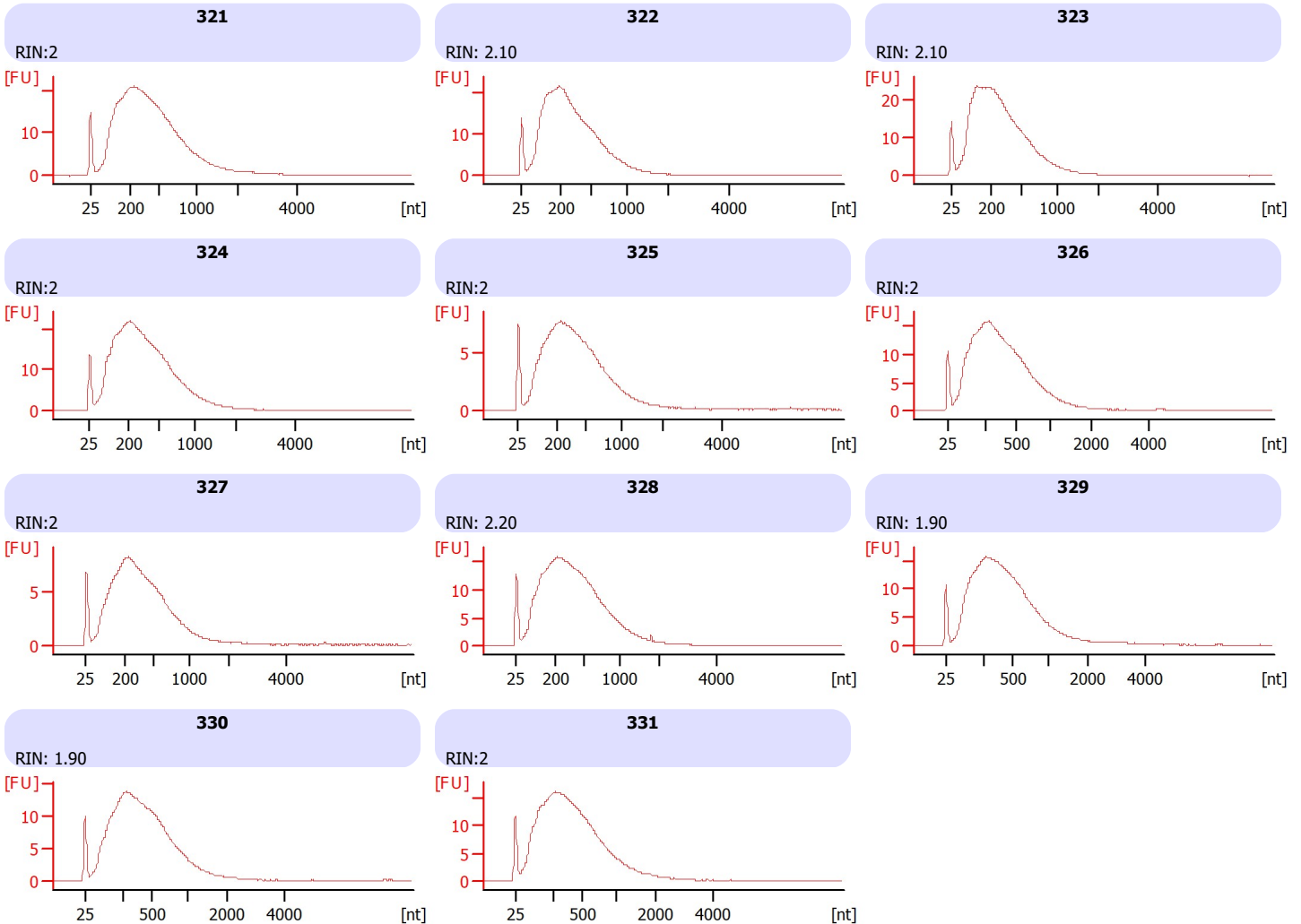
© Copyright 2003 - 2009 Agilent Technologies, Inc.

Chip Information:

Chip Lot #:

Reagent Kit Lot #:

Chip Comments:



Assay Class: Eukaryote Total RNA Pico  
 Data Path: C:\...30\Bioanalyzer1\_Eukaryote Total RNA Pico\_2023-05-30\_001.xad

Created: 5/30/2023 1:26:00 PM  
 Modified: 5/30/2023 1:48:58 PM

**Electrophoresis File Run Summary (Chip Summary)**

Sample Name	Sample Comment	Status	Result Label	Result Color
321		✓	RIN:2	
322		✓	RIN: 2.10	
323		✓	RIN: 2.10	
324		✓	RIN:2	
325		✓	RIN:2	
326		✓	RIN:2	
327		✓	RIN:2	
328		✓	RIN: 2.20	
329		✓	RIN: 1.90	
330		✓	RIN: 1.90	
331		✓	RIN:2	
Ladder		✓	All Other Samples	

**Chip Lot #**

**Reagent Kit Lot #**

**Chip Comments :**

Assay Class: Eukaryote Total RNA Pico  
 Data Path: C:\...30\Bioanalyzer1\_Eukaryote Total RNA Pico\_2023-05-30\_001.xad

Created: 5/30/2023 1:26:00 PM  
 Modified: 5/30/2023 1:48:58 PM

**Electrophoresis Assay Details**

**General Analysis Settings**

Number of Available Sample and Ladder Wells (Max.) : 12  
 Minimum Visible Range [s] : 17  
 Maximum Visible Range [s] : 70  
 Start Analysis Time Range [s] : 18  
 End Analysis Time Range [s] : 69  
 Ladder Concentration [pg/μl] : 1000  
 Lower Marker Concentration [pg/μl] : 0  
 Upper Marker Concentration [pg/μl] : 0  
 Used Lower Marker for Quantitation  
 Standard Curve Fit is Logarithmic  
 Show Data Aligned to Lower Marker

**Integrator Settings**

Integration Start Time [s] : 18  
 Integration End Time [s] : 69  
 Slope Threshold : 0.6  
 Height Threshold [FU] : 0.5  
 Area Threshold : 0.2  
 Width Threshold [s] : 0.3  
 Baseline Plateau [s] : 6

**Filter Settings**

Filter Width [s] : 0.5  
 Polynomial Order : 4

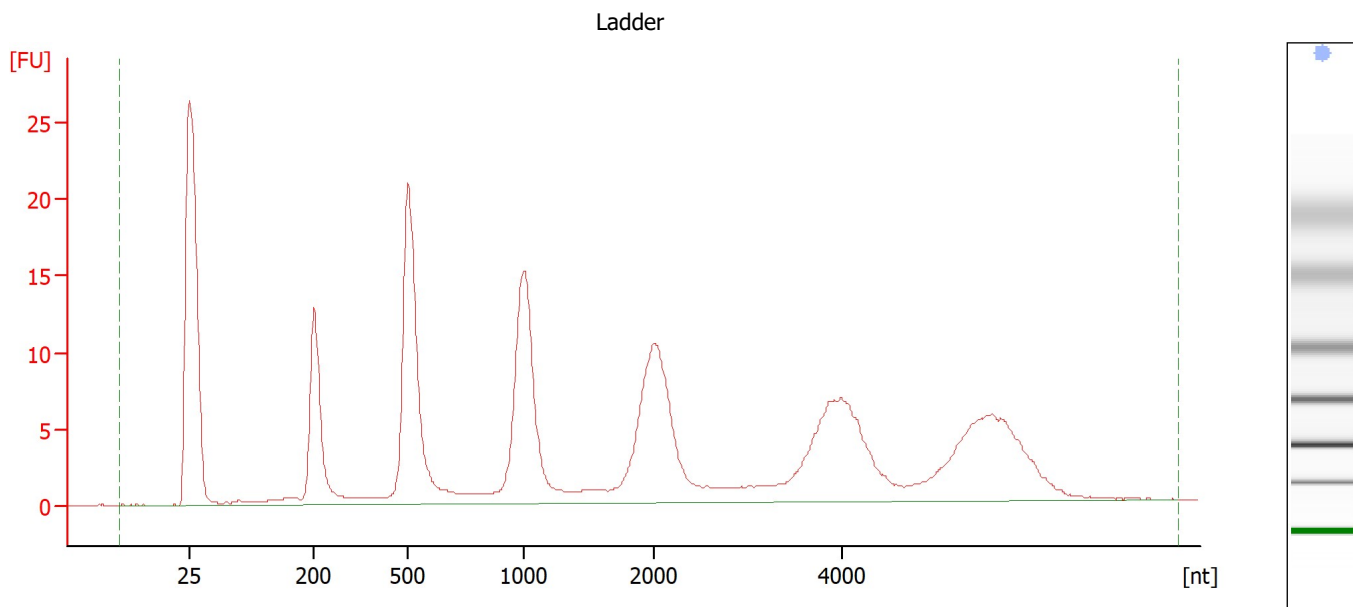
**Ladder**

Ladder Peak	Size
1	25
2	200
3	500
4	1000
5	2000
6	4000

Assay Class: Eukaryote Total RNA Pico  
Data Path: C:\...30\Bioanalyzer1\_Eukaryote Total RNA Pico\_2023-05-30\_001.xad

Created: 5/30/2023 1:26:00 PM  
Modified: 5/30/2023 1:48:58 PM

**Electropherogram Summary**



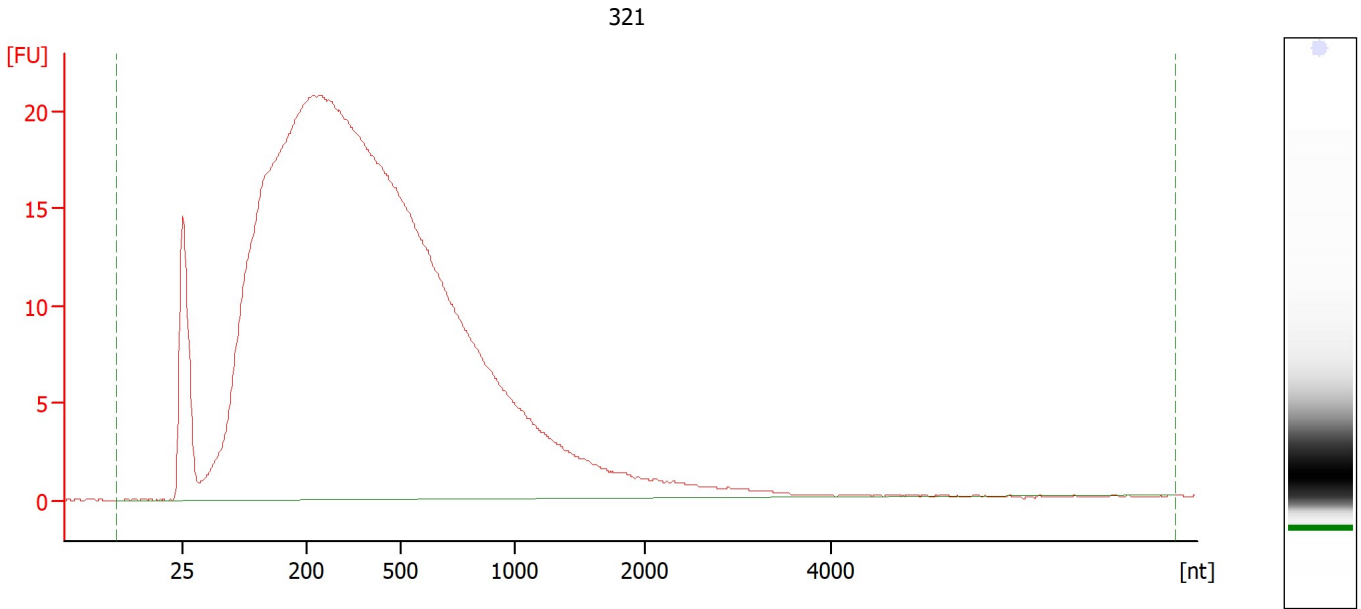
**Overall Results for Ladder**

RNA Area:	260.6	Result Flagging Color:	<span style="background-color: #add8e6; border: 1px solid black; display: inline-block; width: 20px; height: 10px;"></span>
RNA Concentration:	1,000 pg/μl	Result Flagging Label:	All Other Samples

Assay Class: Eukaryote Total RNA Pico  
Data Path: C:\...30\Bioanalyzer1\_Eukaryote Total RNA Pico\_2023-05-30\_001.xad

Created: 5/30/2023 1:26:00 PM  
Modified: 5/30/2023 1:48:58 PM

**Electropherogram Summary Continued ...**



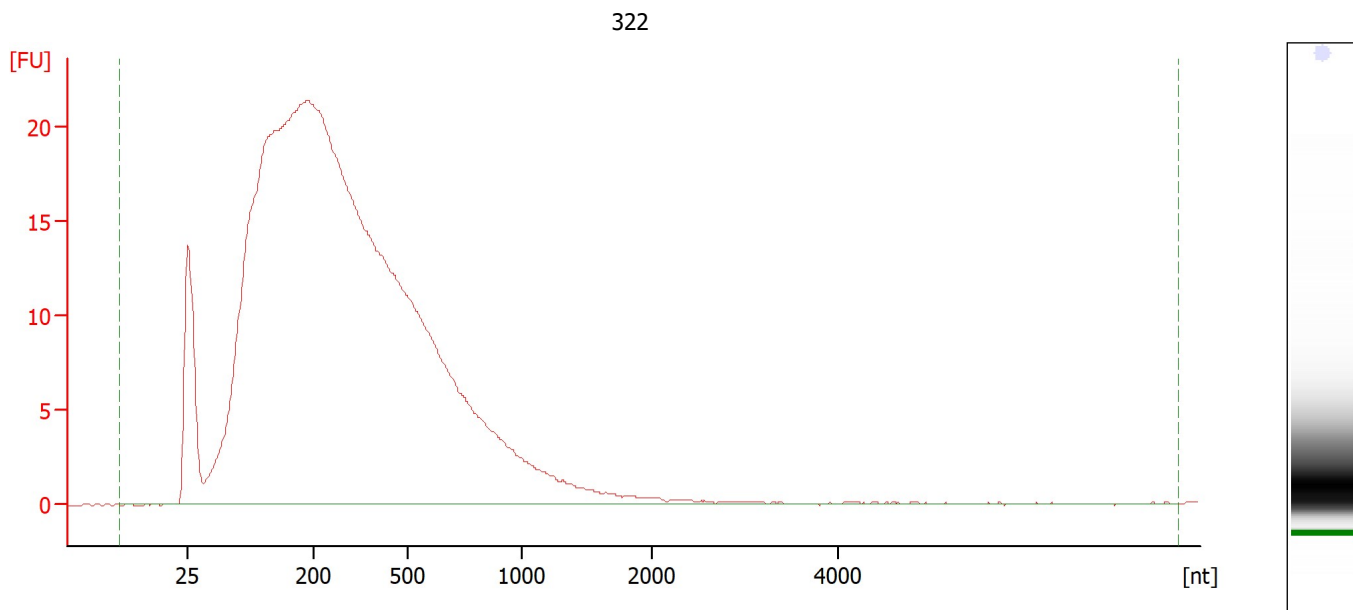
**Overall Results for sample 1 : 321**

RNA Area:	683.9	RNA Integrity Number (RIN):	2 (B.02.10)
RNA Concentration:	2,624 pg/μl	Result Flagging Color:	<span style="background-color: #ccccff; border: 1px solid black; display: inline-block; width: 20px; height: 10px;"></span>
rRNA Ratio [28s / 18s]:	0.0	Result Flagging Label:	RIN:2

Assay Class: Eukaryote Total RNA Pico  
Data Path: C:\...30\Bioanalyzer1\_Eukaryote Total RNA Pico\_2023-05-30\_001.xad

Created: 5/30/2023 1:26:00 PM  
Modified: 5/30/2023 1:48:58 PM

**Electropherogram Summary Continued ...**



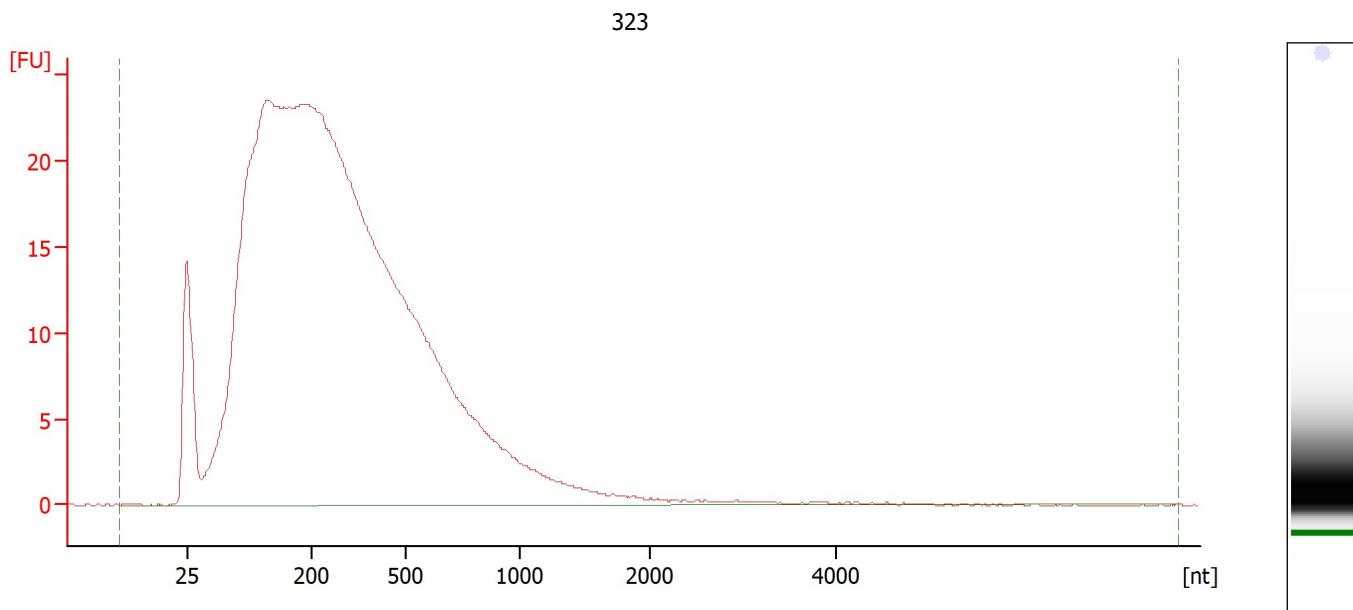
**Overall Results for sample 2 : 322**

RNA Area:	601.2	RNA Integrity Number (RIN):	2.1 (B.02.10)
RNA Concentration:	2,307 pg/μl	Result Flagging Color:	<span style="background-color: #ccccff; border: 1px solid black; display: inline-block; width: 20px; height: 10px;"></span>
rRNA Ratio [28s / 18s]:	0.0	Result Flagging Label:	RIN: 2.10

Assay Class: Eukaryote Total RNA Pico  
Data Path: C:\...30\Bioanalyzer1\_Eukaryote Total RNA Pico\_2023-05-30\_001.xad

Created: 5/30/2023 1:26:00 PM  
Modified: 5/30/2023 1:48:58 PM

**Electropherogram Summary Continued ...**



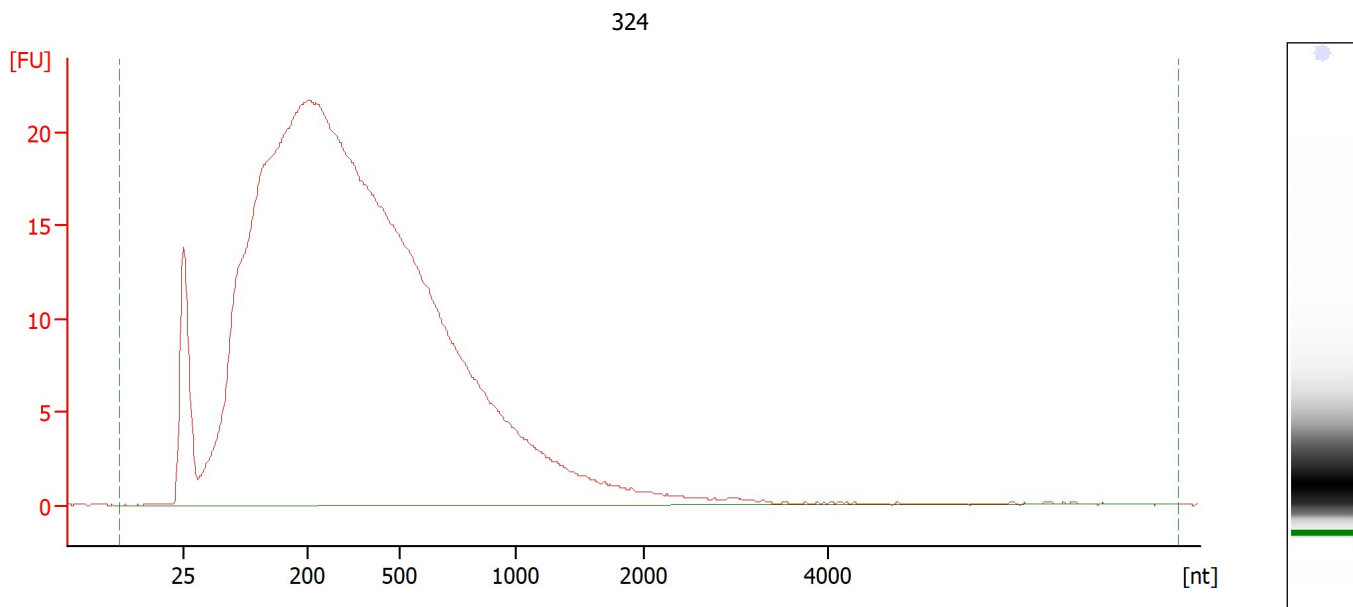
**Overall Results for sample 3 : 323**

RNA Area:	688.4	RNA Integrity Number (RIN):	2.1 (B.02.10)
RNA Concentration:	2,641 pg/ $\mu$ l	Result Flagging Color:	<span style="background-color: #ccccff; border: 1px solid black; display: inline-block; width: 20px; height: 10px;"></span>
rRNA Ratio [28s / 18s]:	0.0	Result Flagging Label:	RIN: 2.10

Assay Class: Eukaryote Total RNA Pico  
 Data Path: C:\...30\Bioanalyzer1\_Eukaryote Total RNA Pico\_2023-05-30\_001.xad

Created: 5/30/2023 1:26:00 PM  
 Modified: 5/30/2023 1:48:58 PM

**Electropherogram Summary Continued ...**



**Overall Results for sample 4 : 324**

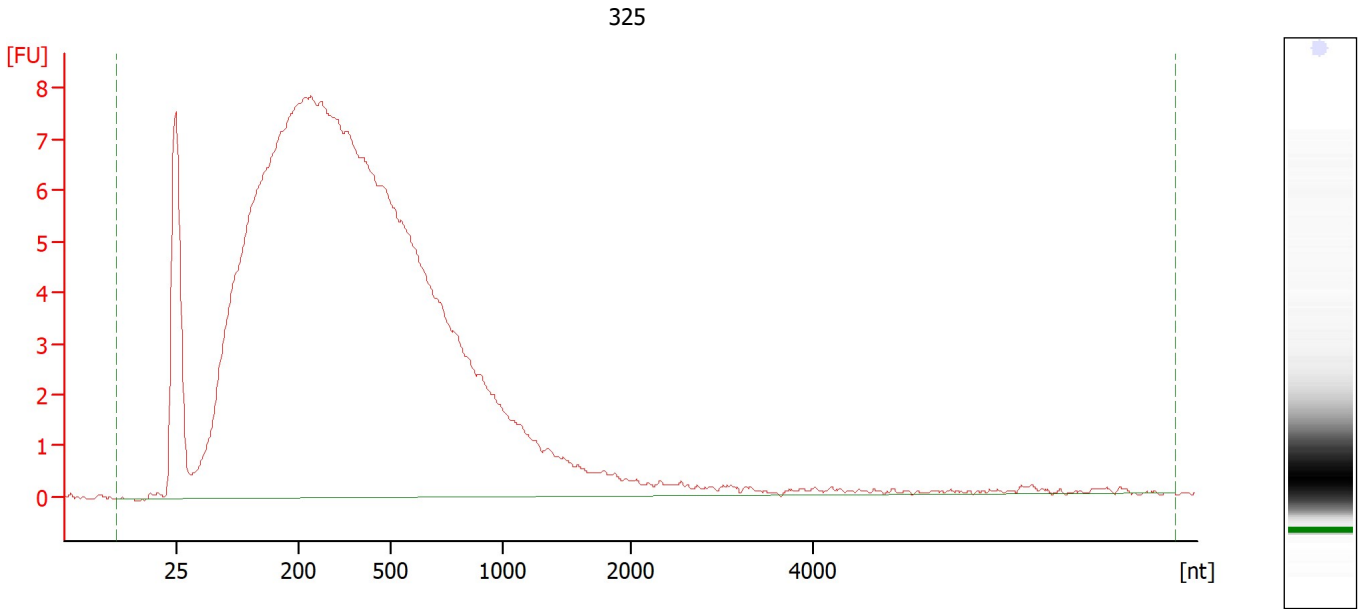
RNA Area:	692.3	RNA Integrity Number (RIN):	2 (B.02.10)
RNA Concentration:	2,656 pg/μl	Result Flagging Color:	<span style="background-color: #ccccff; border: 1px solid black; display: inline-block; width: 20px; height: 10px;"></span>
rRNA Ratio [28s / 18s]:	0.0	Result Flagging Label:	RIN:2



Assay Class: Eukaryote Total RNA Pico  
Data Path: C:\...30\Bioanalyzer1\_Eukaryote Total RNA Pico\_2023-05-30\_001.xad

Created: 5/30/2023 1:26:00 PM  
Modified: 5/30/2023 1:48:58 PM

**Electropherogram Summary Continued ...**



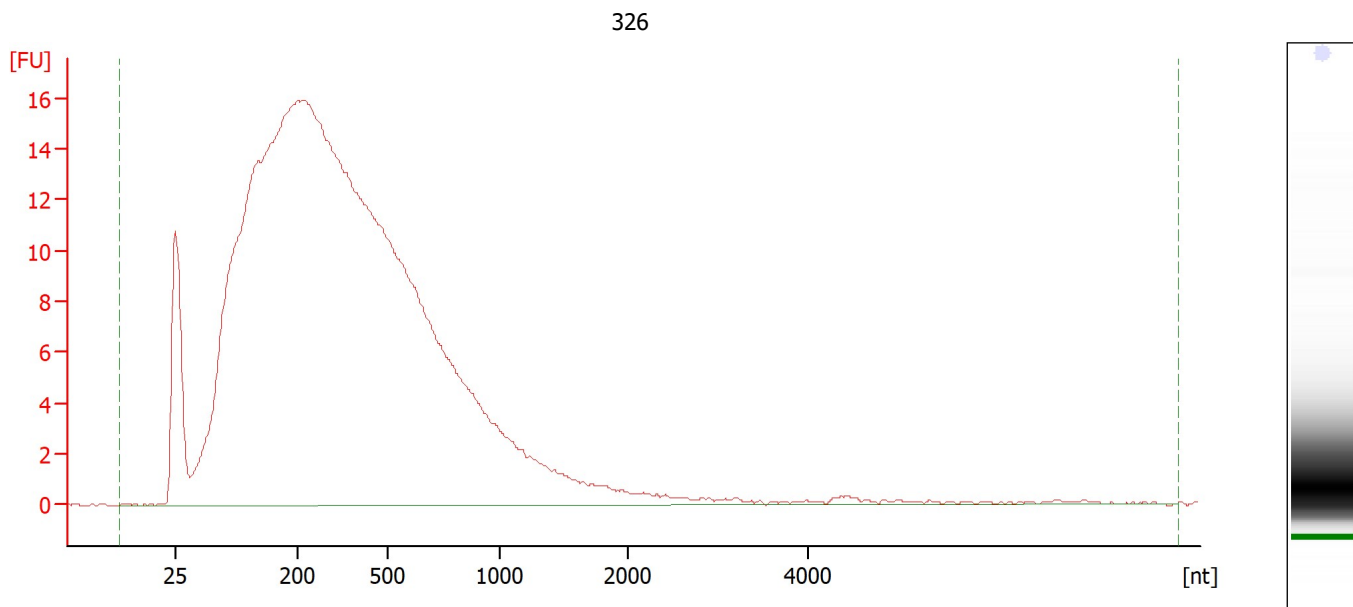
**Overall Results for sample 5 : 325**

RNA Area:	260.7	RNA Integrity Number (RIN):	2 (B.02.10)
RNA Concentration:	1,000 pg/ $\mu$ l	Result Flagging Color:	<span style="background-color: #ccccff; border: 1px solid black; display: inline-block; width: 20px; height: 10px;"></span>
rRNA Ratio [28s / 18s]:	0.0	Result Flagging Label:	RIN:2

Assay Class: Eukaryote Total RNA Pico  
Data Path: C:\...30\Bioanalyzer1\_Eukaryote Total RNA Pico\_2023-05-30\_001.xad

Created: 5/30/2023 1:26:00 PM  
Modified: 5/30/2023 1:48:58 PM

**Electropherogram Summary Continued ...**



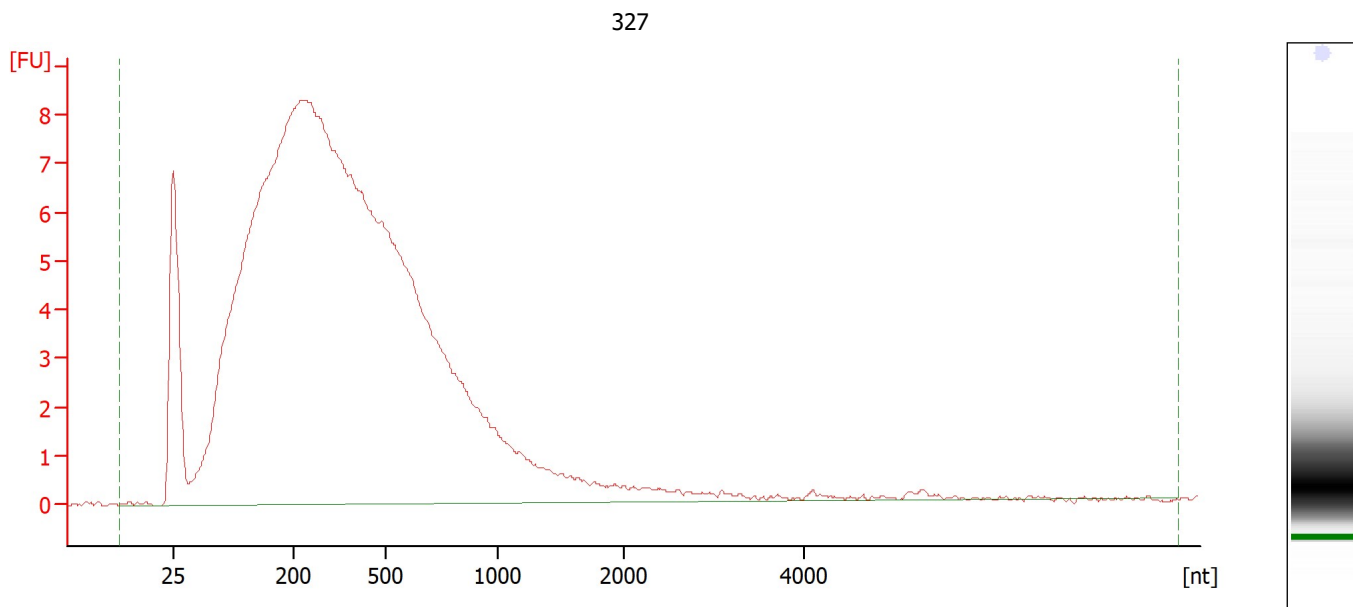
**Overall Results for sample 6 : 326**

RNA Area:	506.4	RNA Integrity Number (RIN):	2 (B.02.10)
RNA Concentration:	1,943 pg/μl	Result Flagging Color:	<span style="background-color: #ccccff; border: 1px solid black; display: inline-block; width: 20px; height: 10px;"></span>
rRNA Ratio [28s / 18s]:	0.0	Result Flagging Label:	RIN:2

Assay Class: Eukaryote Total RNA Pico  
Data Path: C:\...30\Bioanalyzer1\_Eukaryote Total RNA Pico\_2023-05-30\_001.xad

Created: 5/30/2023 1:26:00 PM  
Modified: 5/30/2023 1:48:58 PM

**Electropherogram Summary Continued ...**



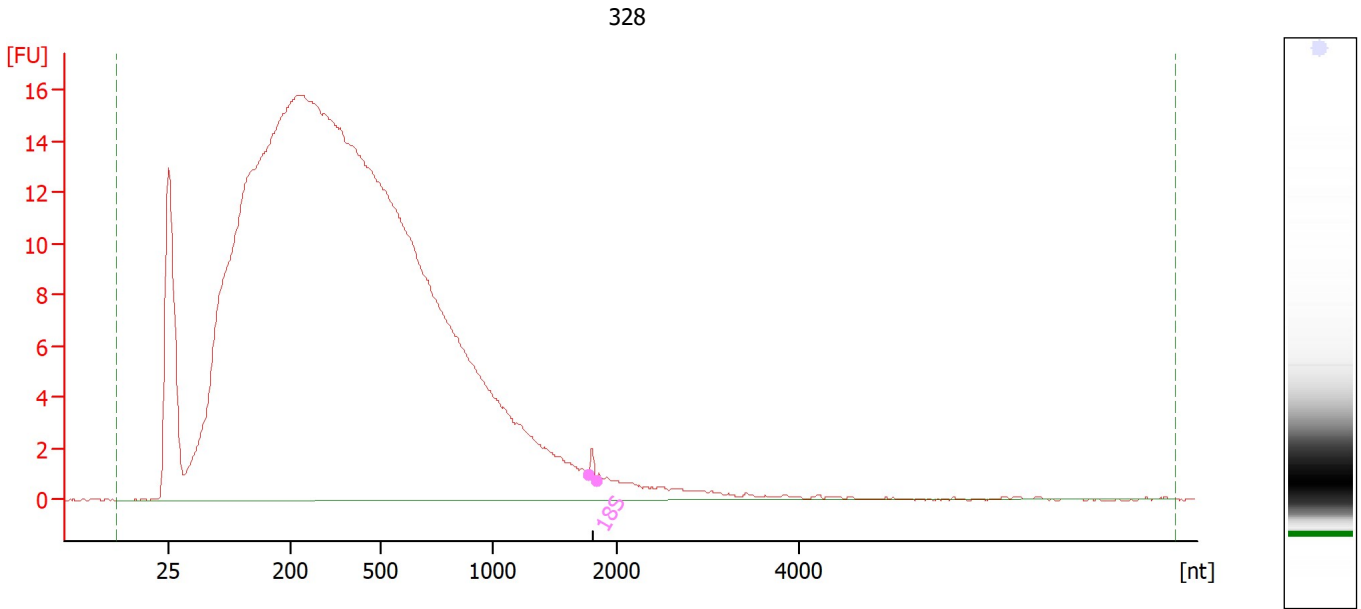
**Overall Results for sample 7 : 327**

RNA Area:	255.0	RNA Integrity Number (RIN):	2 (B.02.10)
RNA Concentration:	978 µg/µl	Result Flagging Color:	<span style="background-color: #ccccff; border: 1px solid black; display: inline-block; width: 20px; height: 10px;"></span>
rRNA Ratio [28s / 18s]:	0.0	Result Flagging Label:	RIN:2

Assay Class: Eukaryote Total RNA Pico  
 Data Path: C:\...30\Bioanalyzer1\_Eukaryote Total RNA Pico\_2023-05-30\_001.xad

Created: 5/30/2023 1:26:00 PM  
 Modified: 5/30/2023 1:48:58 PM

**Electropherogram Summary Continued ...**



**Overall Results for sample 8 : 328**

RNA Area:	549.2	RNA Integrity Number (RIN):	2.2 (B.02.10)
RNA Concentration:	2,107 pg/μl	Result Flagging Color:	<span style="background-color: #ccccff; border: 1px solid black; display: inline-block; width: 20px; height: 10px;"></span>
rRNA Ratio [28s / 18s]:	0.0	Result Flagging Label:	RIN: 2.20

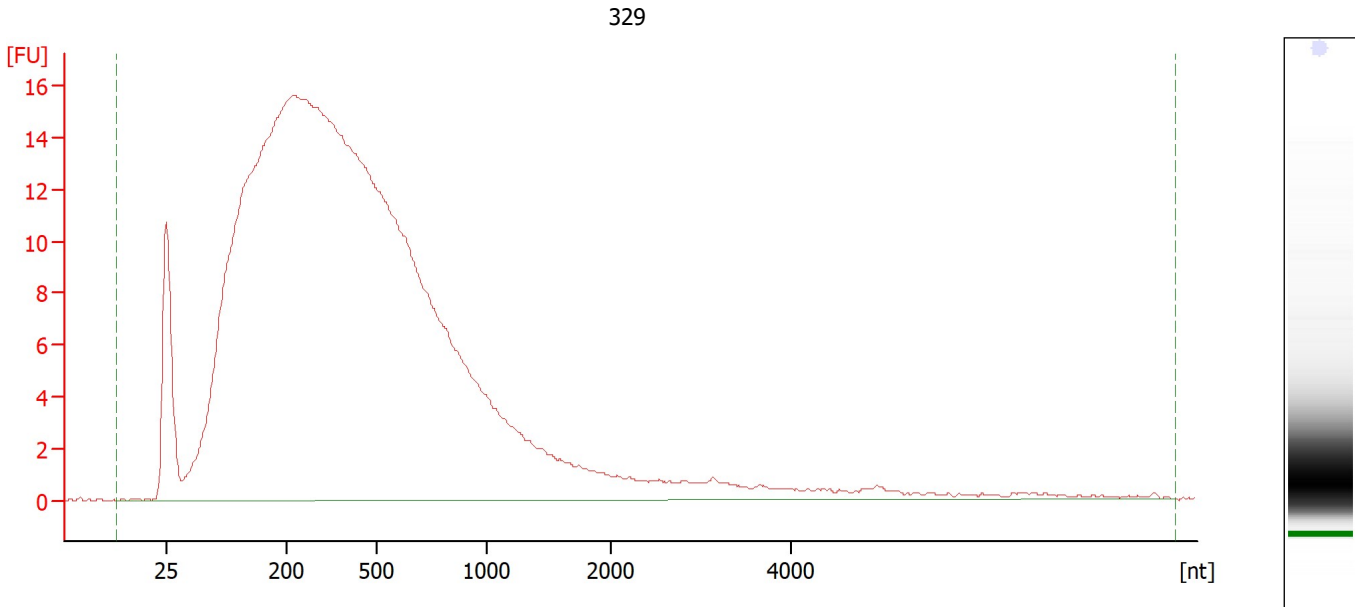
**Fragment table for sample 8 : 328**

Name	Start Size [nt]	End Size [nt]	Area	% of total Area
18S	1,764	1,832	0.6	0.1

Assay Class: Eukaryote Total RNA Pico  
Data Path: C:\...30\Bioanalyzer1\_Eukaryote Total RNA Pico\_2023-05-30\_001.xad

Created: 5/30/2023 1:26:00 PM  
Modified: 5/30/2023 1:48:58 PM

**Electropherogram Summary Continued ...**



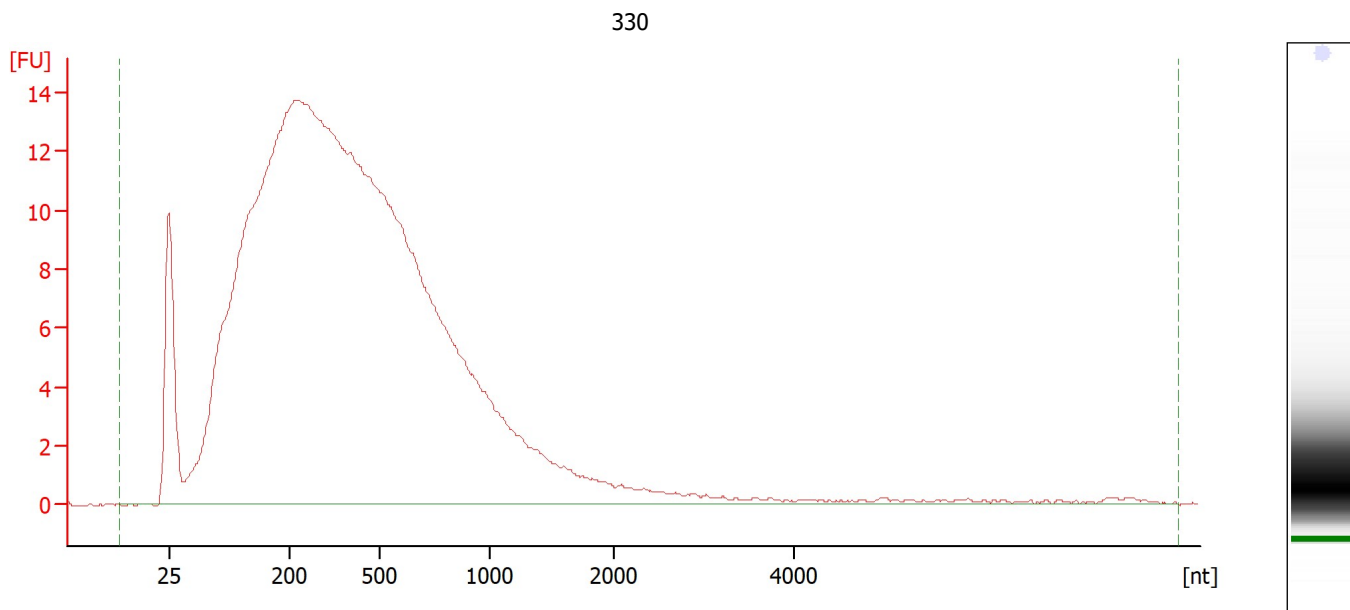
**Overall Results for sample 9 : 329**

RNA Area:	542.7	RNA Integrity Number (RIN):	1.9 (B.02.10)
RNA Concentration:	2,082 pg/ $\mu$ l	Result Flagging Color:	<span style="background-color: #ccccff; border: 1px solid black; display: inline-block; width: 20px; height: 10px;"></span>
rRNA Ratio [28s / 18s]:	0.0	Result Flagging Label:	RIN: 1.90

Assay Class: Eukaryote Total RNA Pico  
 Data Path: C:\...30\Bioanalyzer1\_Eukaryote Total RNA Pico\_2023-05-30\_001.xad

Created: 5/30/2023 1:26:00 PM  
 Modified: 5/30/2023 1:48:58 PM

**Electropherogram Summary Continued ...**



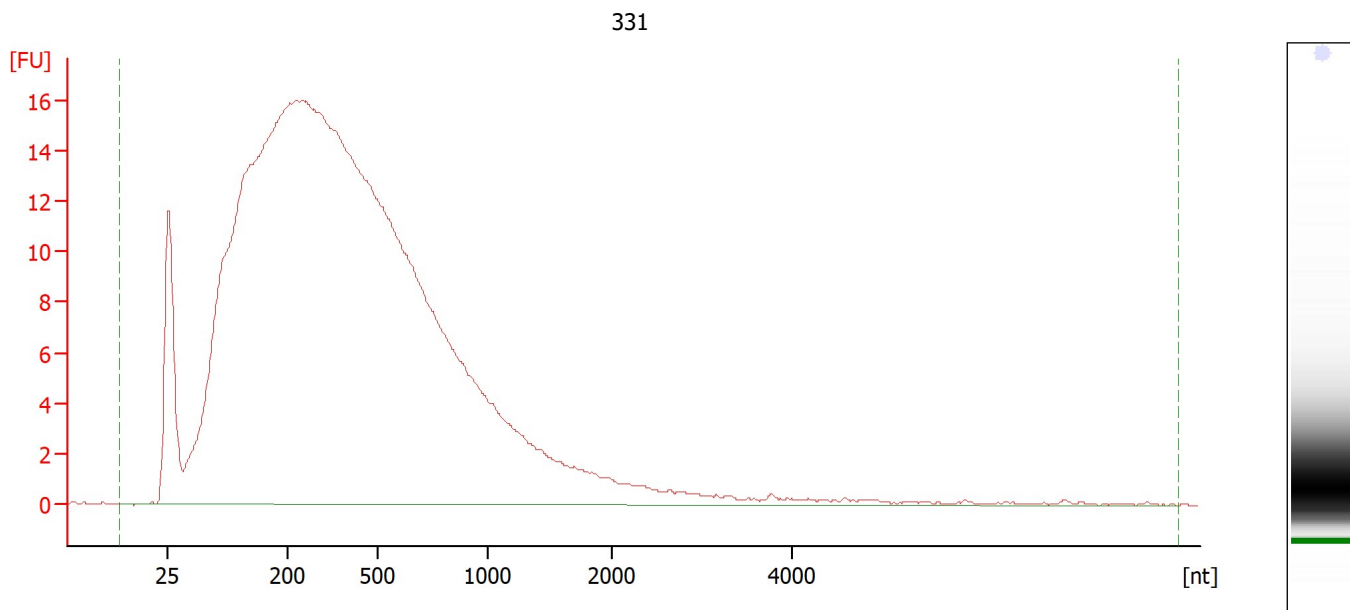
**Overall Results for sample 10 : 330**

RNA Area:	459.1	RNA Integrity Number (RIN):	1.9 (B.02.10)
RNA Concentration:	1,762 pg/μl	Result Flagging Color:	<span style="background-color: #ccccff; border: 1px solid black; display: inline-block; width: 20px; height: 10px;"></span>
rRNA Ratio [28s / 18s]:	0.0	Result Flagging Label:	RIN: 1.90

Assay Class: Eukaryote Total RNA Pico  
 Data Path: C:\...30\Bioanalyzer1\_Eukaryote Total RNA Pico\_2023-05-30\_001.xad

Created: 5/30/2023 1:26:00 PM  
 Modified: 5/30/2023 1:48:58 PM

**Electropherogram Summary Continued ...**



**Overall Results for sample 11 : 331**

RNA Area:	564.8	RNA Integrity Number (RIN):	2 (B.02.10)
RNA Concentration:	2,167 pg/μl	Result Flagging Color:	<span style="background-color: #ccccff; border: 1px solid black; display: inline-block; width: 20px; height: 10px;"></span>
rRNA Ratio [28s / 18s]:	0.0	Result Flagging Label:	RIN:2

Assay Class: Eukaryote Total RNA Pico  
Data Path: C:\...30\Bioanalyzer1\_Eukaryote Total RNA Pico\_2023-05-30\_001.xad

Created: 5/30/2023 1:26:00 PM  
Modified: 5/30/2023 1:48:58 PM

**Gel Image**

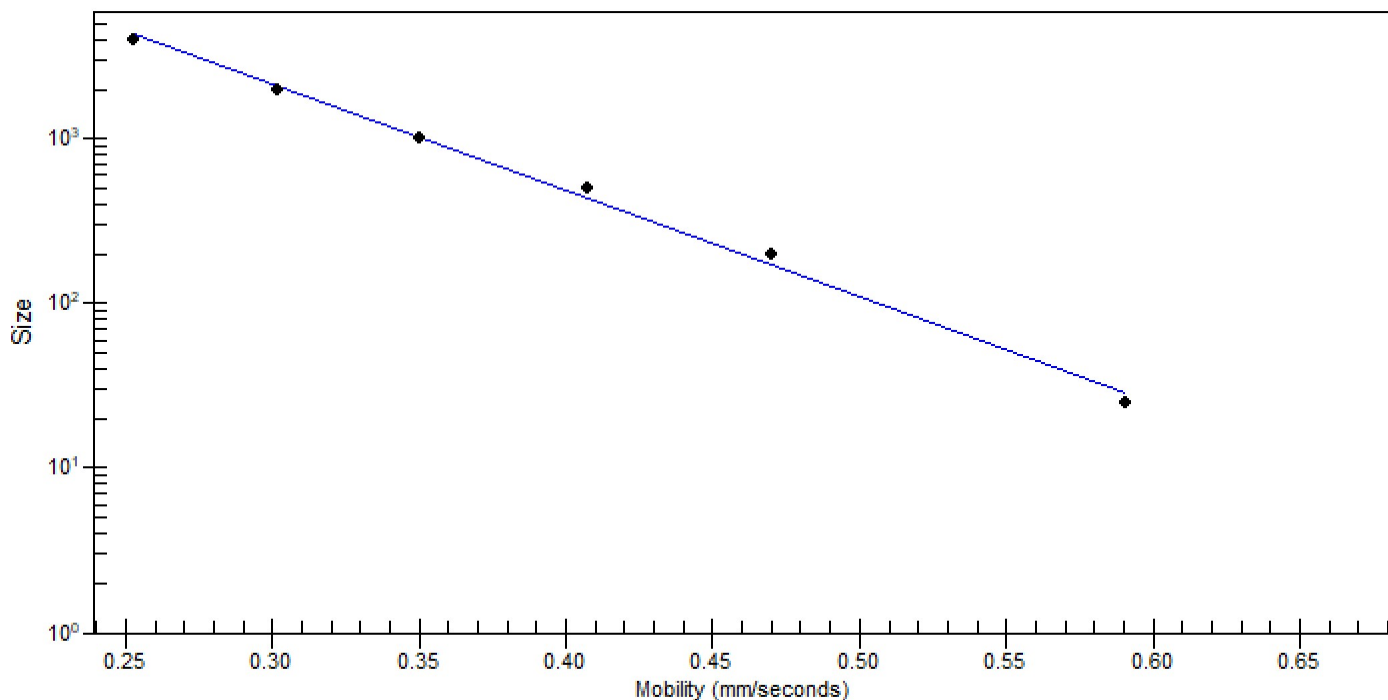


Assay Class: Eukaryote Total RNA Pico  
Data Path: C:\...30\Bioanalyzer1\_Eukaryote Total RNA Pico\_2023-05-30\_001.xad

Created: 5/30/2023 1:26:00 PM  
Modified: 5/30/2023 1:48:58 PM

**Curves**

**Standard Curve**



Assay Class: Eukaryote Total RNA Pico  
 Data Path: C:\...30\Bioanalyzer1\_Eukaryote Total RNA Pico\_2023-05-30\_001.xad  
 Created: 5/30/2023 1:26:00 PM  
 Modified: 5/30/2023 1:48:58 PM

**Run Logbook**

Description	Number	Source	Category	Sub Category	Time	Time Zone	User	Host
Run ended on port 1 (Number of wells acquired: 12)		Instrument	Run		5/30/2023 1:48:55 PM	(GMT --07:00) Pacific Standard Time	sbsuser	DESKTOP-4UNV VOB
Run started on port 1 (File: C:\Users\sbsuser\Desktop\2023-05-30\Bioanalyzer1_Eukaryote Total RNA Pico_2023-05-30_001.xad)		Instrument	Run		5/30/2023 1:26:06 PM	(GMT --07:00) Pacific Standard Time	sbsuser	DESKTOP-4UNV VOB
Product Number : G2938C		Instrument	Run		5/30/2023 1:26:06 PM	(GMT --07:00) Pacific Standard Time	sbsuser	DESKTOP-4UNV VOB
Name :		Instrument	Run		5/30/2023 1:26:06 PM	(GMT --07:00) Pacific Standard Time	sbsuser	DESKTOP-4UNV VOB
Vendor : Agilent Technologies		Instrument	Run		5/30/2023 1:26:06 PM	(GMT --07:00) Pacific Standard Time	sbsuser	DESKTOP-4UNV VOB
Serial# : DE34903152		Instrument	Run		5/30/2023 1:26:06 PM	(GMT --07:00) Pacific Standard Time	sbsuser	DESKTOP-4UNV VOB
Firmware : C.01.069		Instrument	Run		5/30/2023 1:26:06 PM	(GMT --07:00) Pacific Standard Time	sbsuser	DESKTOP-4UNV VOB
Cartridge : Electrode		Instrument	Run		5/30/2023 1:26:06 PM	(GMT --07:00) Pacific Standard Time	sbsuser	DESKTOP-4UNV VOB