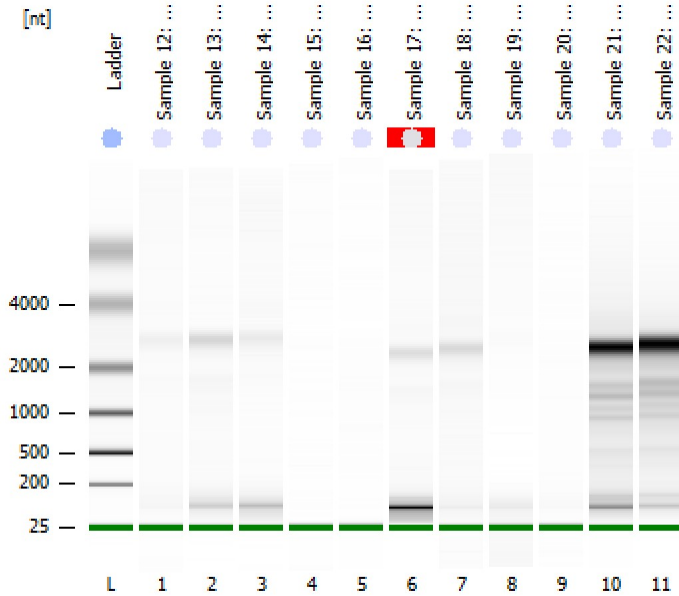


Assay Class: Plant RNA Pico
Data Path: C:\...p\2023-06-08\Bioanalyzer1_Plant RNA Pico_2023-06-08_001.xad

Created: 6/8/2023 3:34:59 PM
Modified: 6/8/2023 3:57:56 PM

Electrophoresis File Run Summary



Instrument Information:

Instrument Name: DE34903152 Firmware: C.01.069
Serial#: DE34903152 Type: G2938C

Assay Information:

Assay Origin Path: C:\Program Files (x86)\Agilent\2100 bioanalyzer\2100 expert\assays\RNA\Plant RNA Pico.xsy

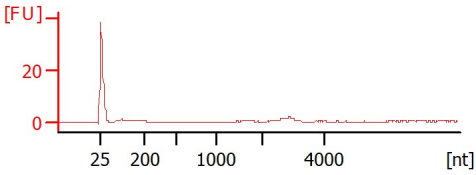
Assay Class: Plant RNA Pico
Version: 1.3
Assay Comments: Total RNA Analysis pg sensitivity (Plant)

© Copyright 2003 - 2009 Agilent Technologies, Inc.

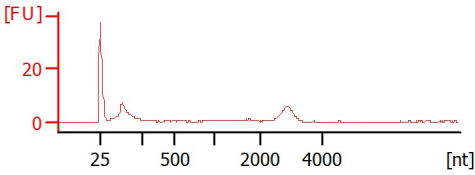
Chip Information:

Chip Lot #:
Reagent Kit Lot #:
Chip Comments:

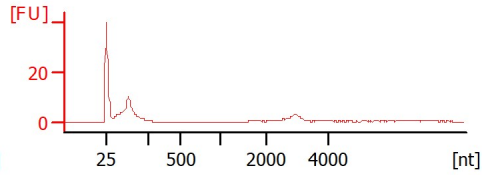
QC1503 RIN:4 **Sample 12: 12A**



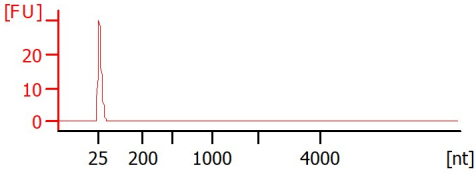
QC1503 RIN: 5.40 **Sample 13: 13R**



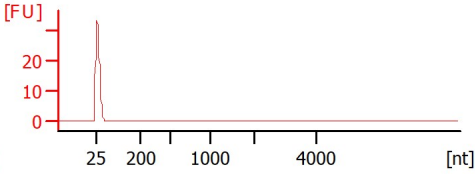
QC1503 RIN: 3.40 **Sample 14: 14A**



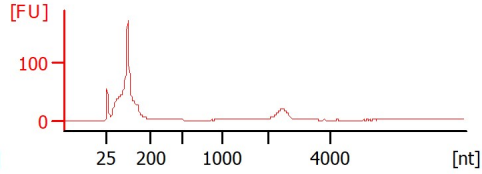
QC1503 RIN: 1.10 **Sample 15: 15A**



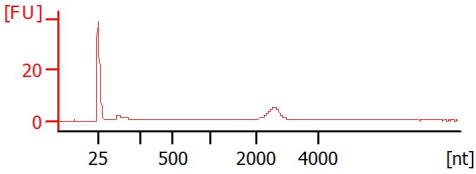
QC1503 RIN: 1.10 **Sample 16: 16R**



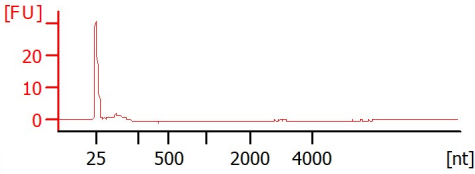
QC1503 RIN N/A **Sample 17: 17A**



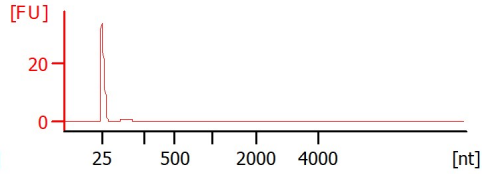
QC1503 RIN: 6.20 **Sample 18: 18A**



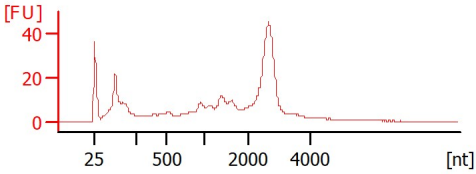
QC1503 RIN: 1.10 **Sample 19: 19A**



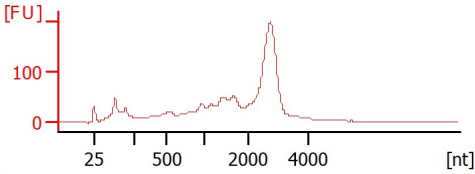
QC1503 RIN:1 **Sample 20: 20A**



QC1503 RIN:7 **Sample 21: 21R**



QC1503 RIN: 7.10 **Sample 22: 22R**



Assay Class: Plant RNA Pico
 Data Path: C:\...p\2023-06-08\Bioanalyzer1_Plant RNA Pico_2023-06-08_001.xad

Created: 6/8/2023 3:34:59 PM
 Modified: 6/8/2023 3:57:56 PM

Electrophoresis File Run Summary (Chip Summary)

Sample Name	Sample Comment	Status	Result Labels	Result Color
Sample 12: 12A	QC1503	✓	RIN:4	
Sample 13: 13R	QC1503	✓	RIN: 5.40	
Sample 14: 14A	QC1503	✓	RIN: 3.40	
Sample 15: 15A	QC1503	✓	RIN: 1.10	
Sample 16: 16R	QC1503	✓	RIN: 1.10	
Sample 17: 17A	QC1503	✓	RIN N/A	
Sample 18: 18A	QC1503	✓	RIN: 6.20	
Sample 19: 19A	QC1503	✓	RIN: 1.10	
Sample 20: 20A	QC1503	✓	RIN:1	
Sample 21: 21R	QC1503	✓	RIN:7	
Sample 22: 22R	QC1503	✓	RIN: 7.10	
Ladder		✓	All Other Samples	

Chip Lot #

Reagent Kit Lot #

Chip Comments :

Assay Class: Plant RNA Pico
 Data Path: C:\...p\2023-06-08\Bioanalyzer1_Plant RNA Pico_2023-06-08_001.xad

Created: 6/8/2023 3:34:59 PM
 Modified: 6/8/2023 3:57:56 PM

Electrophoresis Assay Details

General Analysis Settings

Number of Available Sample and Ladder Wells (Max.) : 12
 Minimum Visible Range [s] : 17
 Maximum Visible Range [s] : 70
 Start Analysis Time Range [s] : 18
 End Analysis Time Range [s] : 69
 Ladder Concentration [pg/μl] : 1000
 Lower Marker Concentration [pg/μl] : 0
 Upper Marker Concentration [pg/μl] : 0
 Used Lower Marker for Quantitation
 Standard Curve Fit is Logarithmic
 Show Data Aligned to Lower Marker

Integrator Settings

Integration Start Time [s] : 18
 Integration End Time [s] : 69
 Slope Threshold : 0.6
 Height Threshold [FU] : 0.5
 Area Threshold : 0.2
 Width Threshold [s] : 0.3
 Baseline Plateau [s] : 6

Filter Settings

Filter Width [s] : 0.5
 Polynomial Order : 4

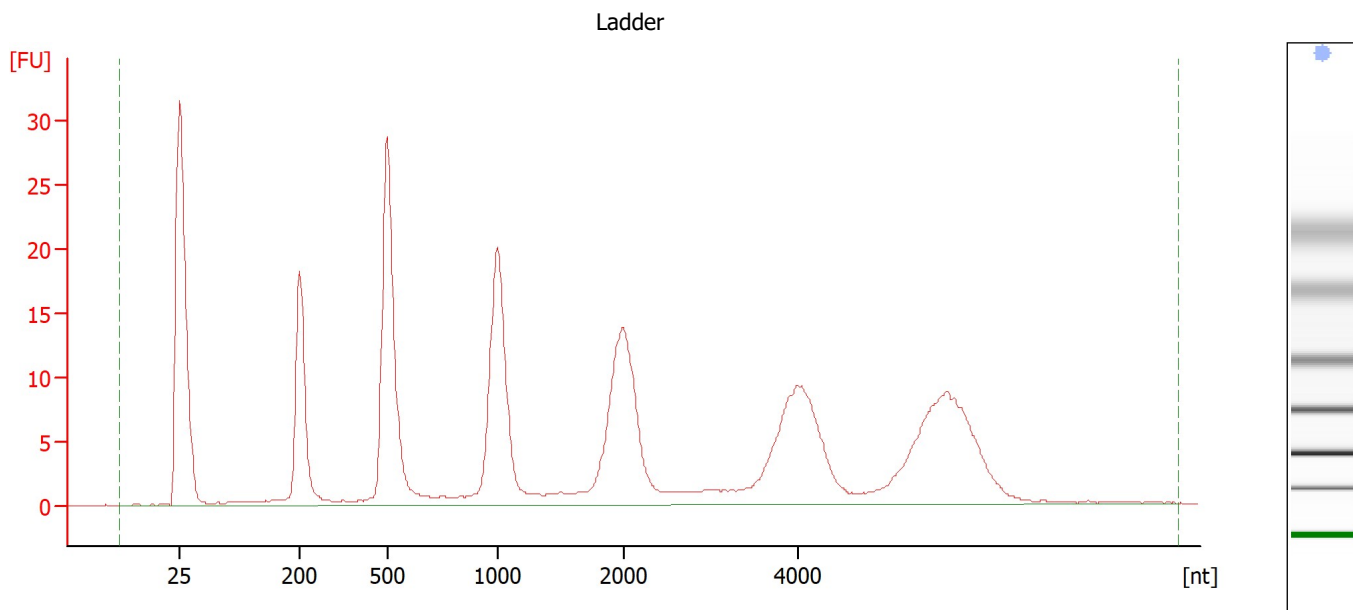
Ladder

Ladder Peak	Size
1	25
2	200
3	500
4	1000
5	2000
6	4000

Assay Class: Plant RNA Pico
Data Path: C:\...p\2023-06-08\Bioanalyzer1_Plant RNA Pico_2023-06-08_001.xad

Created: 6/8/2023 3:34:59 PM
Modified: 6/8/2023 3:57:56 PM

Electropherogram Summary



Overall Results for Ladder

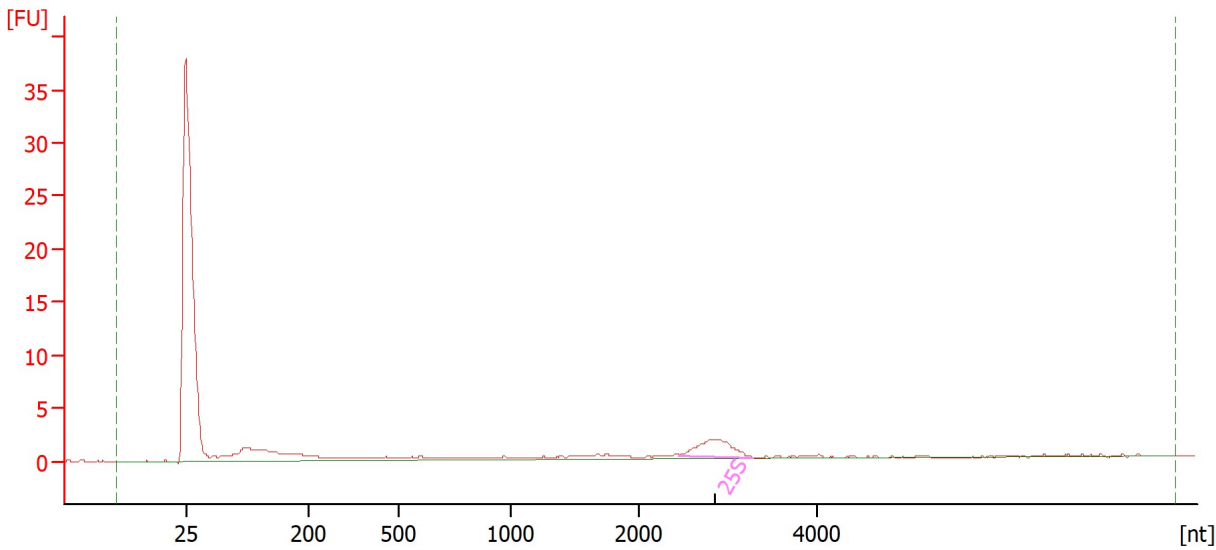
RNA Area:	311.9	Result Flagging Color:	
RNA Concentration:	1,000 pg/μl	Result Flagging Label:	All Other Samples

Assay Class: Plant RNA Pico
Data Path: C:\...p\2023-06-08\Bioanalyzer1_Plant RNA Pico_2023-06-08_001.xad

Created: 6/8/2023 3:34:59 PM
Modified: 6/8/2023 3:57:56 PM

Electropherogram Summary Continued ...

Sample 12: 12A [QC1503]



Overall Results for sample 1 : Sample 12: 12A

RNA Area: 32.0 RNA Integrity Number (RIN): 4 (B.02.10)
RNA Concentration: 103 pg/μl Result Flagging Color:
rRNA Ratio [25s / 18s]: 0.0 Result Flagging Label: RIN:4

Fragment table for sample 1 : Sample 12: 12A

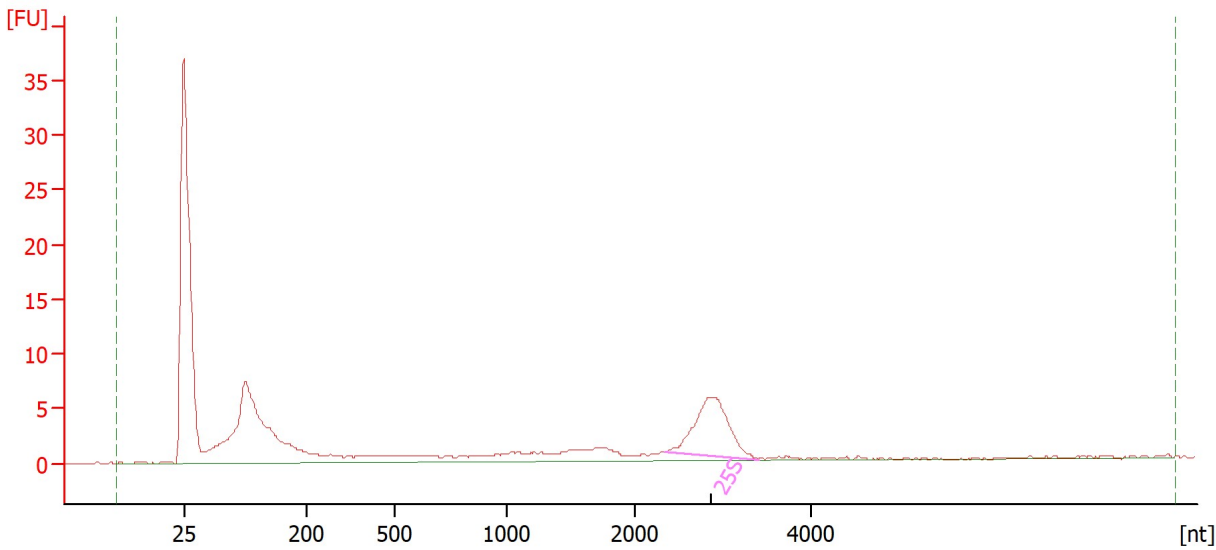
Name	Start Size [nt]	End Size [nt]	Area	% of total Area
25S	2,452	3,294	6.2	19.4

Assay Class: Plant RNA Pico
Data Path: C:\...p\2023-06-08\Bioanalyzer1_Plant RNA Pico_2023-06-08_001.xad

Created: 6/8/2023 3:34:59 PM
Modified: 6/8/2023 3:57:56 PM

Electropherogram Summary Continued ...

Sample 13: 13R [QC1503]



Overall Results for sample 2 : Sample 13: 13R

RNA Area:	106.0	RNA Integrity Number (RIN):	5.4 (B.02.10)
RNA Concentration:	340 µg/µl	Result Flagging Color:	
rRNA Ratio [25s / 18s]:	0.0	Result Flagging Label:	RIN: 5.40

Fragment table for sample 2 : Sample 13: 13R

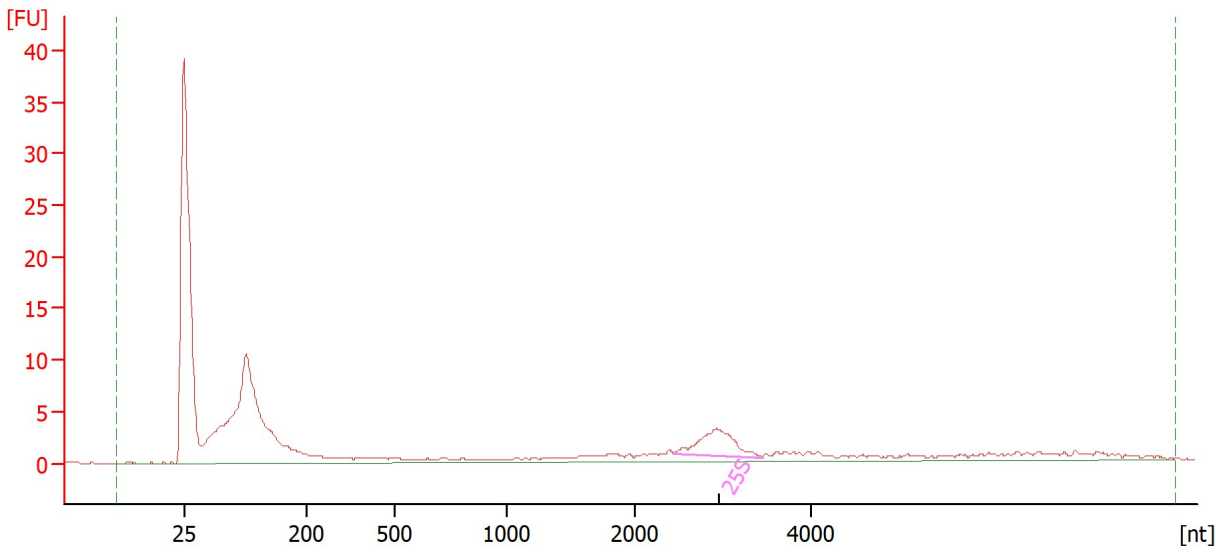
Name	Start Size [nt]	End Size [nt]	Area	% of total Area
25S	2,344	3,395	20.9	19.7

Assay Class: Plant RNA Pico
Data Path: C:\...p\2023-06-08\Bioanalyzer1_Plant RNA Pico_2023-06-08_001.xad

Created: 6/8/2023 3:34:59 PM
Modified: 6/8/2023 3:57:56 PM

Electropherogram Summary Continued ...

Sample 14: 14A [QC1503]



Overall Results for sample 3 : Sample 14: 14A

RNA Area:	118.1	RNA Integrity Number (RIN):	3.4 (B.02.10)
RNA Concentration:	379 pg/μl	Result Flagging Color:	
rRNA Ratio [25s / 18s]:	0.0	Result Flagging Label:	RIN: 3.40

Fragment table for sample 3 : Sample 14: 14A

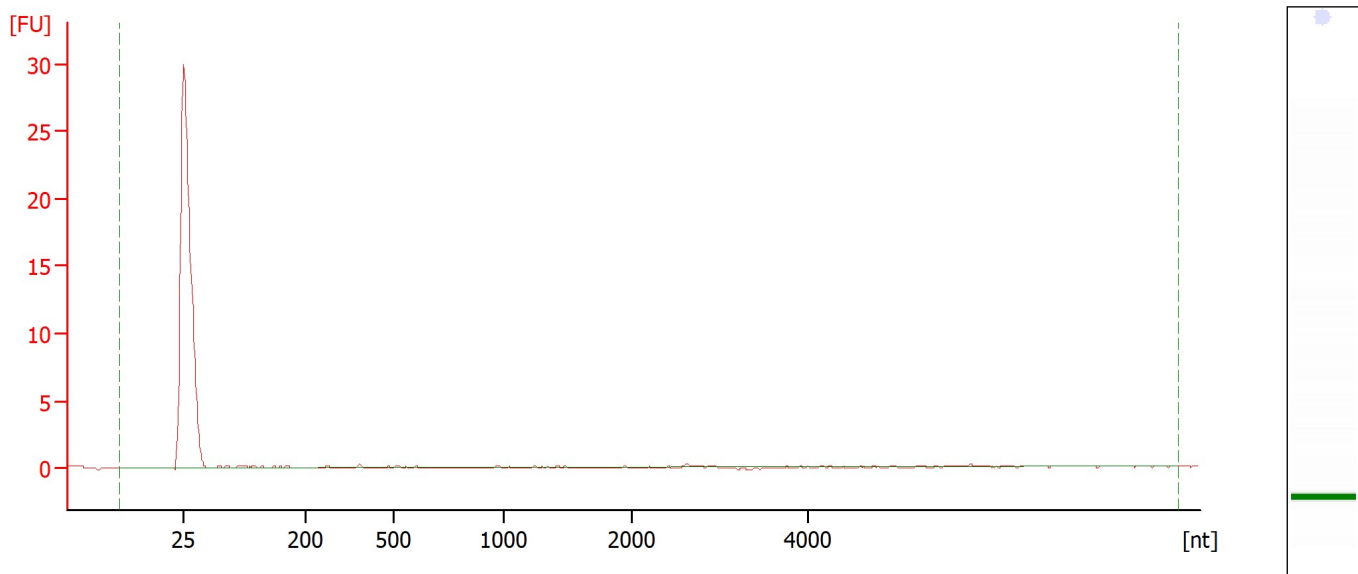
Name	Start Size [nt]	End Size [nt]	Area	% of total Area
25S	2,452	3,443	10.0	8.5

Assay Class: Plant RNA Pico
Data Path: C:\...p\2023-06-08\Bioanalyzer1_Plant RNA Pico_2023-06-08_001.xad

Created: 6/8/2023 3:34:59 PM
Modified: 6/8/2023 3:57:56 PM

Electropherogram Summary Continued ...

Sample 15: 15A [QC1503]



Overall Results for sample 4 : Sample 15: 15A

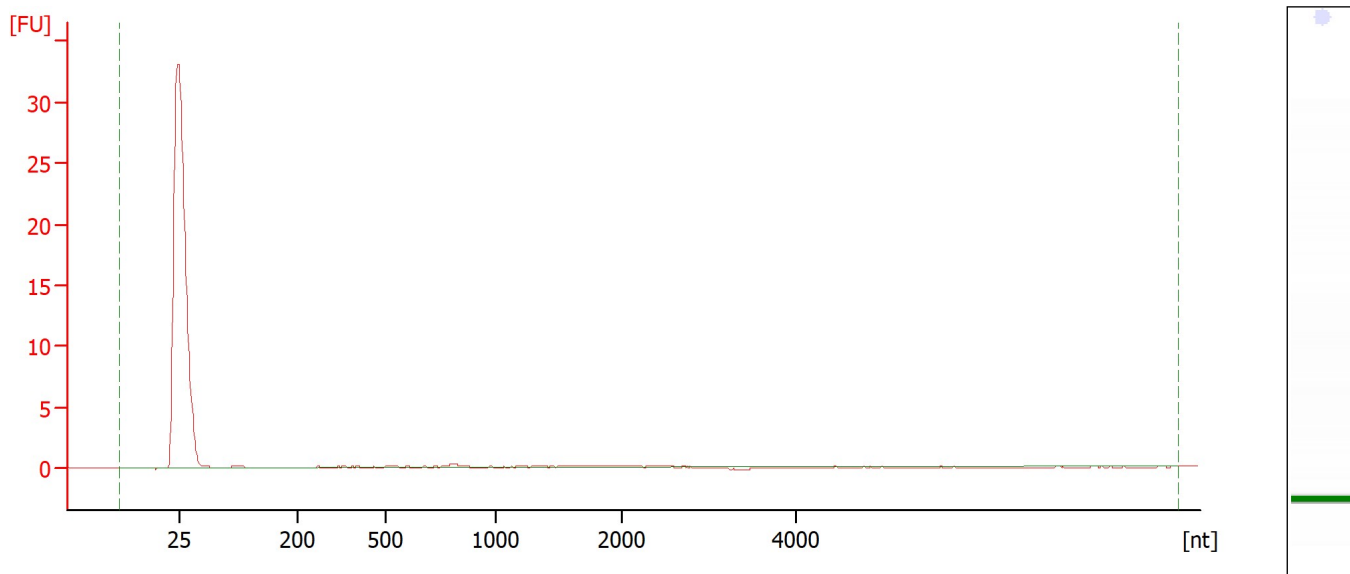
RNA Area:	4.1	RNA Integrity Number (RIN):	1.1 (B.02.10)
RNA Concentration:	13 pg/μl	Result Flagging Color:	
rRNA Ratio [25s / 18s]:	0.0	Result Flagging Label:	RIN: 1.10

Assay Class: Plant RNA Pico
Data Path: C:\...p\2023-06-08\Bioanalyzer1_Plant RNA Pico_2023-06-08_001.xad

Created: 6/8/2023 3:34:59 PM
Modified: 6/8/2023 3:57:56 PM

Electropherogram Summary Continued ...

Sample 16: 16R [QC1503]



Overall Results for sample 5 : Sample 16: 16R

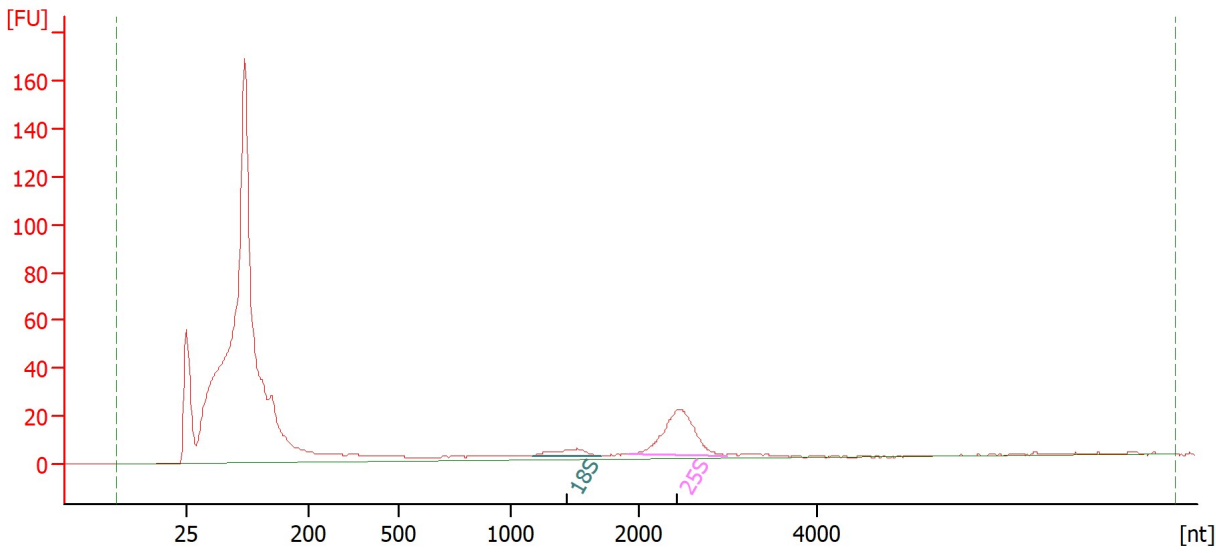
RNA Area:	3.4	RNA Integrity Number (RIN):	1.1 (B.02.10)
RNA Concentration:	11 pg/ μ l	Result Flagging Color:	
rRNA Ratio [25s / 18s]:	0.0	Result Flagging Label:	RIN: 1.10

Assay Class: Plant RNA Pico
 Data Path: C:\...p\2023-06-08\Bioanalyzer1_Plant RNA Pico_2023-06-08_001.xad

Created: 6/8/2023 3:34:59 PM
 Modified: 6/8/2023 3:57:56 PM

Electropherogram Summary Continued ...

Sample 17: 17A [QC1503]



Overall Results for sample 6 : Sample 17: 17A

RNA Area:	990.7	RNA Integrity Number (RIN):	N/A (B.02.10)
RNA Concentration:	3,176 pg/μl	Result Flagging Color:	
rRNA Ratio [25s / 18s]:	6.0	Result Flagging Label:	RIN N/A

Fragment table for sample 6 : Sample 17: 17A

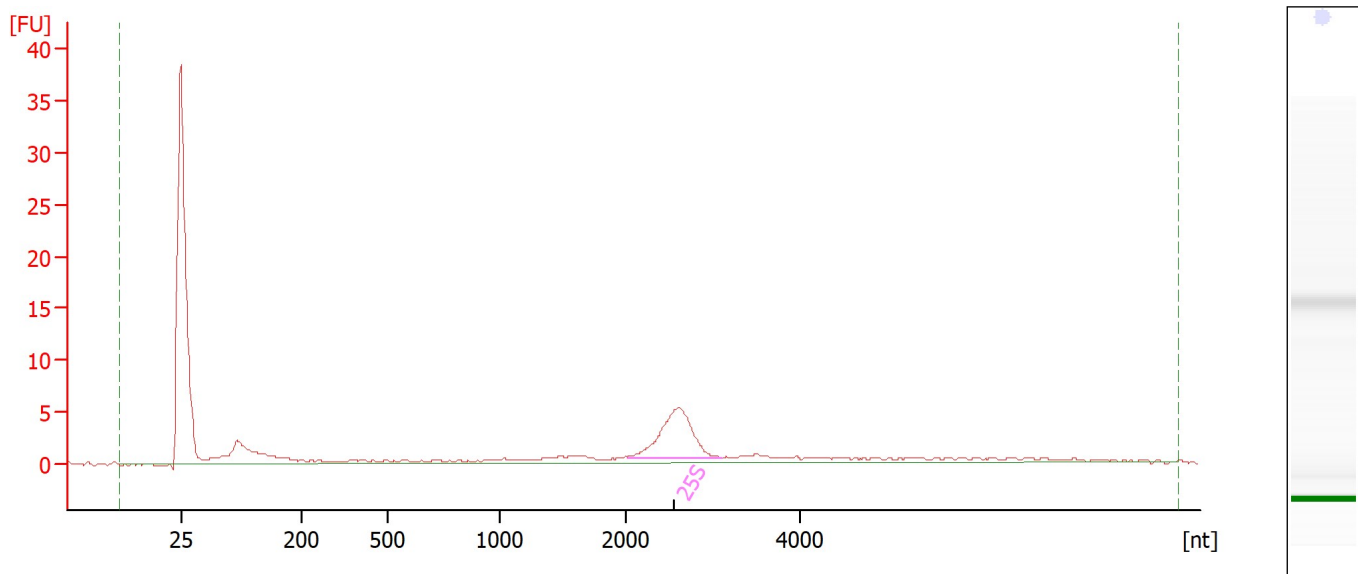
Name	Start Size [nt]	End Size [nt]	Area	% of total Area
18S	1,174	1,697	11.4	1.1
25S	1,922	2,981	68.3	6.9

Assay Class: Plant RNA Pico
 Data Path: C:\...p\2023-06-08\Bioanalyzer1_Plant RNA Pico_2023-06-08_001.xad

Created: 6/8/2023 3:34:59 PM
 Modified: 6/8/2023 3:57:56 PM

Electropherogram Summary Continued ...

Sample 18: 18A [QC1503]



Overall Results for sample 7 : Sample 18: 18A

RNA Area:	64.8	RNA Integrity Number (RIN):	6.2 (B.02.10)
RNA Concentration:	208 µg/µl	Result Flagging Color:	
rRNA Ratio [25s / 18s]:	0.0	Result Flagging Label:	RIN: 6.20

Fragment table for sample 7 : Sample 18: 18A

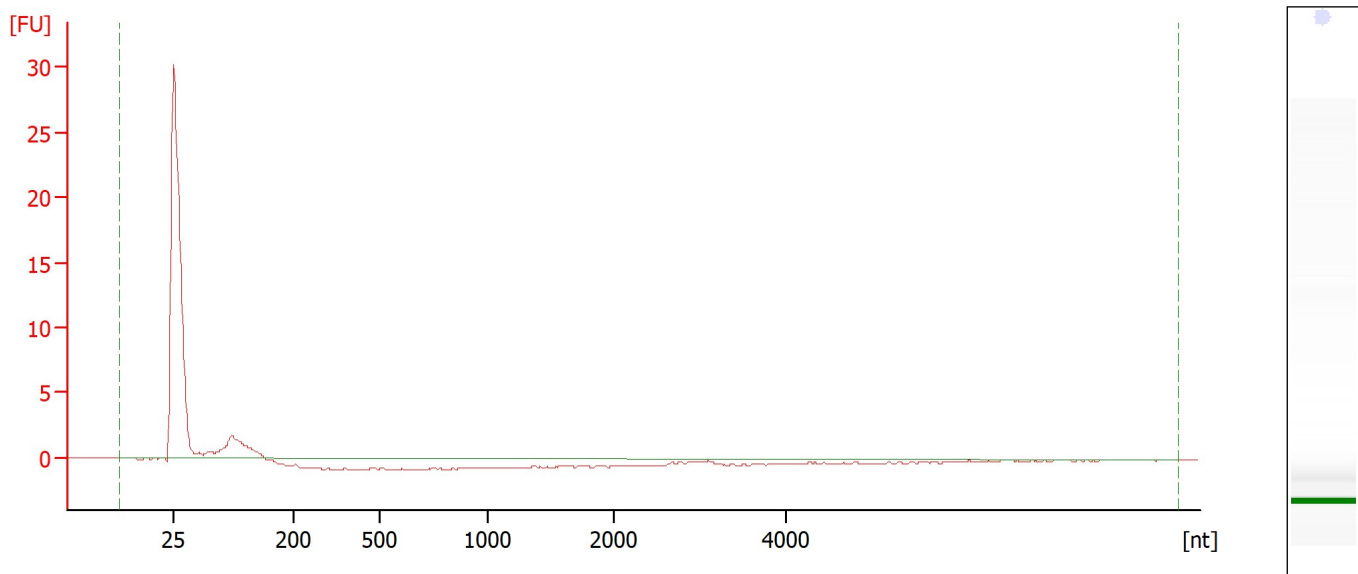
Name	Start Size [nt]	End Size [nt]	Area	% of total Area
25S	2,025	3,114	17.8	27.5

Assay Class: Plant RNA Pico
Data Path: C:\...p\2023-06-08\Bioanalyzer1_Plant RNA Pico_2023-06-08_001.xad

Created: 6/8/2023 3:34:59 PM
Modified: 6/8/2023 3:57:56 PM

Electropherogram Summary Continued ...

Sample 19: 19A [QC1503]



Overall Results for sample 8 : Sample 19: 19A

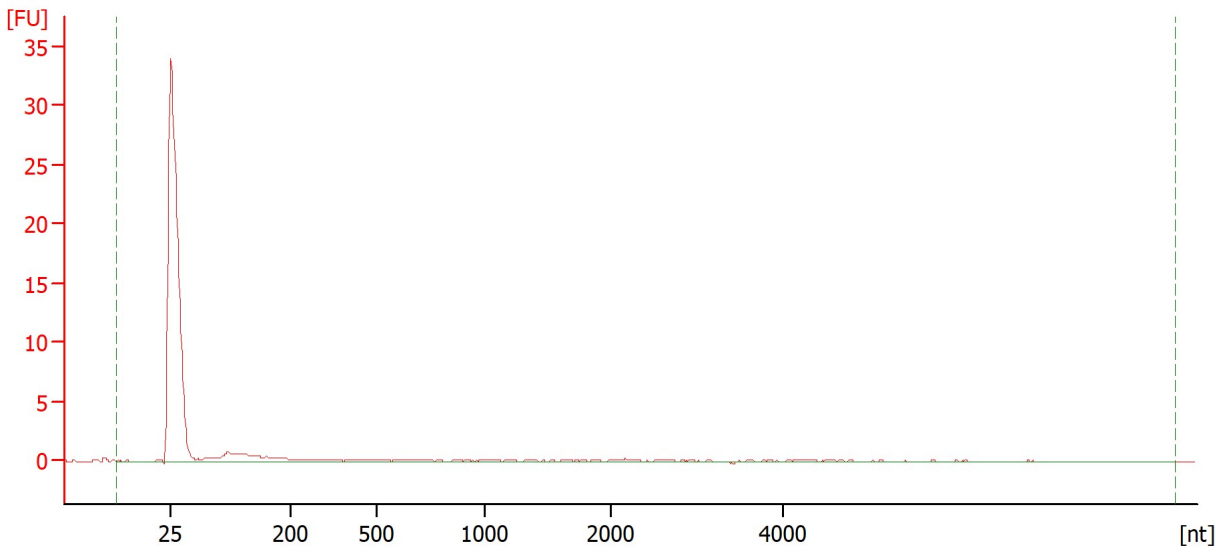
RNA Area:	9.7	RNA Integrity Number (RIN):	1.1 (B.02.10)
RNA Concentration:	31 pg/μl	Result Flagging Color:	
rRNA Ratio [25s / 18s]:	0.0	Result Flagging Label:	RIN: 1.10

Assay Class: Plant RNA Pico
Data Path: C:\...p\2023-06-08\Bioanalyzer1_Plant RNA Pico_2023-06-08_001.xad

Created: 6/8/2023 3:34:59 PM
Modified: 6/8/2023 3:57:56 PM

Electropherogram Summary Continued ...

Sample 20: 20A [QC1503]



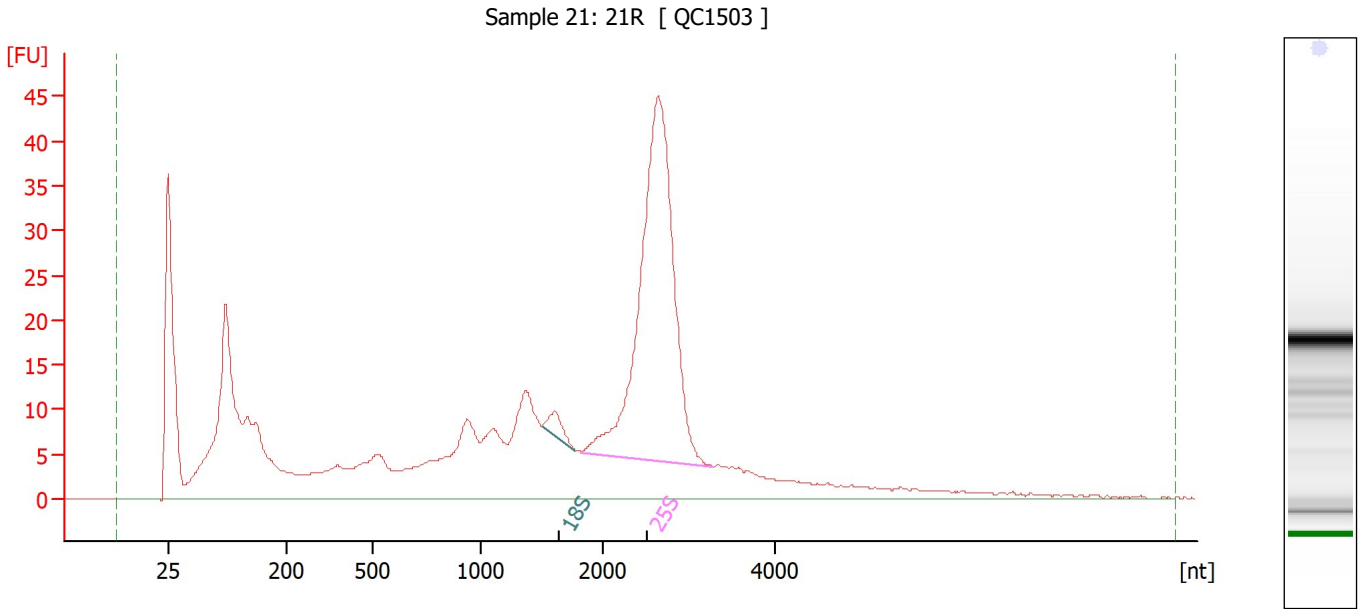
Overall Results for sample 9 : Sample 20: 20A

RNA Area:	10.1	RNA Integrity Number (RIN):	1 (B.02.10)
RNA Concentration:	33 pg/μl	Result Flagging Color:	
rRNA Ratio [25s / 18s]:	0.0	Result Flagging Label:	RIN:1

Assay Class: Plant RNA Pico
 Data Path: C:\...p\2023-06-08\Bioanalyzer1_Plant RNA Pico_2023-06-08_001.xad

Created: 6/8/2023 3:34:59 PM
 Modified: 6/8/2023 3:57:56 PM

Electropherogram Summary Continued ...



Overall Results for sample 10 : Sample 21: 21R

RNA Area:	621.0	RNA Integrity Number (RIN):	7 (B.02.10)
RNA Concentration:	1,991 pg/μl	Result Flagging Color:	
rRNA Ratio [25s / 18s]:	33.0	Result Flagging Label:	RIN:7

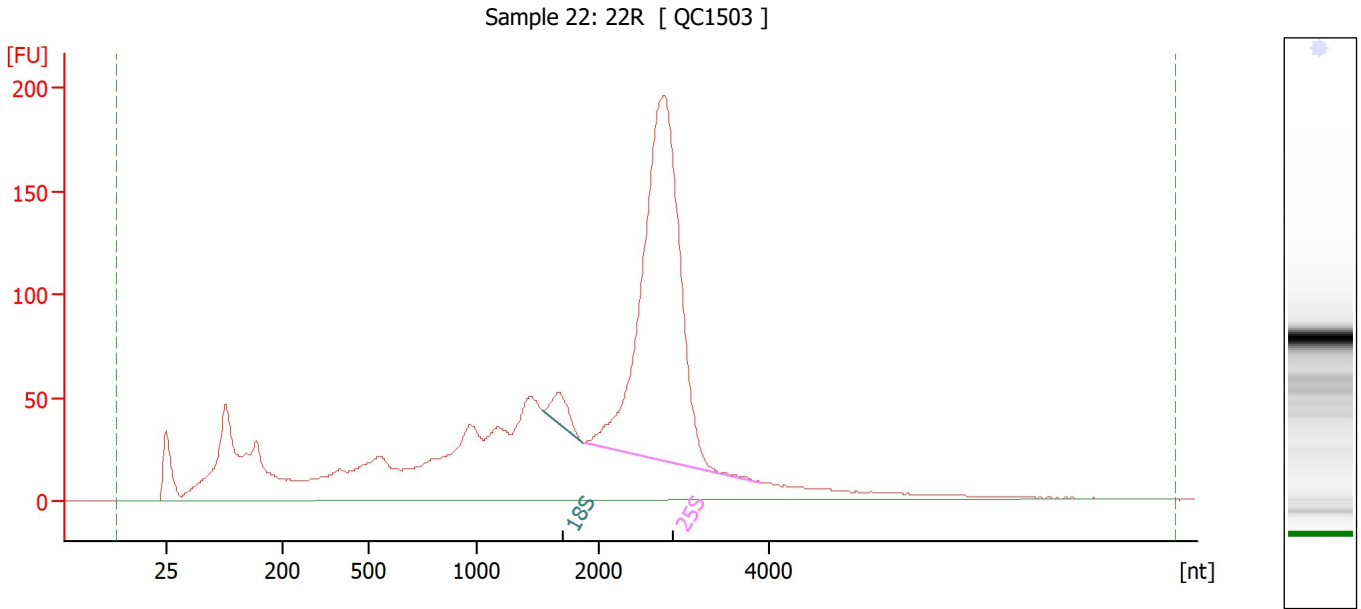
Fragment table for sample 10 : Sample 21: 21R

Name	Start Size [nt]	End Size [nt]	Area	% of total Area
18S	1,503	1,770	5.0	0.8
25S	1,822	3,279	164.2	26.4

Assay Class: Plant RNA Pico
Data Path: C:\...p\2023-06-08\Bioanalyzer1_Plant RNA Pico_2023-06-08_001.xad

Created: 6/8/2023 3:34:59 PM
Modified: 6/8/2023 3:57:56 PM

Electropherogram Summary Continued ...



Overall Results for sample 11 : Sample 22: 22R

RNA Area: 2,556.0 RNA Integrity Number (RIN): 7.1 (B.02.10)
RNA Concentration: 8,195 pg/μl Result Flagging Color:
rRNA Ratio [25s / 18s]: 23.9 Result Flagging Label: RIN: 7.10

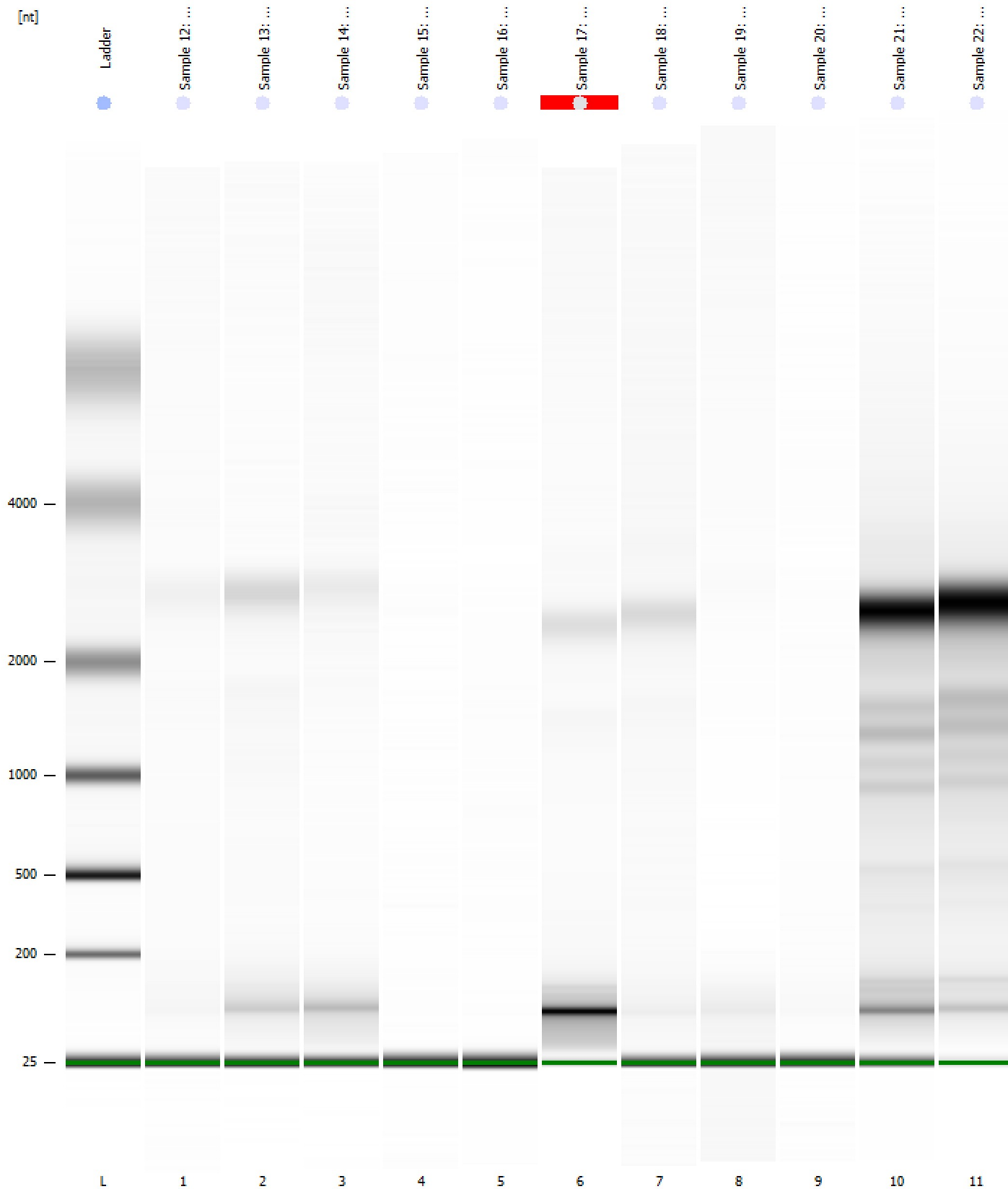
Fragment table for sample 11 : Sample 22: 22R

Name	Start Size [nt]	End Size [nt]	Area	% of total Area
18S	1,543	1,863	33.9	1.3
25S	1,881	3,899	811.1	31.7

Assay Class: Plant RNA Pico
Data Path: C:\...p\2023-06-08\Bioanalyzer1_Plant RNA Pico_2023-06-08_001.xad

Created: 6/8/2023 3:34:59 PM
Modified: 6/8/2023 3:57:56 PM

Gel Image

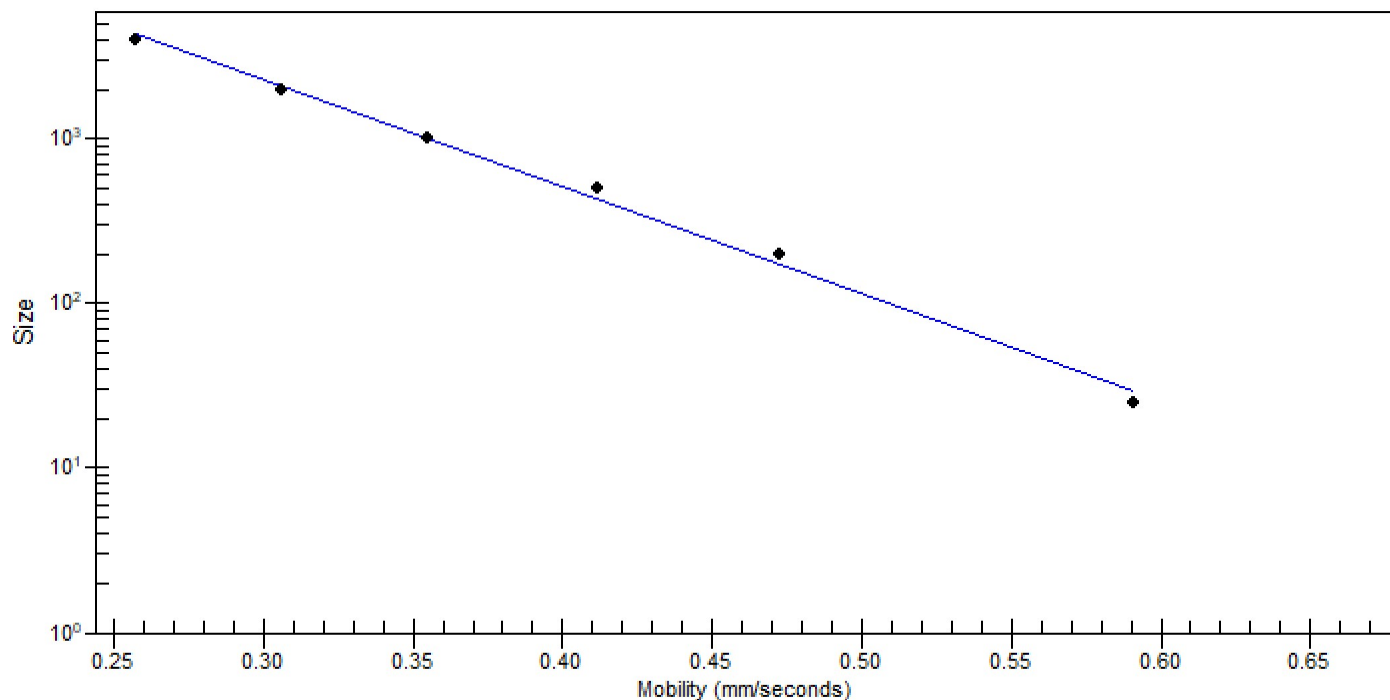


Assay Class: Plant RNA Pico
Data Path: C:\...p\2023-06-08\Bioanalyzer1_Plant RNA Pico_2023-06-08_001.xad

Created: 6/8/2023 3:34:59 PM
Modified: 6/8/2023 3:57:56 PM

Curves

Standard Curve



Assay Class: Plant RNA Pico
 Data Path: C:\...p\2023-06-08\Bioanalyzer1_Plant RNA Pico_2023-06-08_001.xad
 Created: 6/8/2023 3:34:59 PM
 Modified: 6/8/2023 3:57:56 PM

Run Logbook

Description	Number	Source	Category	Sub Category	Time	Time Zone	User	Host
Run ended on port 1 (Number of wells acquired: 12)		Instrument	Run		6/8/2023 3:57:53 PM	(GMT --07:00) Pacific Standard Time	sbsuser	DESKTOP-4UNV VOB
Run started on port 1 (File: C:\Users\sbsuser\Desktop\2023-06-08\Bioanalyzer1_Plant RNA Pico_2023-06-08_001.xad)		Instrument	Run		6/8/2023 3:35:05 PM	(GMT --07:00) Pacific Standard Time	sbsuser	DESKTOP-4UNV VOB
Product Number : G2938C		Instrument	Run		6/8/2023 3:35:05 PM	(GMT --07:00) Pacific Standard Time	sbsuser	DESKTOP-4UNV VOB
Name :		Instrument	Run		6/8/2023 3:35:05 PM	(GMT --07:00) Pacific Standard Time	sbsuser	DESKTOP-4UNV VOB
Vendor : Agilent Technologies		Instrument	Run		6/8/2023 3:35:05 PM	(GMT --07:00) Pacific Standard Time	sbsuser	DESKTOP-4UNV VOB
Serial# : DE34903152		Instrument	Run		6/8/2023 3:35:05 PM	(GMT --07:00) Pacific Standard Time	sbsuser	DESKTOP-4UNV VOB
Firmware : C.01.069		Instrument	Run		6/8/2023 3:35:05 PM	(GMT --07:00) Pacific Standard Time	sbsuser	DESKTOP-4UNV VOB
Cartridge : Electrode		Instrument	Run		6/8/2023 3:35:04 PM	(GMT --07:00) Pacific Standard Time	sbsuser	DESKTOP-4UNV VOB