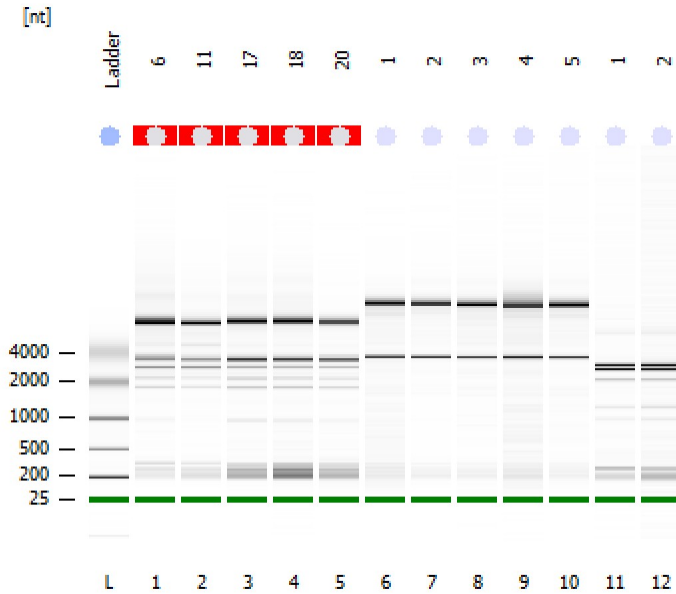


Assay Class: Eukaryote Total RNA Nano
 Data Path: Z:\...27\Bioanalyzer1_Eukaryote Total RNA Nano_2020-08-27_001.xad

Created: 8/27/2020 2:43:53 PM
 Modified: 8/27/2020 3:11:06 PM

Electrophoresis File Run Summary



Instrument Information:

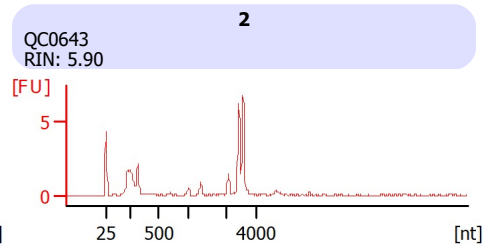
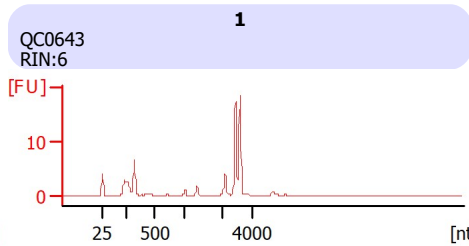
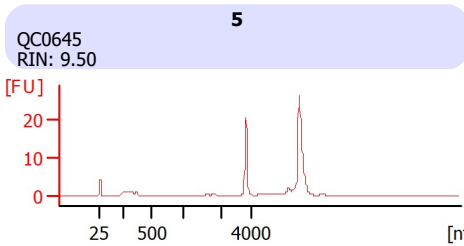
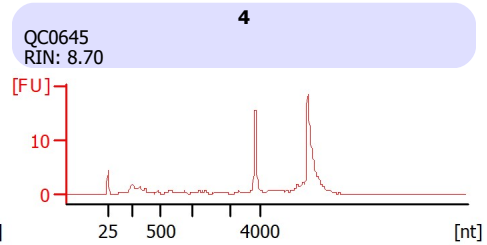
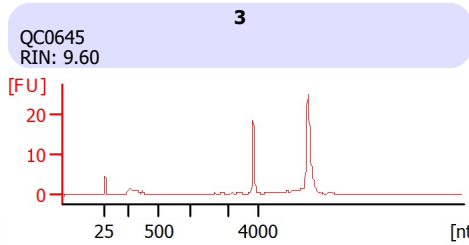
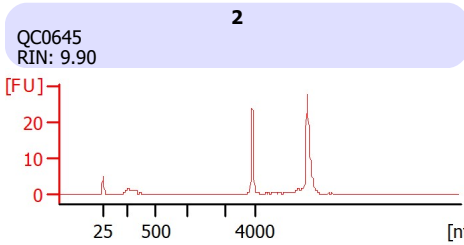
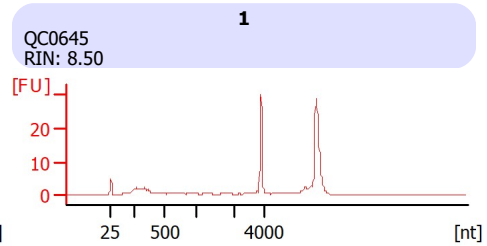
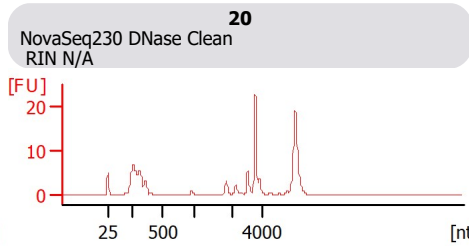
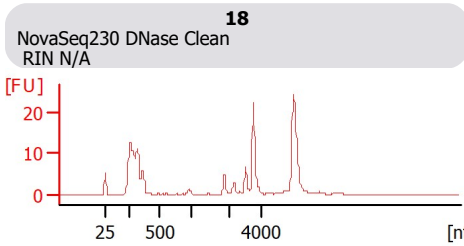
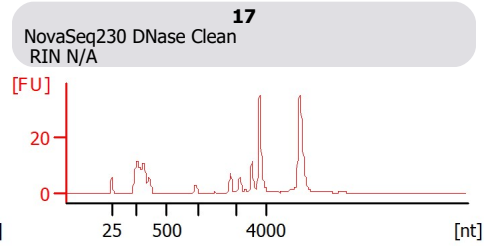
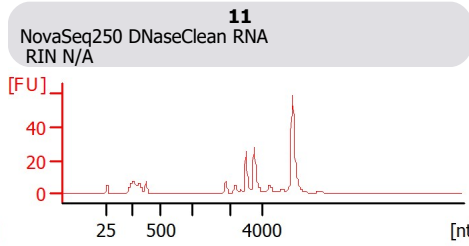
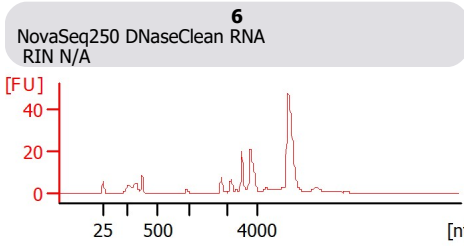
Instrument Name: DE34903152 Firmware: C.01.069
 Serial#: DE34903152 Type: G2938C

Assay Information:

Assay Origin Path: C:\Program Files (x86)\Agilent\2100 bioanalyzer\2100 expert\assays\RNA\Eukaryote Total RNA Nano Series II.xsy
 Assay Class: Eukaryote Total RNA Nano
 Version: 2.6
 Assay Comments: Total RNA Analysis ng sensitivity (Eukaryote)
 © Copyright 2003 - 2009 Agilent Technologies, Inc.

Chip Information:

Chip Lot #:
 Reagent Kit Lot #:
 Chip Comments:



Assay Class: Eukaryote Total RNA Nano
 Data Path: Z:\...27\Bioanalyzer1_Eukaryote Total RNA Nano_2020-08-27_001.xad

Created: 8/27/2020 2:43:53 PM
 Modified: 8/27/2020 3:11:06 PM

Electrophoresis File Run Summary (Chip Summary)

Sample Name	Sample Comment	Status	Result Label	Result Color
6	NovaSeq250 DNaseClean RNA	✓	RIN N/A	
11	NovaSeq250 DNaseClean RNA	✓	RIN N/A	
17	NovaSeq230 DNase Clean	✓	RIN N/A	
18	NovaSeq230 DNase Clean	✓	RIN N/A	
20	NovaSeq230 DNase Clean	✓	RIN N/A	
1	QC0645	✓	RIN: 8.50	
2	QC0645	✓	RIN: 9.90	
3	QC0645	✓	RIN: 9.60	
4	QC0645	✓	RIN: 8.70	
5	QC0645	✓	RIN: 9.50	
1	QC0643	✓	RIN:6	
2	QC0643	✓	RIN: 5.90	
Ladder		✓	All Other Samples	

Chip Lot #

Reagent Kit Lot #

Chip Comments :

Assay Class: Eukaryote Total RNA Nano
 Data Path: Z:\...27\Bioanalyzer1_Eukaryote Total RNA Nano_2020-08-27_001.xad

Created: 8/27/2020 2:43:53 PM
 Modified: 8/27/2020 3:11:06 PM

Electrophoresis Assay Details

General Analysis Settings

Number of Available Sample and Ladder Wells (Max.) : 13
 Minimum Visible Range [s] : 17
 Maximum Visible Range [s] : 70
 Start Analysis Time Range [s] : 19
 End Analysis Time Range [s] : 69
 Ladder Concentration [ng/μl] : 150
 Lower Marker Concentration [ng/μl] : 0
 Upper Marker Concentration [ng/μl] : 0
 Used Lower Marker for Quantitation
 Standard Curve Fit is Logarithmic
 Show Data Aligned to Lower Marker

Integrator Settings

Integration Start Time [s] : 19
 Integration End Time [s] : 69
 Slope Threshold : 0.6
 Height Threshold [FU] : 0.5
 Area Threshold : 0.2
 Width Threshold [s] : 0.5
 Baseline Plateau [s] : 6

Filter Settings

Filter Width [s] : 0.5
 Polynomial Order : 4

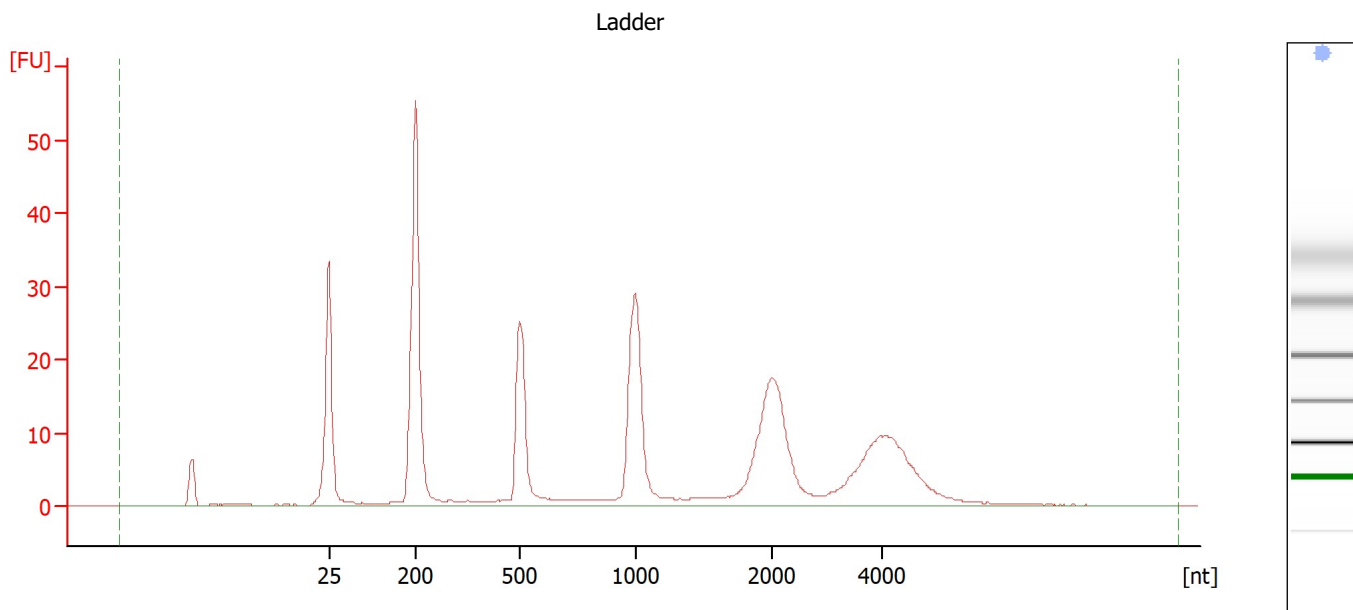
Ladder

Ladder Peak	Size
1	25
2	200
3	500
4	1000
5	2000
6	4000

Assay Class: Eukaryote Total RNA Nano
Data Path: Z:\...27\Bioanalyzer1_Eukaryote Total RNA Nano_2020-08-27_001.xad

Created: 8/27/2020 2:43:53 PM
Modified: 8/27/2020 3:11:06 PM

Electropherogram Summary



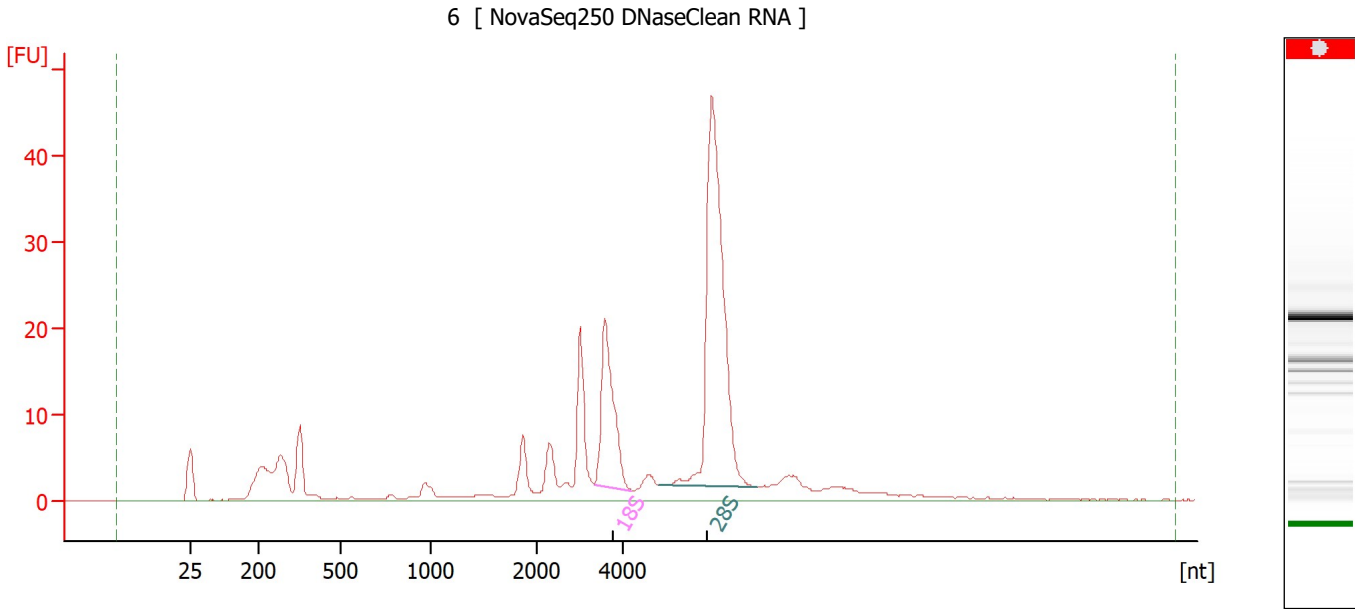
Overall Results for Ladder

RNA Area:	302.6	Result Flagging Color:	
RNA Concentration:	150 ng/ μ l	Result Flagging Label:	All Other Samples

Assay Class: Eukaryote Total RNA Nano
 Data Path: Z:\...27\Bioanalyzer1_Eukaryote Total RNA Nano_2020-08-27_001.xad

Created: 8/27/2020 2:43:53 PM
 Modified: 8/27/2020 3:11:06 PM

Electropherogram Summary Continued ...



Overall Results for sample 1 : 6

RNA Area:	255.4	RNA Integrity Number (RIN):	N/A (B.02.10)
RNA Concentration:	127 ng/μl	Result Flagging Color:	
rRNA Ratio [28s / 18s]:	2.8	Result Flagging Label:	RIN N/A

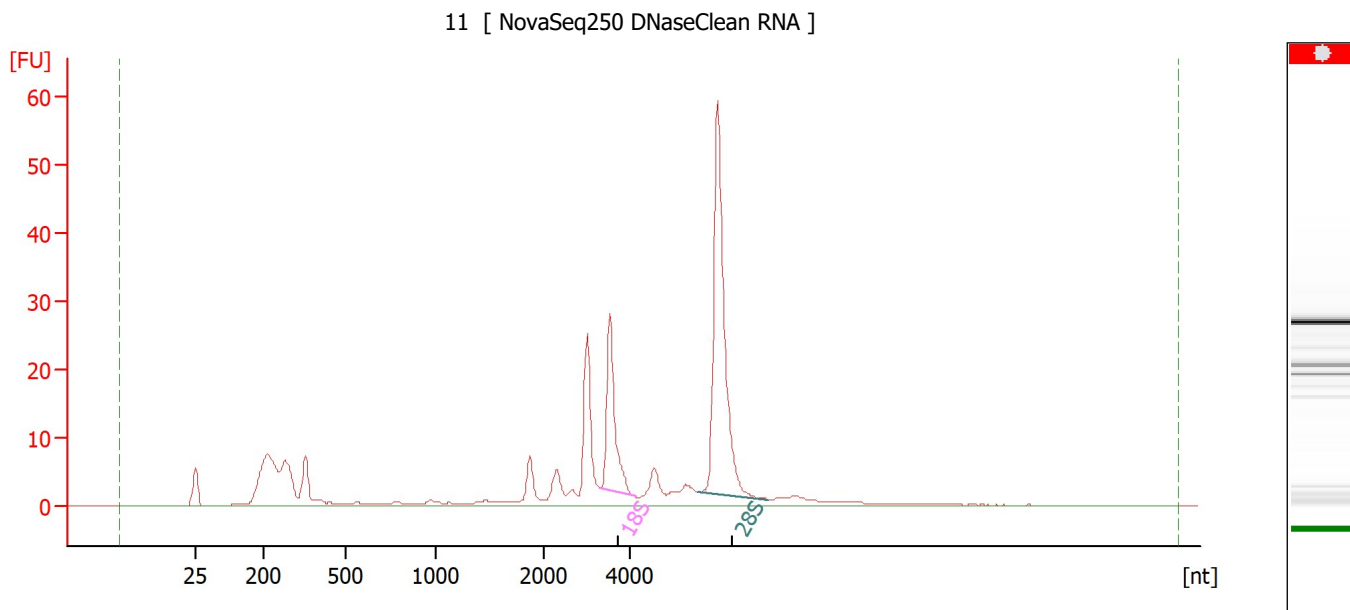
Fragment table for sample 1 : 6

Name	Start Size [nt]	End Size [nt]	Area	% of total Area
18S	3,331	4,174	29.8	11.7
28S	4,844	7,075	82.9	32.4

Assay Class: Eukaryote Total RNA Nano
 Data Path: Z:\...27\Bioanalyzer1_Eukaryote Total RNA Nano_2020-08-27_001.xad

Created: 8/27/2020 2:43:53 PM
 Modified: 8/27/2020 3:11:06 PM

Electropherogram Summary Continued ...



Overall Results for sample 2 : 11

RNA Area:	244.3	RNA Integrity Number (RIN):	N/A (B.02.10)
RNA Concentration:	121 ng/μl	Result Flagging Color:	
rRNA Ratio [28s / 18s]:	2.5	Result Flagging Label:	RIN N/A

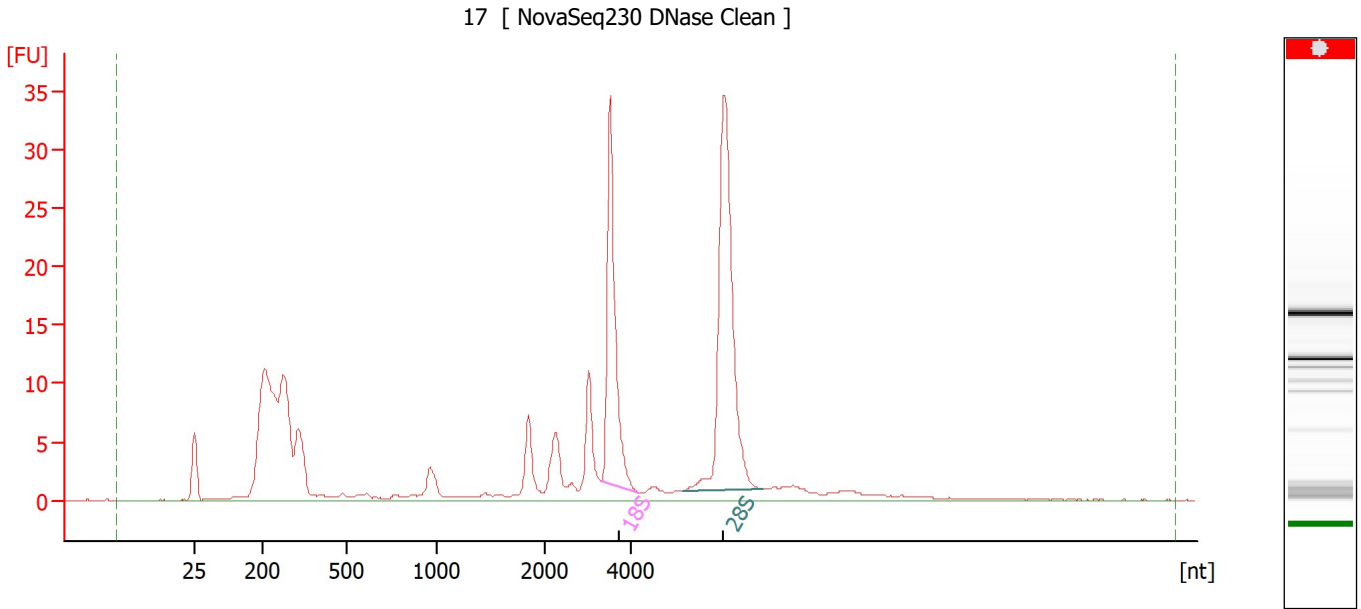
Fragment table for sample 2 : 11

Name	Start Size [nt]	End Size [nt]	Area	% of total Area
18S	3,315	4,105	27.3	11.2
28S	5,561	7,166	68.7	28.1

Assay Class: Eukaryote Total RNA Nano
 Data Path: Z:\...27\Bioanalyzer1_Eukaryote Total RNA Nano_2020-08-27_001.xad

Created: 8/27/2020 2:43:53 PM
 Modified: 8/27/2020 3:11:06 PM

Electropherogram Summary Continued ...



Overall Results for sample 3 : 17

RNA Area:	226.3	RNA Integrity Number (RIN):	N/A (B.02.10)
RNA Concentration:	112 ng/μl	Result Flagging Color:	
rRNA Ratio [28s / 18s]:	1.6	Result Flagging Label:	RIN N/A

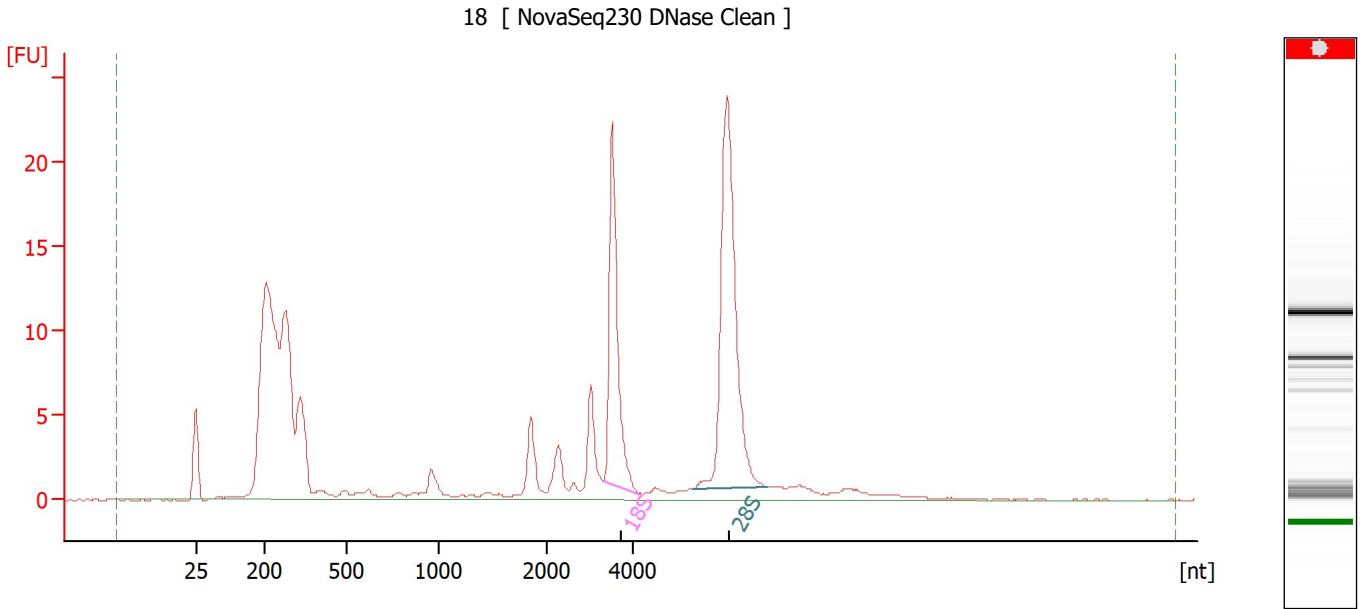
Fragment table for sample 3 : 17

Name	Start Size [nt]	End Size [nt]	Area	% of total Area
18S	3,300	4,160	32.3	14.3
28S	5,192	7,010	51.4	22.7

Assay Class: Eukaryote Total RNA Nano
 Data Path: Z:\...27\Bioanalyzer1_Eukaryote Total RNA Nano_2020-08-27_001.xad

Created: 8/27/2020 2:43:53 PM
 Modified: 8/27/2020 3:11:06 PM

Electropherogram Summary Continued ...



Overall Results for sample 4 : 18

RNA Area:	182.1	RNA Integrity Number (RIN):	N/A (B.02.10)
RNA Concentration:	90 ng/μl	Result Flagging Color:	
rRNA Ratio [28s / 18s]:	1.8	Result Flagging Label:	RIN N/A

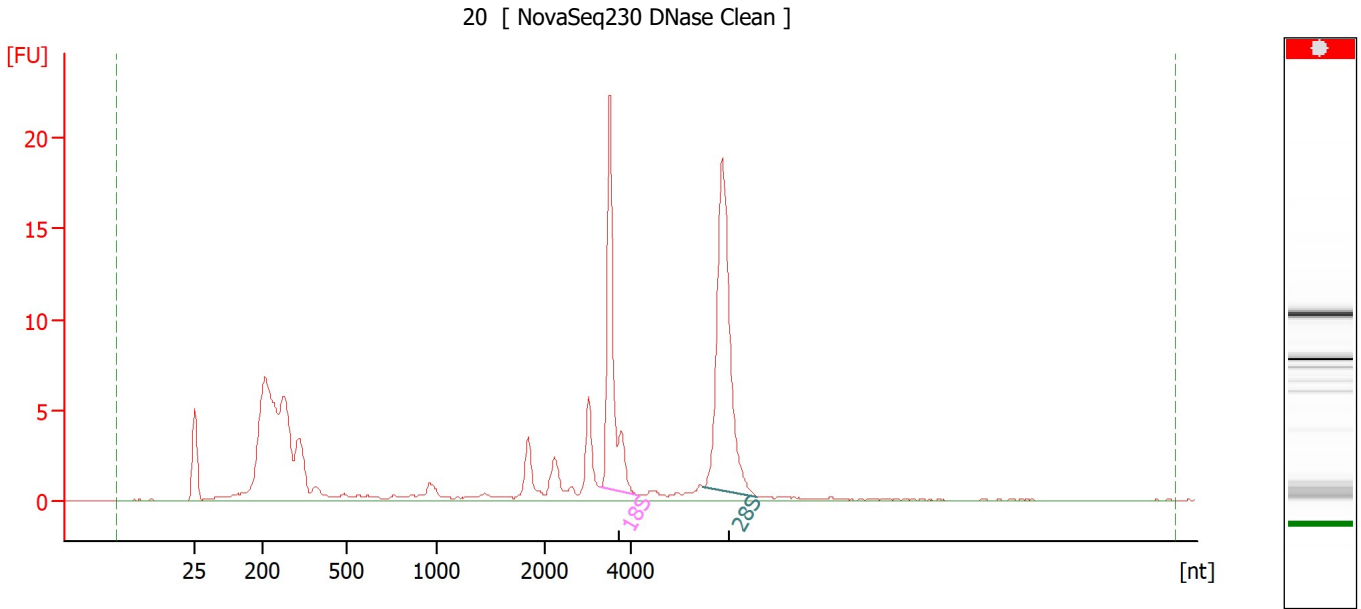
Fragment table for sample 4 : 18

Name	Start Size [nt]	End Size [nt]	Area	% of total Area
18S	3,304	4,187	21.0	11.5
28S	5,364	7,056	37.4	20.6

Assay Class: Eukaryote Total RNA Nano
 Data Path: Z:\...27\Bioanalyzer1_Eukaryote Total RNA Nano_2020-08-27_001.xad

Created: 8/27/2020 2:43:53 PM
 Modified: 8/27/2020 3:11:06 PM

Electropherogram Summary Continued ...



Overall Results for sample 5 : 20

RNA Area:	118.7	RNA Integrity Number (RIN):	N/A (B.02.10)
RNA Concentration:	59 ng/μl	Result Flagging Color:	
rRNA Ratio [28s / 18s]:	1.4	Result Flagging Label:	RIN N/A

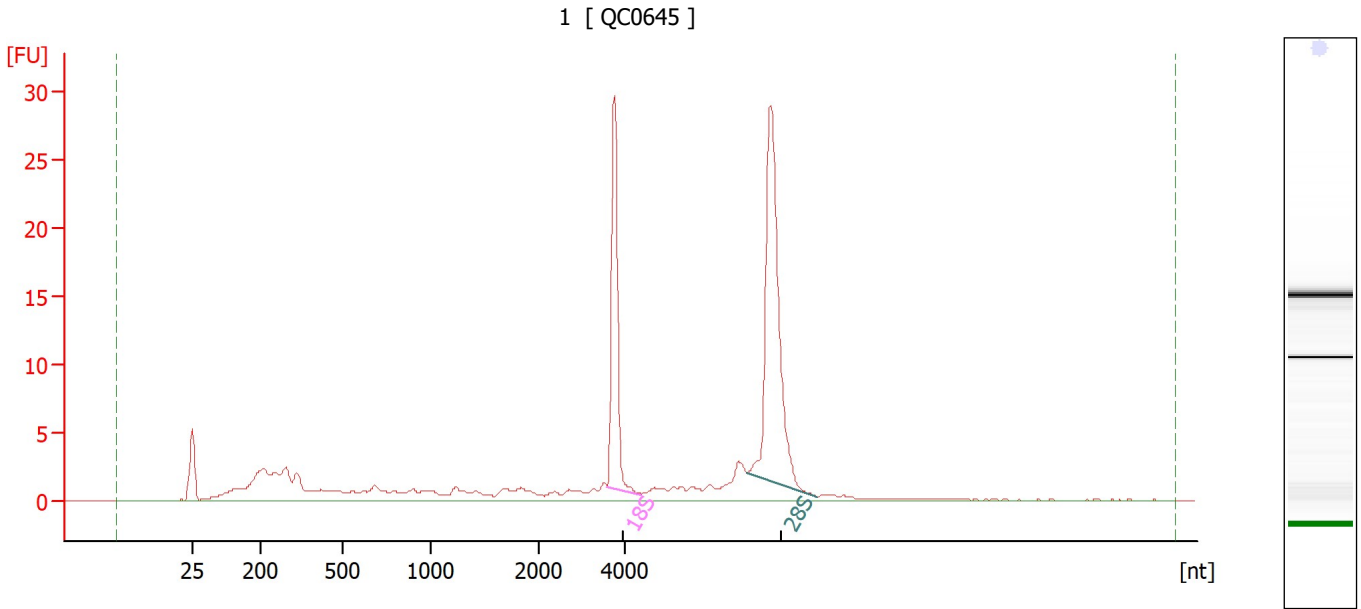
Fragment table for sample 5 : 20

Name	Start Size [nt]	End Size [nt]	Area	% of total Area
18S	3,300	4,111	18.6	15.7
28S	5,659	6,888	26.5	22.3

Assay Class: Eukaryote Total RNA Nano
 Data Path: Z:\...27\Bioanalyzer1_Eukaryote Total RNA Nano_2020-08-27_001.xad

Created: 8/27/2020 2:43:53 PM
 Modified: 8/27/2020 3:11:06 PM

Electropherogram Summary Continued ...



Overall Results for sample 6 : 1

RNA Area:	131.9	RNA Integrity Number (RIN):	8.5 (B.02.10)
RNA Concentration:	65 ng/μl	Result Flagging Color:	
rRNA Ratio [28s / 18s]:	1.9	Result Flagging Label:	RIN: 8.50

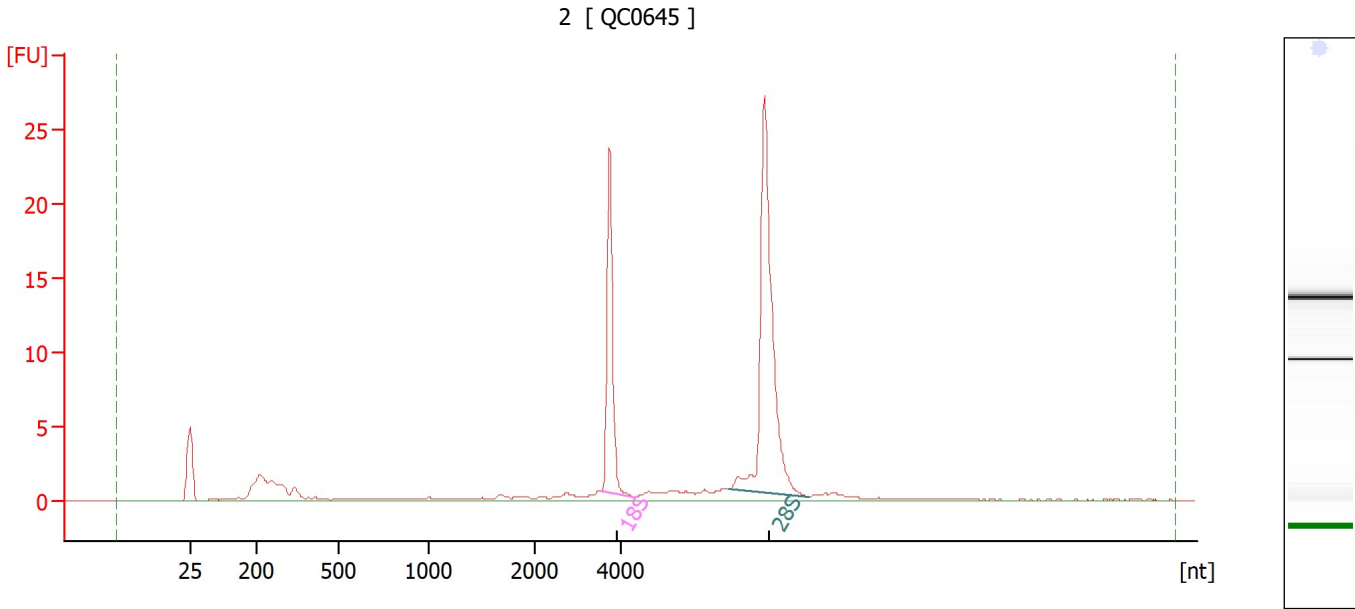
Fragment table for sample 6 : 1

Name	Start Size [nt]	End Size [nt]	Area	% of total Area
18S	3,583	4,375	20.2	15.3
28S	6,823	8,431	37.6	28.5

Assay Class: Eukaryote Total RNA Nano
 Data Path: Z:\...27\Bioanalyzer1_Eukaryote Total RNA Nano_2020-08-27_001.xad

Created: 8/27/2020 2:43:53 PM
 Modified: 8/27/2020 3:11:06 PM

Electropherogram Summary Continued ...



Overall Results for sample 7 : 2

RNA Area:	85.5	RNA Integrity Number (RIN):	9.9 (B.02.10)
RNA Concentration:	42 ng/µl	Result Flagging Color:	
rRNA Ratio [28s / 18s]:	2.0	Result Flagging Label:	RIN: 9.90

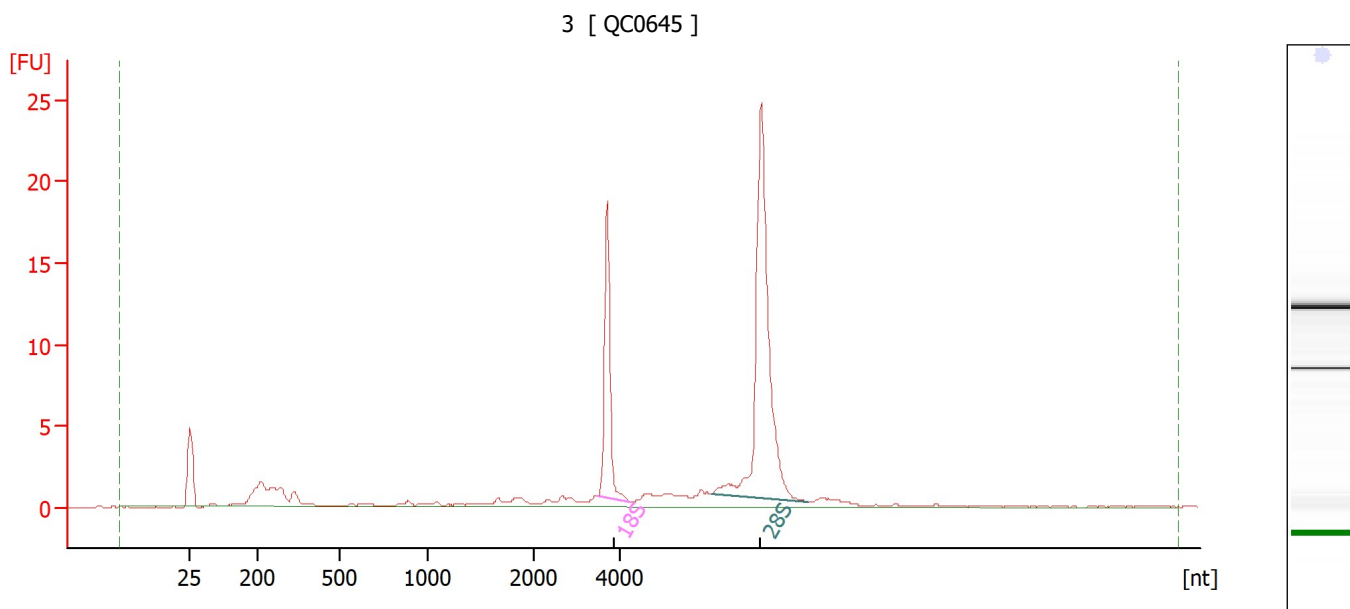
Fragment table for sample 7 : 2

Name	Start Size [nt]	End Size [nt]	Area	% of total Area
18S	3,526	4,271	17.0	19.9
28S	6,482	8,345	34.4	40.2

Assay Class: Eukaryote Total RNA Nano
 Data Path: Z:\...27\Bioanalyzer1_Eukaryote Total RNA Nano_2020-08-27_001.xad

Created: 8/27/2020 2:43:53 PM
 Modified: 8/27/2020 3:11:06 PM

Electropherogram Summary Continued ...



Overall Results for sample 8 : 3

RNA Area:	80.4	RNA Integrity Number (RIN):	9.6 (B.02.10)
RNA Concentration:	40 ng/μl	Result Flagging Color:	
rRNA Ratio [28s / 18s]:	2.4	Result Flagging Label:	RIN: 9.60

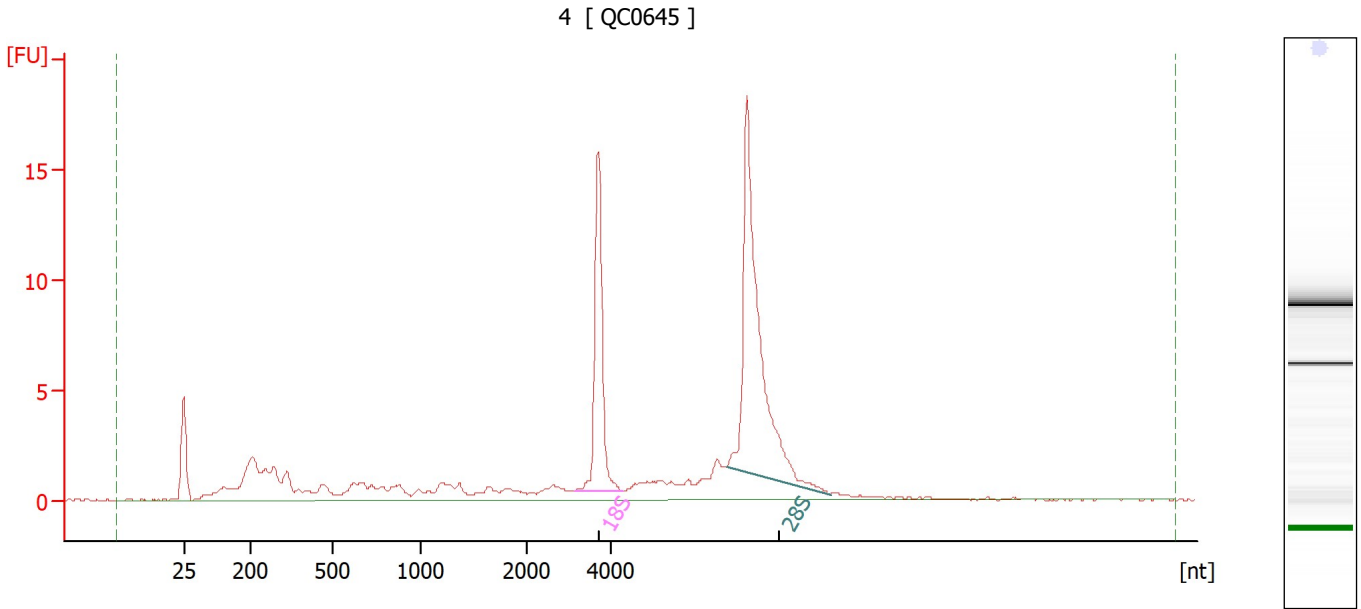
Fragment table for sample 8 : 3

Name	Start Size [nt]	End Size [nt]	Area	% of total Area
18S	3,493	4,241	13.6	16.9
28S	6,138	8,359	32.9	40.9

Assay Class: Eukaryote Total RNA Nano
 Data Path: Z:\...27\Bioanalyzer1_Eukaryote Total RNA Nano_2020-08-27_001.xad

Created: 8/27/2020 2:43:53 PM
 Modified: 8/27/2020 3:11:06 PM

Electropherogram Summary Continued ...



Overall Results for sample 9 : 4

RNA Area:	100.3	RNA Integrity Number (RIN):	8.7 (B.02.10)
RNA Concentration:	50 ng/μl	Result Flagging Color:	
rRNA Ratio [28s / 18s]:	2.0	Result Flagging Label:	RIN: 8.70

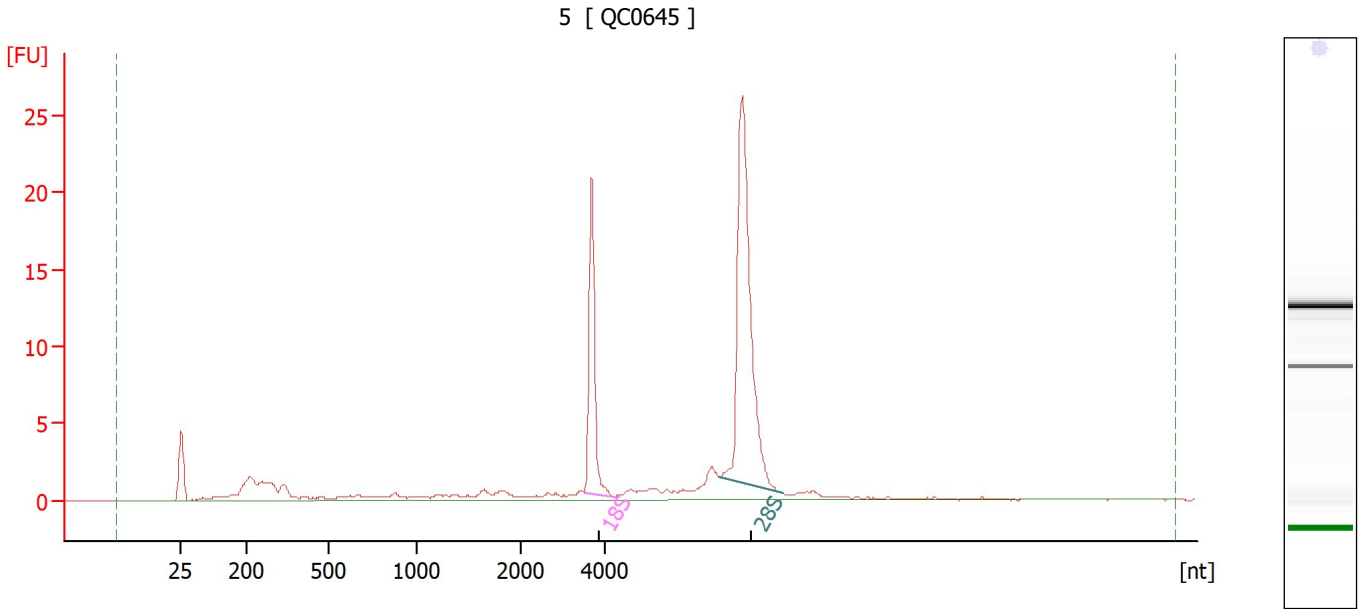
Fragment table for sample 9 : 4

Name	Start Size [nt]	End Size [nt]	Area	% of total Area
18S	3,129	4,259	14.3	14.2
28S	6,696	9,157	29.2	29.1

Assay Class: Eukaryote Total RNA Nano
 Data Path: Z:\...27\Bioanalyzer1_Eukaryote Total RNA Nano_2020-08-27_001.xad

Created: 8/27/2020 2:43:53 PM
 Modified: 8/27/2020 3:11:06 PM

Electropherogram Summary Continued ...



Overall Results for sample 10 : 5

RNA Area:	91.1	RNA Integrity Number (RIN):	9.5 (B.02.10)
RNA Concentration:	45 ng/μl	Result Flagging Color:	
rRNA Ratio [28s / 18s]:	2.2	Result Flagging Label:	RIN: 9.50

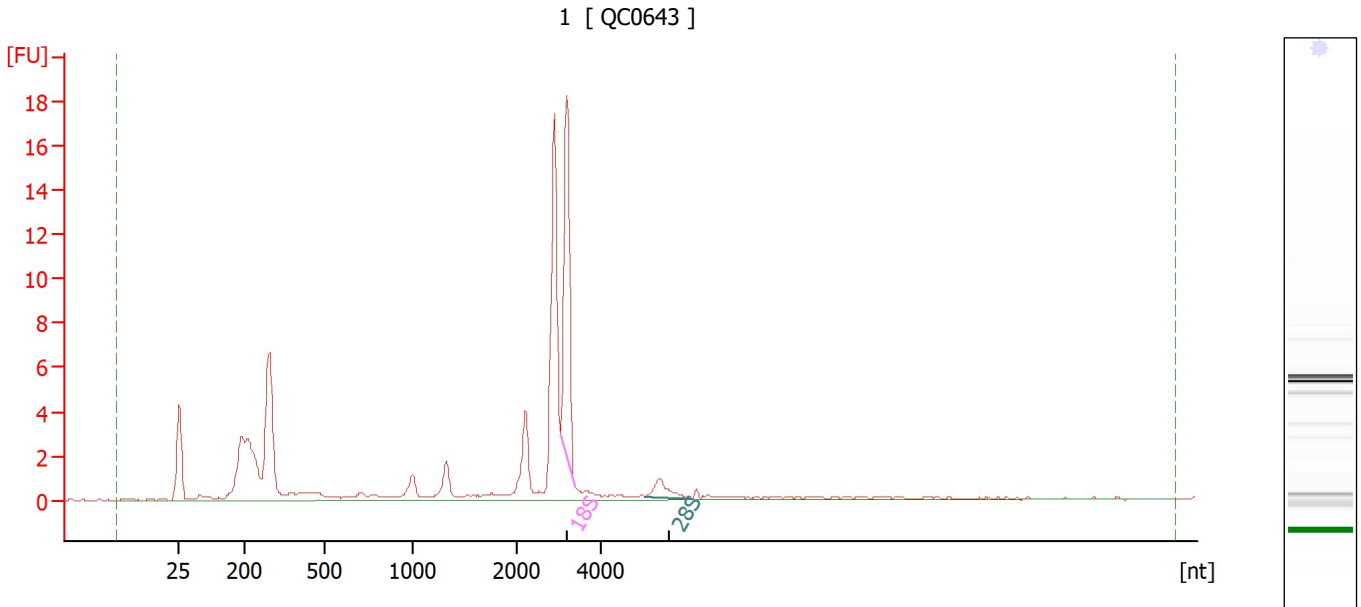
Fragment table for sample 10 : 5

Name	Start Size [nt]	End Size [nt]	Area	% of total Area
18S	3,493	4,227	15.9	17.4
28S	6,705	8,197	35.0	38.4

Assay Class: Eukaryote Total RNA Nano
 Data Path: Z:\...27\Bioanalyzer1_Eukaryote Total RNA Nano_2020-08-27_001.xad

Created: 8/27/2020 2:43:53 PM
 Modified: 8/27/2020 3:11:06 PM

Electropherogram Summary Continued ...



Overall Results for sample 11 : 1

RNA Area:	70.9	RNA Integrity Number (RIN):	6 (B.02.10, Anomaly Threshold(s) manually adapted)
RNA Concentration:	35 ng/µl	Result Flagging Color:	
rRNA Ratio [28s / 18s]:	0.1	Result Flagging Label:	RIN:6

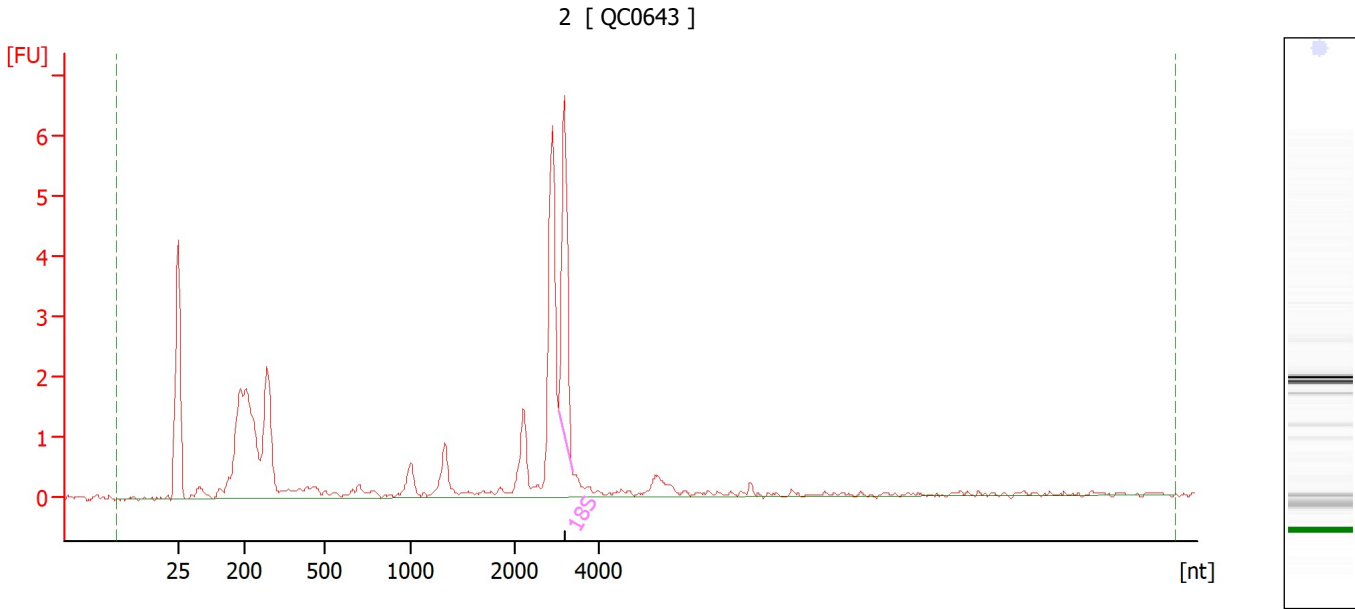
Fragment table for sample 11 : 1

Name	Start Size [nt]	End Size [nt]	Area	% of total Area
18S	3,028	3,358	11.1	15.6
28S	5,035	6,177	1.3	1.9

Assay Class: Eukaryote Total RNA Nano
 Data Path: Z:\...27\Bioanalyzer1_Eukaryote Total RNA Nano_2020-08-27_001.xad

Created: 8/27/2020 2:43:53 PM
 Modified: 8/27/2020 3:11:06 PM

Electropherogram Summary Continued ...



Overall Results for sample 12 : 2

RNA Area:	31.3	RNA Integrity Number (RIN):	5.9 (B.02.10, Anomaly Threshold(s) manually adapted)
RNA Concentration:	16 ng/μl	Result Flagging Color:	
rRNA Ratio [28s / 18s]:	0.0	Result Flagging Label:	RIN: 5.90

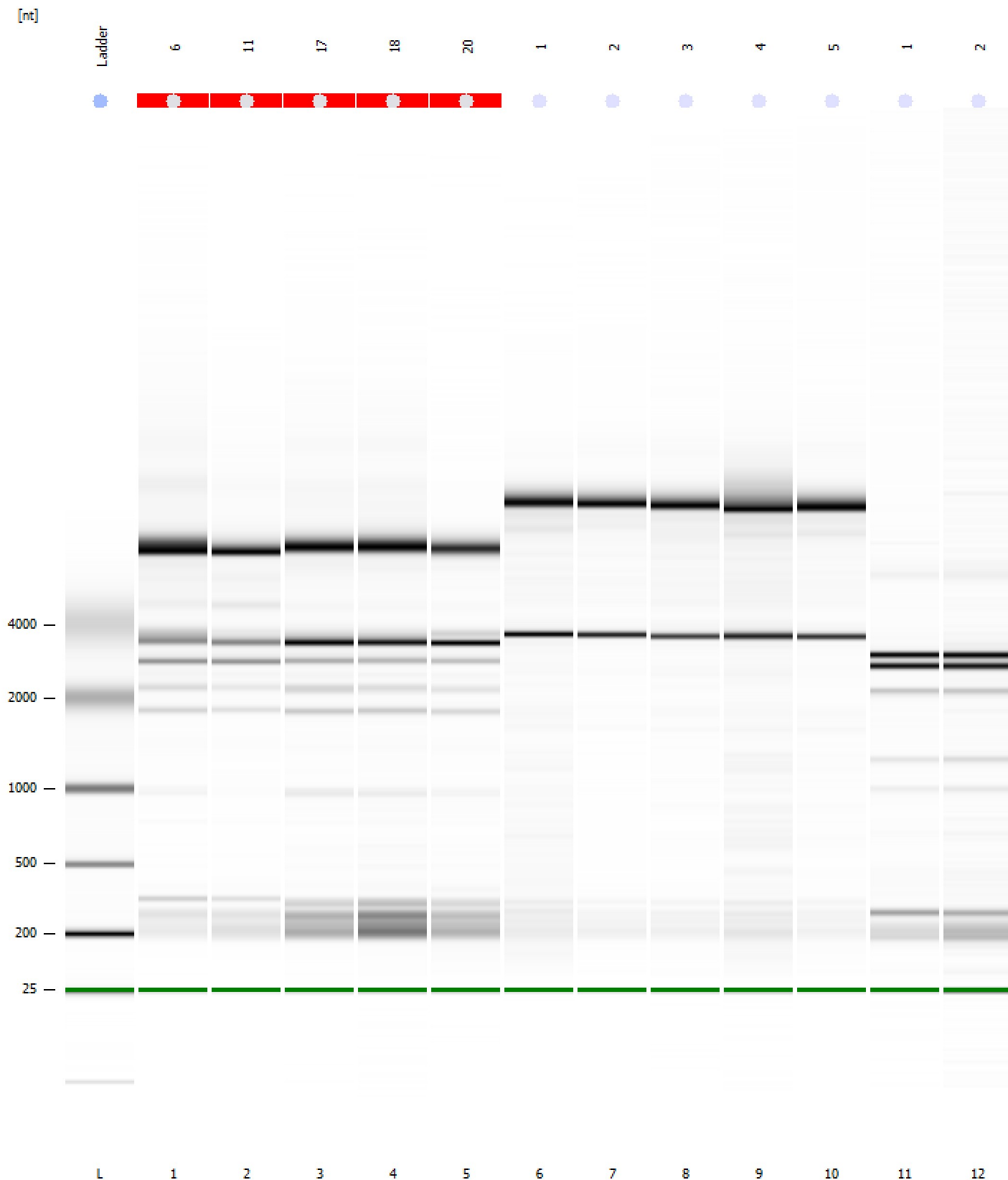
Fragment table for sample 12 : 2

Name	Start Size [nt]	End Size [nt]	Area	% of total Area
18S	3,023	3,354	4.0	12.8

Assay Class: Eukaryote Total RNA Nano
Data Path: Z:\...27\Bioanalyzer1_Eukaryote Total RNA Nano_2020-08-27_001.xad

Created: 8/27/2020 2:43:53 PM
Modified: 8/27/2020 3:11:06 PM

Gel Image



Assay Class: Eukaryote Total RNA Nano Created: 8/27/2020 2:43:53 PM
 Data Path: Z:\...27\Bioanalyzer1_Eukaryote Total RNA Nano_2020-08-27_001.xad Modified: 8/27/2020 3:11:06 PM

Run Logbook

Description	Number	Source	Category	Sub Category	Time	Time Zone	User	Host
Run ended on port 1 (Number of wells acquired: 13)		Instrument	Run		8/27/2020 3:06:55 PM	(GMT --07:00) Pacific Standard Time	sbsuser	DESKTOP-4UNV VOB
Run started on port 1 (File: Z:\XADs\2020-08-27\Bioanalyze r1_Eukaryote Total RNA Nano_2020-08-27_001.xad)		Instrument	Run		8/27/2020 2:43:58 PM	(GMT --07:00) Pacific Standard Time	sbsuser	DESKTOP-4UNV VOB
Product Number : G2938C		Instrument	Run		8/27/2020 2:43:58 PM	(GMT --07:00) Pacific Standard Time	sbsuser	DESKTOP-4UNV VOB
Name :		Instrument	Run		8/27/2020 2:43:58 PM	(GMT --07:00) Pacific Standard Time	sbsuser	DESKTOP-4UNV VOB
Vendor : Agilent Technologies		Instrument	Run		8/27/2020 2:43:58 PM	(GMT --07:00) Pacific Standard Time	sbsuser	DESKTOP-4UNV VOB
Serial# : DE34903152		Instrument	Run		8/27/2020 2:43:58 PM	(GMT --07:00) Pacific Standard Time	sbsuser	DESKTOP-4UNV VOB
Firmware : C.01.069		Instrument	Run		8/27/2020 2:43:58 PM	(GMT --07:00) Pacific Standard Time	sbsuser	DESKTOP-4UNV VOB
Cartridge : Electrode		Instrument	Run		8/27/2020 2:43:58 PM	(GMT --07:00) Pacific Standard Time	sbsuser	DESKTOP-4UNV VOB