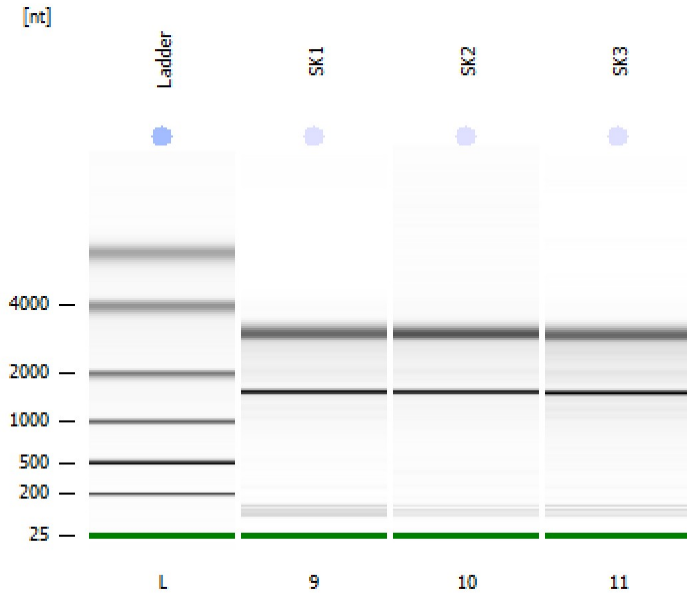


Assay Class: Eukaryote Total RNA Pico  
Data Path: Z:\XADs\2020-07-29\QC0617.xad

Created: 7/29/2020 2:42:54 PM  
Modified: 7/29/2020 3:16:34 PM

**Electrophoresis File Run Summary**



Instrument Information:

Instrument Name: DE34903152      Firmware: C.01.069  
Serial#: DE34903152      Type: G2938C

Assay Information:

Assay Origin Path: C:\Program Files (x86)\Agilent\2100 bioanalyzer\2100 expert\assays\RNA\Eukaryote Total RNA Pico Series II.xsy

Assay Class: Eukaryote Total RNA Pico

Version: 2.6

Assay Comments: Total RNA Analysis pg sensitivity (Eukaryote)

© Copyright 2003 - 2009 Agilent Technologies, Inc.

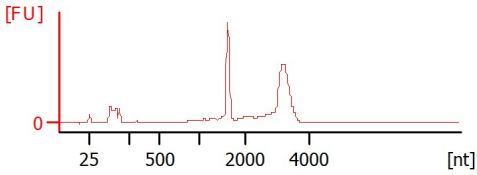
Chip Information:

Chip Lot #:

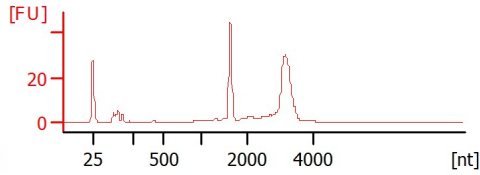
Reagent Kit Lot #:

Chip Comments:

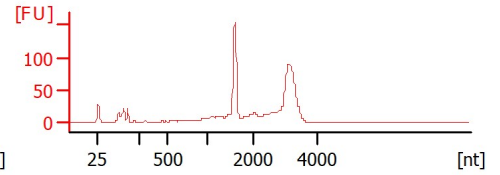
**SK1**  
QC0617  
RIN: 9.10



**SK2**  
QC0617  
RIN: 9.80



**SK3**  
QC0617  
RIN: 8.80



Assay Class: Eukaryote Total RNA Pico  
Data Path: Z:\XADs\2020-07-29\QC0617.xad

Created: 7/29/2020 2:42:54 PM  
Modified: 7/29/2020 3:16:34 PM

**Electrophoresis File Run Summary (Chip Summary)**

Sample Name	Sample Comment	Status	Result Label	Result Color
SK1	QC0617	✓	RIN: 9.10	
SK2	QC0617	✓	RIN: 9.80	
SK3	QC0617	✓	RIN: 8.80	
Ladder		✓	All Other Samples	

Chip Lot #

Reagent Kit Lot #

Chip Comments :

Assay Class: Eukaryote Total RNA Pico  
Data Path: Z:\XADs\2020-07-29\QC0617.xad

Created: 7/29/2020 2:42:54 PM  
Modified: 7/29/2020 3:16:34 PM

## Electrophoresis Assay Details

### General Analysis Settings

Number of Available Sample and Ladder Wells (Max.) : 12  
Minimum Visible Range [s] : 17  
Maximum Visible Range [s] : 70  
Start Analysis Time Range [s] : 18  
End Analysis Time Range [s] : 69  
Ladder Concentration [pg/ $\mu$ l] : 1000  
Lower Marker Concentration [pg/ $\mu$ l] : 0  
Upper Marker Concentration [pg/ $\mu$ l] : 0  
Used Lower Marker for Quantitation  
Standard Curve Fit is Logarithmic  
Show Data Aligned to Lower Marker

### Integrator Settings

Integration Start Time [s] : 18  
Integration End Time [s] : 69  
Slope Threshold : 0.6  
Height Threshold [FU] : 0.5  
Area Threshold : 0.2  
Width Threshold [s] : 0.3  
Baseline Plateau [s] : 6

### Filter Settings

Filter Width [s] : 0.5  
Polynomial Order : 4

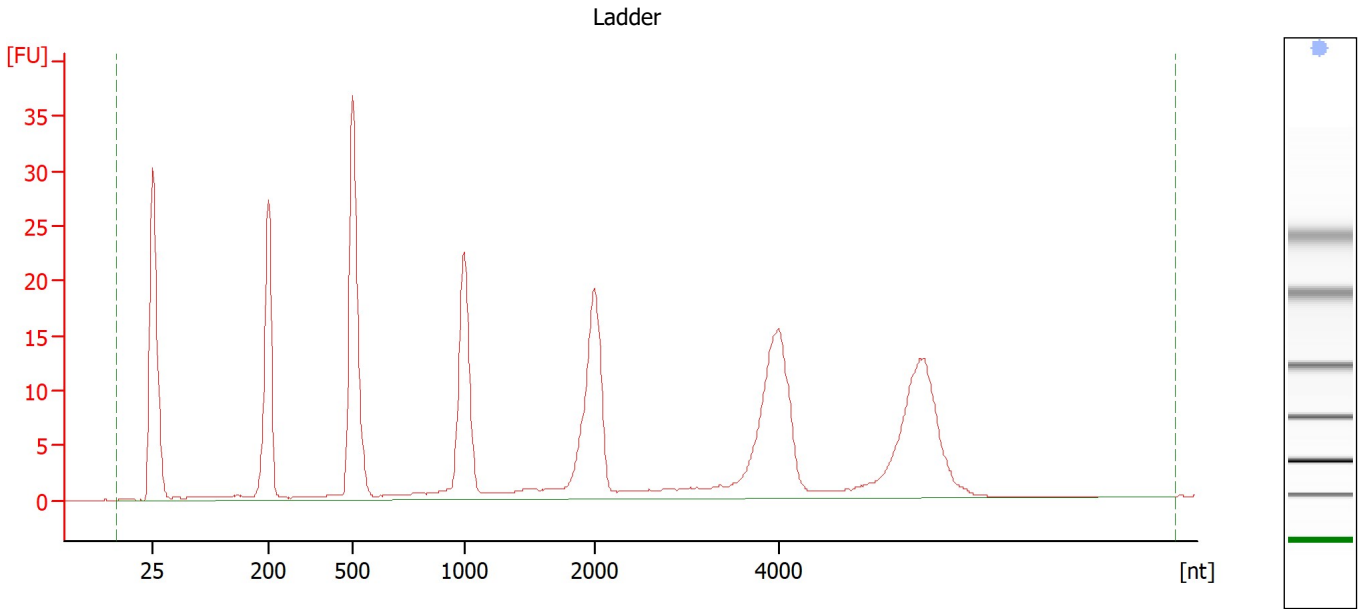
### Ladder

Ladder Peak	Size
1	25
2	200
3	500
4	1000
5	2000
6	4000

Assay Class: Eukaryote Total RNA Pico  
Data Path: Z:\XADs\2020-07-29\QC0617.xad

Created: 7/29/2020 2:42:54 PM  
Modified: 7/29/2020 3:16:34 PM

**Electropherogram Summary**



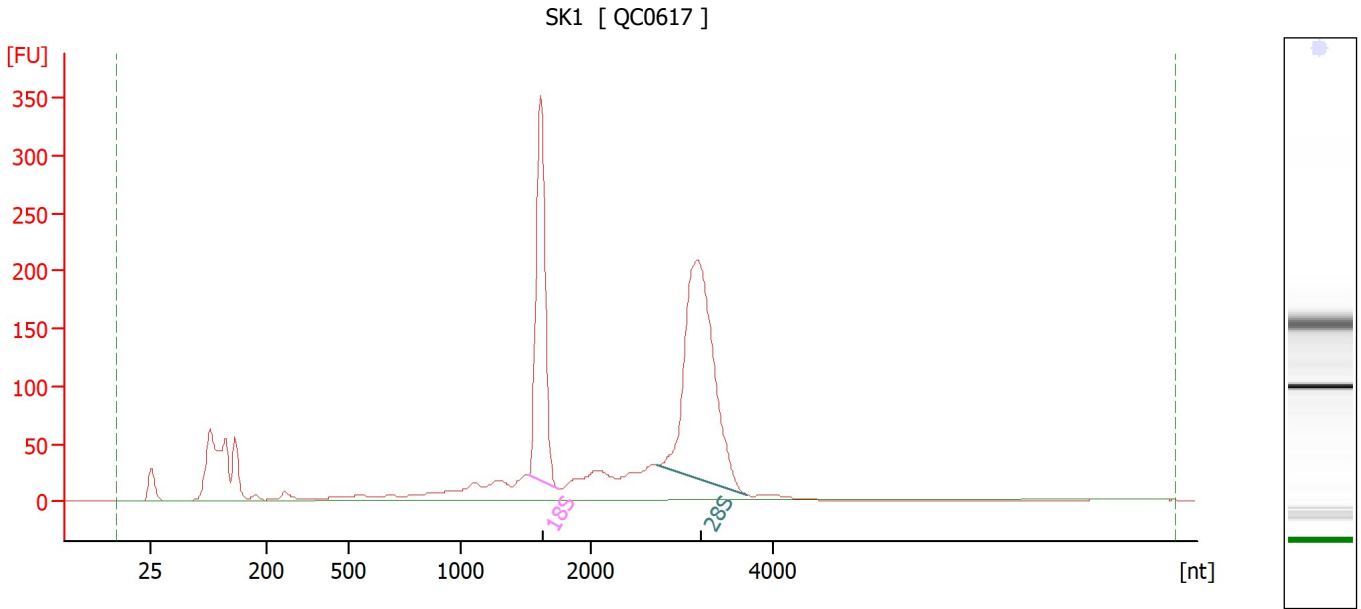
**Overall Results for Ladder**

RNA Area:	297.2	Result Flagging Color:	<span style="background-color: #6699ff; border: 1px solid black; display: inline-block; width: 20px; height: 10px;"></span>
RNA Concentration:	1,000 pg/μl	Result Flagging Label:	All Other Samples

Assay Class: Eukaryote Total RNA Pico  
Data Path: Z:\XADs\2020-07-29\QC0617.xad

Created: 7/29/2020 2:42:54 PM  
Modified: 7/29/2020 3:16:34 PM

**Electropherogram Summary Continued ...**



**Overall Results for sample 9 : SK1**

RNA Area:	2,132.8	RNA Integrity Number (RIN):	9.1 (B.02.10, Anomaly Threshold(s) manually adapted)
RNA Concentration:	7,176 pg/μl	Result Flagging Color:	<span style="background-color: #ccccff; border: 1px solid black; display: inline-block; width: 20px; height: 10px;"></span>
rRNA Ratio [28s / 18s]:	1.5	Result Flagging Label:	RIN: 9.10

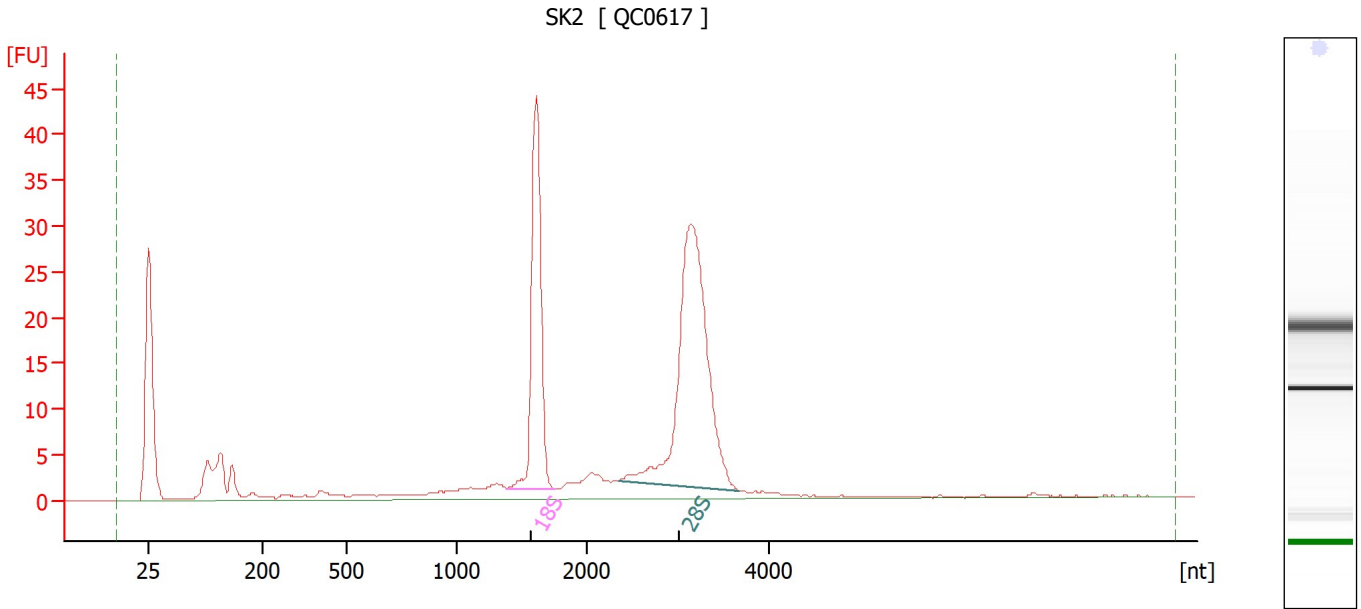
**Fragment table for sample 9 : SK1**

Name	Start Size [nt]	End Size [nt]	Area	% of total Area
18S	1,530	1,752	429.2	20.1
28S	2,735	3,705	640.7	30.0

Assay Class: Eukaryote Total RNA Pico  
Data Path: Z:\XADs\2020-07-29\QC0617.xad

Created: 7/29/2020 2:42:54 PM  
Modified: 7/29/2020 3:16:34 PM

**Electropherogram Summary Continued ...**



**Overall Results for sample 10 : SK2**

RNA Area:	250.6	RNA Integrity Number (RIN):	9.8 (B.02.10, Anomaly Threshold(s) manually adapted)
RNA Concentration:	843 µg/µl	Result Flagging Color:	<span style="background-color: #ccccff; border: 1px solid black; display: inline-block; width: 20px; height: 10px;"></span>
rRNA Ratio [28s / 18s]:	1.8	Result Flagging Label:	RIN: 9.80

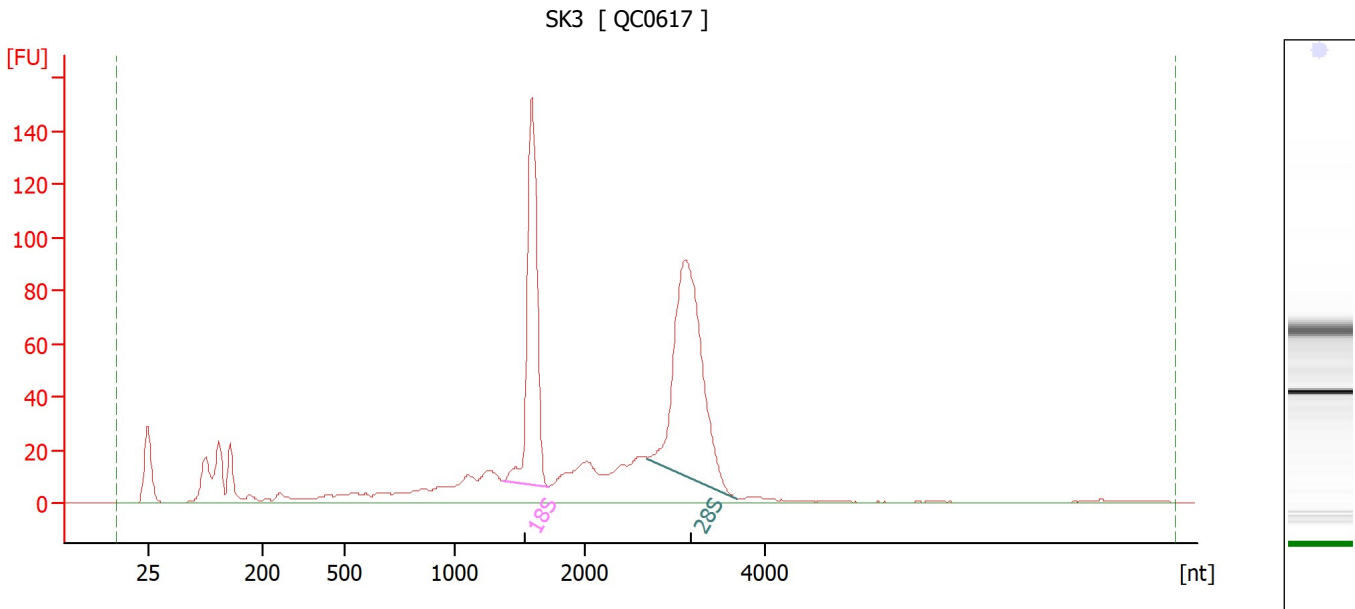
**Fragment table for sample 10 : SK2**

Name	Start Size [nt]	End Size [nt]	Area	% of total Area
18S	1,386	1,750	54.3	21.7
28S	2,362	3,689	96.3	38.4

Assay Class: Eukaryote Total RNA Pico  
 Data Path: Z:\XADs\2020-07-29\QC0617.xad

Created: 7/29/2020 2:42:54 PM  
 Modified: 7/29/2020 3:16:34 PM

**Electropherogram Summary Continued ...**



**Overall Results for sample 11 : SK3**

RNA Area:	998.3	RNA Integrity Number (RIN):	8.8 (B.02.10, Anomaly Threshold(s) manually adapted)
RNA Concentration:	3,359 pg/μl	Result Flagging Color:	<span style="background-color: #ccccff; border: 1px solid black; display: inline-block; width: 20px; height: 10px;"></span>
rRNA Ratio [28s / 18s]:	1.4	Result Flagging Label:	RIN: 8.80

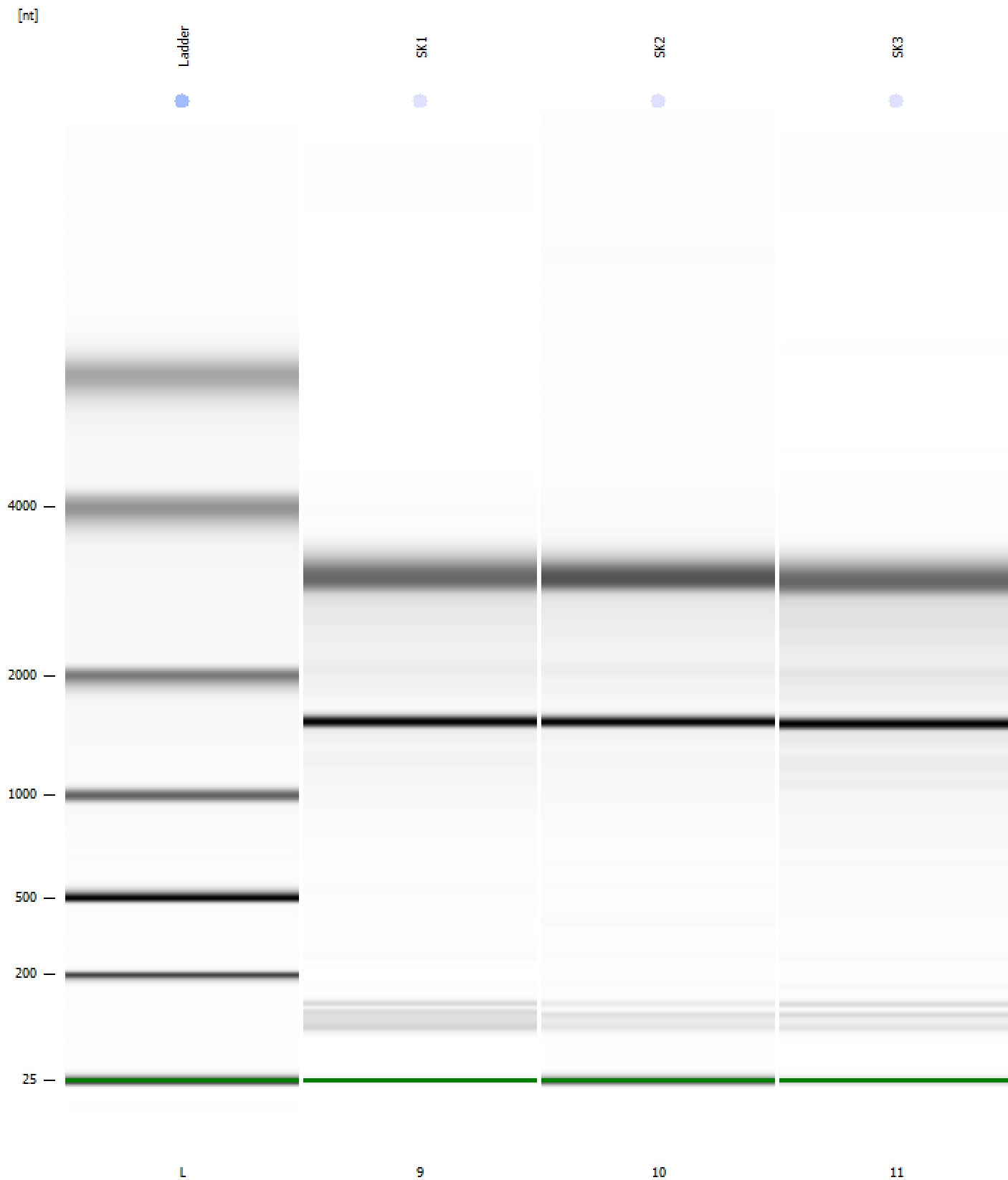
**Fragment table for sample 11 : SK3**

Name	Start Size [nt]	End Size [nt]	Area	% of total Area
18S	1,368	1,725	195.8	19.6
28S	2,692	3,692	267.8	26.8

Assay Class: Eukaryote Total RNA Pico  
Data Path: Z:\XADs\2020-07-29\QC0617.xad

Created: 7/29/2020 2:42:54 PM  
Modified: 7/29/2020 3:16:34 PM

**Gel Image**





Assay Class: Eukaryote Total RNA Pico  
 Data Path: Z:\XADs\2020-07-29\QC0617.xad

Created: 7/29/2020 2:42:54 PM  
 Modified: 7/29/2020 3:16:34 PM

**Run Logbook**

Description	Number	Source	Category	Sub Category	Time	Time Zone	User	Host
Run ended on port 1 (Number of wells acquired: 12)		Instrument	Run		7/29/2020 3:04:55 PM	(GMT --07:00) Pacific Standard Time	sbsuser	DESKTOP-4UNV VOB
Run started on port 1 (File: Z:\XADs\2020-07-29\Bioanalyze_r1_Eukaryote Total RNA Pico_2020-07-29_002.xad)		Instrument	Run		7/29/2020 2:43:00 PM	(GMT --07:00) Pacific Standard Time	sbsuser	DESKTOP-4UNV VOB
Product Number : G2938C		Instrument	Run		7/29/2020 2:43:00 PM	(GMT --07:00) Pacific Standard Time	sbsuser	DESKTOP-4UNV VOB
Name :		Instrument	Run		7/29/2020 2:43:00 PM	(GMT --07:00) Pacific Standard Time	sbsuser	DESKTOP-4UNV VOB
Vendor : Agilent Technologies		Instrument	Run		7/29/2020 2:43:00 PM	(GMT --07:00) Pacific Standard Time	sbsuser	DESKTOP-4UNV VOB
Serial# : DE34903152		Instrument	Run		7/29/2020 2:43:00 PM	(GMT --07:00) Pacific Standard Time	sbsuser	DESKTOP-4UNV VOB
Firmware : C.01.069		Instrument	Run		7/29/2020 2:43:00 PM	(GMT --07:00) Pacific Standard Time	sbsuser	DESKTOP-4UNV VOB
Cartridge : Electrode		Instrument	Run		7/29/2020 2:43:00 PM	(GMT --07:00) Pacific Standard Time	sbsuser	DESKTOP-4UNV VOB