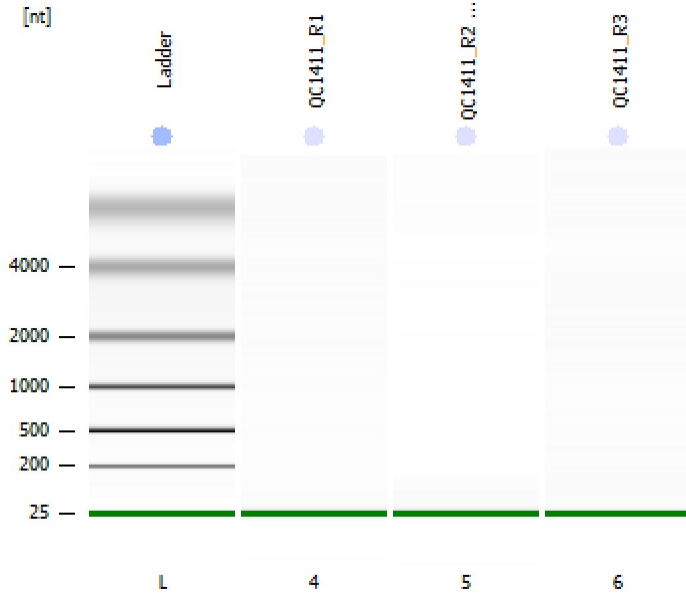


Assay Class: Eukaryote Total RNA Pico
Data Path: C:\...user\Desktop\2023-02-27\QC1411_RNA_BioA_Denicol_Altman.xad

Created: 2/27/2023 3:18:56 PM
Modified: 3/1/2023 3:23:41 PM

Electrophoresis File Run Summary



Instrument Information:

Instrument Name: DE34903152 Firmware: C.01.069
Serial#: DE34903152 Type: G2938C

Assay Information:

Assay Origin Path: C:\Program Files (x86)\Agilent\2100 bioanalyzer\2100 expert\assays\RNA\Eukaryote Total RNA Pico Series II.xsy

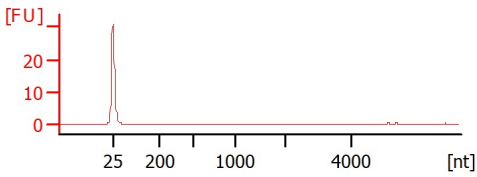
Assay Class: Eukaryote Total RNA Pico
Version: 2.6
Assay Comments: Total RNA Analysis pg sensitivity (Eukaryote)

© Copyright 2003 - 2009 Agilent Technologies, Inc.

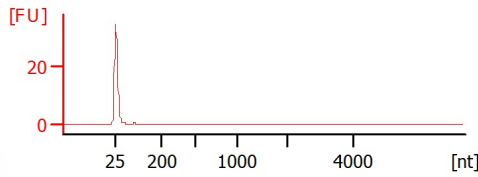
Chip Information:

Chip Lot #:
Reagent Kit Lot #:
Chip Comments:

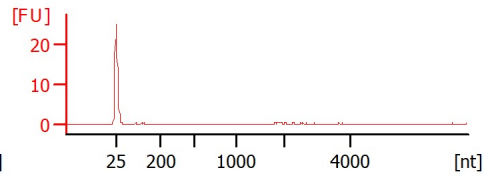
QC1411_R1
RIN:1



QC1411_R2 1:2
RIN:1



QC1411_R3
RIN:1



Assay Class: Eukaryote Total RNA Pico
 Data Path: C:\...suser\Desktop\2023-02-27\QC1411_RNA_BioA_Denicol_Altman.xad

Created: 2/27/2023 3:18:56 PM
 Modified: 3/1/2023 3:23:41 PM

Electrophoresis File Run Summary (Chip Summary)

Sample Name	Sample Comment	Status	Result Label	Result Color
QC1411_R1		✓	RIN:1	
QC1411_R2 1:2		✓	RIN:1	
QC1411_R3		✓	RIN:1	
Ladder		✓	All Other Samples	

Chip Lot #

Reagent Kit Lot #

Chip Comments :

Assay Class: Eukaryote Total RNA Pico
Data Path: C:\...user\Desktop\2023-02-27\QC1411_RNA_BioA_Denicol_Altman.xad

Created: 2/27/2023 3:18:56 PM
Modified: 3/1/2023 3:23:41 PM

Electrophoresis Assay Details

General Analysis Settings

Number of Available Sample and Ladder Wells (Max.) : 12
Minimum Visible Range [s] : 17
Maximum Visible Range [s] : 70
Start Analysis Time Range [s] : 18
End Analysis Time Range [s] : 69
Ladder Concentration [pg/ μ l] : 1000
Lower Marker Concentration [pg/ μ l] : 0
Upper Marker Concentration [pg/ μ l] : 0
Used Lower Marker for Quantitation
Standard Curve Fit is Logarithmic
Show Data Aligned to Lower Marker

Integrator Settings

Integration Start Time [s] : 18
Integration End Time [s] : 69
Slope Threshold : 0.6
Height Threshold [FU] : 0.5
Area Threshold : 0.2
Width Threshold [s] : 0.3
Baseline Plateau [s] : 6

Filter Settings

Filter Width [s] : 0.5
Polynomial Order : 4

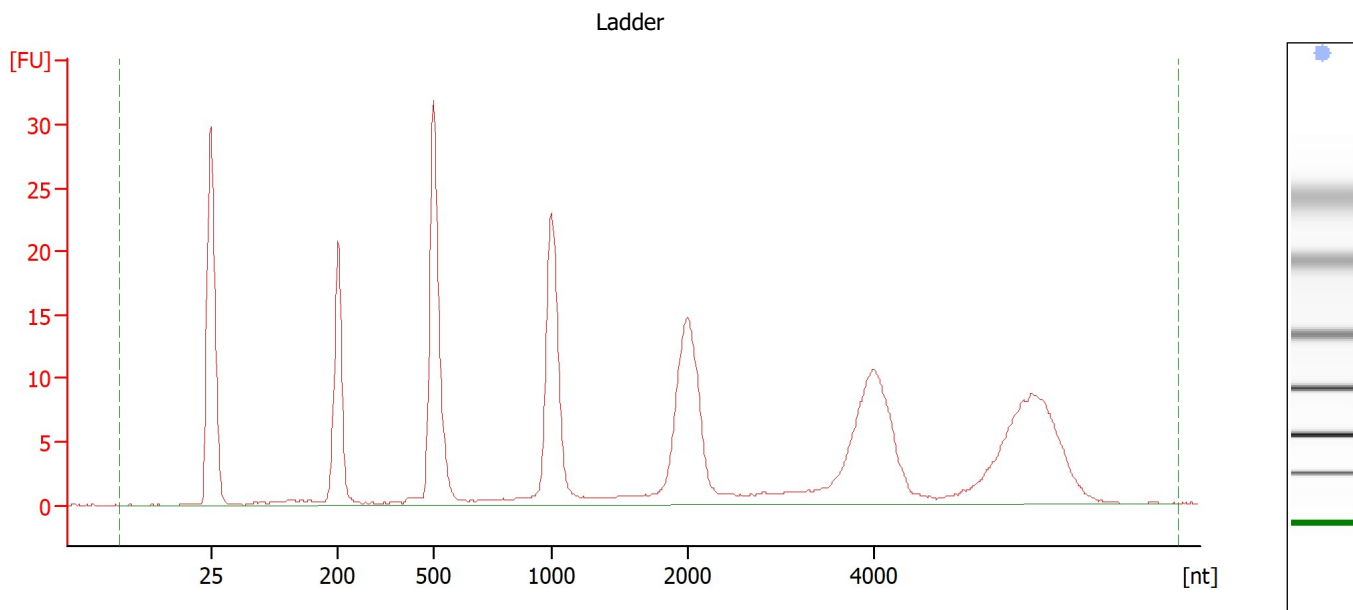
Ladder

Ladder Peak	Size
1	25
2	200
3	500
4	1000
5	2000
6	4000

Assay Class: Eukaryote Total RNA Pico
 Data Path: C:\...suser\Desktop\2023-02-27\QC1411_RNA_BioA_Denicol_Altman.xad

Created: 2/27/2023 3:18:56 PM
 Modified: 3/1/2023 3:23:41 PM

Electropherogram Summary



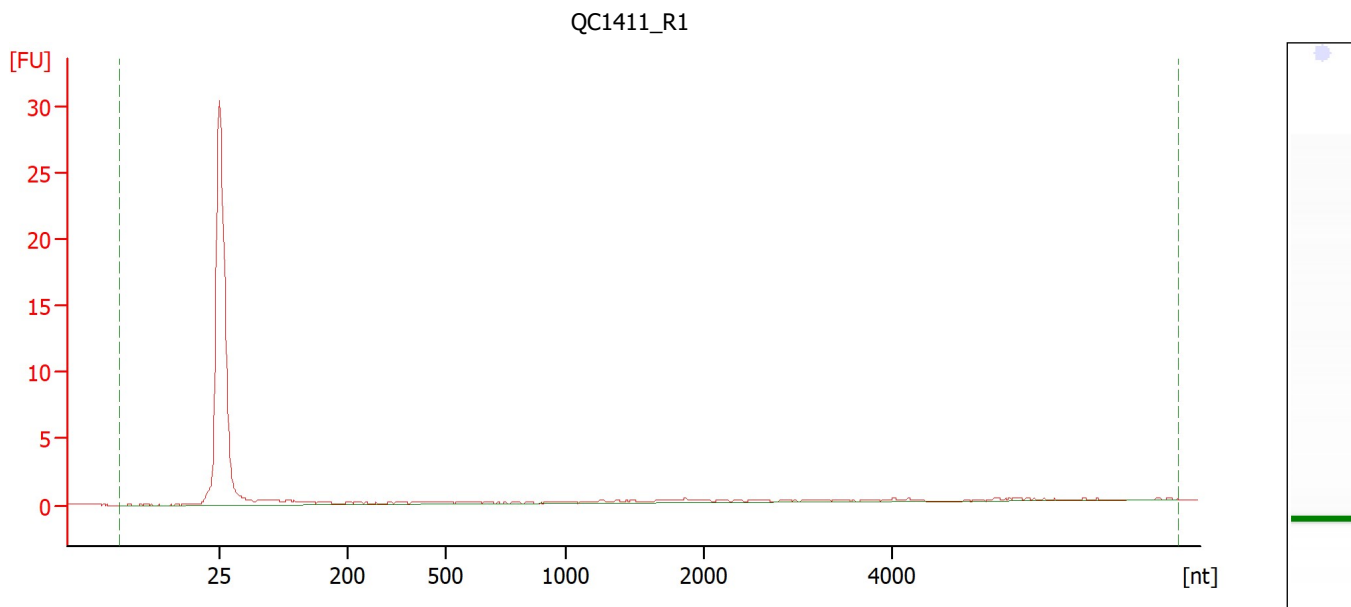
Overall Results for Ladder

RNA Area:	268.8	Result Flagging Color:	
RNA Concentration:	1,000 pg/μl	Result Flagging Label:	All Other Samples

Assay Class: Eukaryote Total RNA Pico
Data Path: C:\...suser\Desktop\2023-02-27\QC1411_RNA_BioA_Denicol_Altman.xad

Created: 2/27/2023 3:18:56 PM
Modified: 3/1/2023 3:23:41 PM

Electropherogram Summary Continued ...



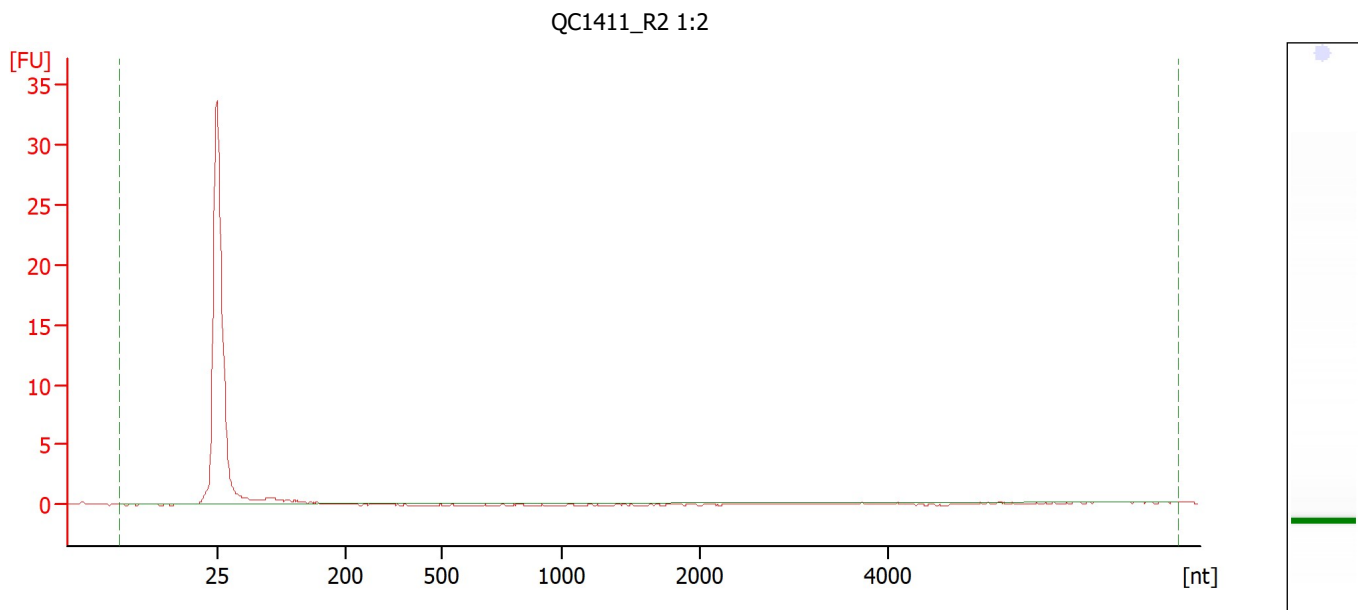
Overall Results for sample 4 : QC1411_R1

RNA Area:	8.1	RNA Integrity Number (RIN):	1 (B.02.10, Anomaly Threshold(s) manually adapted)
RNA Concentration:	30 pg/μl	Result Flagging Color:	
rRNA Ratio [28s / 18s]:	0.0	Result Flagging Label:	RIN:1

Assay Class: Eukaryote Total RNA Pico
 Data Path: C:\...suser\Desktop\2023-02-27\QC1411_RNA_BioA_Denicol_Altman.xad

Created: 2/27/2023 3:18:56 PM
 Modified: 3/1/2023 3:23:41 PM

Electropherogram Summary Continued ...



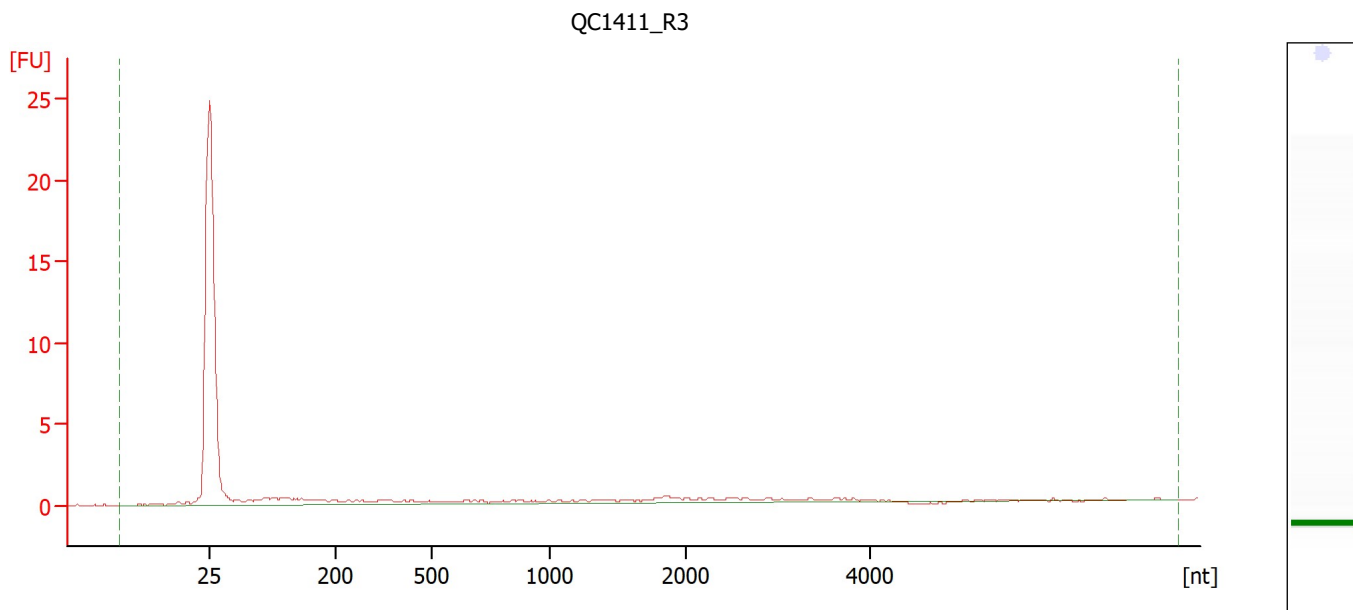
Overall Results for sample 5 : QC1411_R2 1:2

RNA Area:	5.2	RNA Integrity Number (RIN):	1 (B.02.10, Anomaly Threshold(s) manually adapted)
RNA Concentration:	19 pg/μl		
rRNA Ratio [28s / 18s]:	0.0	Result Flagging Color:	
		Result Flagging Label:	RIN:1

Assay Class: Eukaryote Total RNA Pico
Data Path: C:\...suser\Desktop\2023-02-27\QC1411_RNA_BioA_Denicol_Altman.xad

Created: 2/27/2023 3:18:56 PM
Modified: 3/1/2023 3:23:41 PM

Electropherogram Summary Continued ...




Overall Results for sample 6 : QC1411_R3

RNA Area:	21.6	RNA Integrity Number (RIN):	1 (B.02.10, Anomaly Threshold(s) manually adapted)
RNA Concentration:	80 pg/μl	Result Flagging Color:	
rRNA Ratio [28s / 18s]:	0.0	Result Flagging Label:	RIN:1

Assay Class: Eukaryote Total RNA Pico
Data Path: C:\...suser\Desktop\2023-02-27\QC1411_RNA_BioA_Denicol_Altman.xad

Created: 2/27/2023 3:18:56 PM
Modified: 3/1/2023 3:23:41 PM

Gel Image



Assay Class: Eukaryote Total RNA Pico
 Data Path: C:\...suser\Desktop\2023-02-27\QC1411_RNA_BioA_Denicol_Altman.xad

Created: 2/27/2023 3:18:56 PM
 Modified: 3/1/2023 3:23:41 PM

Run Logbook

Description	Number	Source	Category	Sub Category	Time	Time Zone	User	Host
Run ended on port 1 (Number of wells acquired: 7)		Instrument	Run		2/27/2023 3:34:41 PM	(GMT --08:00) Pacific Standard Time	sbsuser	DESKTOP-4UNV VOB
Run started on port 1 (File: C:\Users\sbsuser\Desktop\2023-02-27\Bioanalyzer1_Eukaryote Total RNA Pico_2023-02-27_001.xad)		Instrument	Run		2/27/2023 3:19:03 PM	(GMT --08:00) Pacific Standard Time	sbsuser	DESKTOP-4UNV VOB
Product Number : G2938C		Instrument	Run		2/27/2023 3:19:03 PM	(GMT --08:00) Pacific Standard Time	sbsuser	DESKTOP-4UNV VOB
Name :		Instrument	Run		2/27/2023 3:19:03 PM	(GMT --08:00) Pacific Standard Time	sbsuser	DESKTOP-4UNV VOB
Vendor : Agilent Technologies		Instrument	Run		2/27/2023 3:19:03 PM	(GMT --08:00) Pacific Standard Time	sbsuser	DESKTOP-4UNV VOB
Serial# : DE34903152		Instrument	Run		2/27/2023 3:19:03 PM	(GMT --08:00) Pacific Standard Time	sbsuser	DESKTOP-4UNV VOB
Firmware : C.01.069		Instrument	Run		2/27/2023 3:19:03 PM	(GMT --08:00) Pacific Standard Time	sbsuser	DESKTOP-4UNV VOB
Cartridge : Electrode		Instrument	Run		2/27/2023 3:19:03 PM	(GMT --08:00) Pacific Standard Time	sbsuser	DESKTOP-4UNV VOB