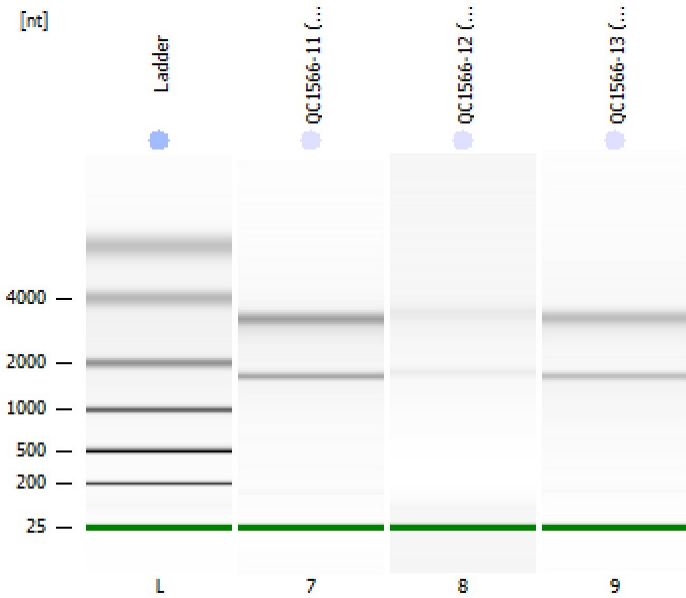


Assay Class: Eukaryote Total RNA Pico
Data Path: C:\...nalyzer\2100 expert\data\2023-08-08\QC1566_11-13_Repeat.xad

Created: 8/8/2023 3:33:17 PM
Modified: 8/8/2023 4:39:33 PM

Electrophoresis File Run Summary



Instrument Information:

Instrument Name: DE34903152 Firmware: C.01.069
Serial#: DE34903152 Type: G2938C

Assay Information:

Assay Origin Path: C:\Program Files (x86)\Agilent\2100 bioanalyzer\2100 expert\assays\RNA\Eukaryote Total RNA Pico Series II.xsy

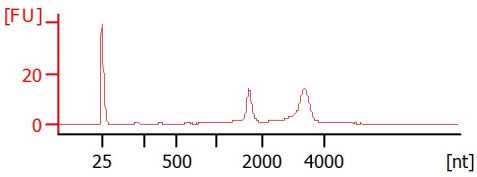
Assay Class: Eukaryote Total RNA Pico
Version: 2.6
Assay Comments: Total RNA Analysis pg sensitivity (Eukaryote)

© Copyright 2003 - 2009 Agilent Technologies, Inc.

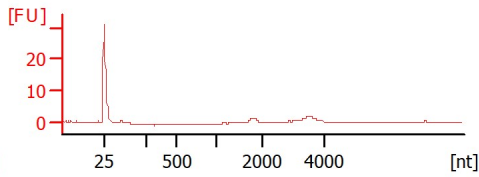
Chip Information:

Chip Lot #:
Reagent Kit Lot #:
Chip Comments:

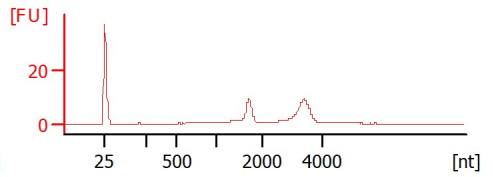
QC1566-11 (1:80)
RIN: 9.60



QC1566-12 (1:240)
RIN: 10



QC1566-13 (1:80)
RIN: 9.10



Assay Class: Eukaryote Total RNA Pico
 Data Path: C:\...nalyzer\2100 expert\data\2023-08-08\QC1566_11-13_Repeat.xad

Created: 8/8/2023 3:33:17 PM
 Modified: 8/8/2023 4:39:33 PM

Electrophoresis File Run Summary (Chip Summary)

Sample Name	Sample Comment	Status	Result Label	Result Color
QC1566-11 (1:80)		✓	RIN: 9.60	
QC1566-12 (1:240)		✓	RIN:10	
QC1566-13 (1:80)		✓	RIN: 9.10	
Ladder		✓	All Other Samples	

Chip Lot #

Reagent Kit Lot #

Chip Comments :

Assay Class: Eukaryote Total RNA Pico
Data Path: C:\...nalyzer\2100 expert\data\2023-08-08\QC1566_11-13_Repeat.xad

Created: 8/8/2023 3:33:17 PM
Modified: 8/8/2023 4:39:33 PM

Electrophoresis Assay Details

General Analysis Settings

Number of Available Sample and Ladder Wells (Max.) : 12
Minimum Visible Range [s] : 17
Maximum Visible Range [s] : 70
Start Analysis Time Range [s] : 18
End Analysis Time Range [s] : 69
Ladder Concentration [pg/ μ l] : 1000
Lower Marker Concentration [pg/ μ l] : 0
Upper Marker Concentration [pg/ μ l] : 0
Used Lower Marker for Quantitation
Standard Curve Fit is Logarithmic
Show Data Aligned to Lower Marker

Integrator Settings

Integration Start Time [s] : 18
Integration End Time [s] : 69
Slope Threshold : 0.6
Height Threshold [FU] : 0.5
Area Threshold : 0.2
Width Threshold [s] : 0.3
Baseline Plateau [s] : 6

Filter Settings

Filter Width [s] : 0.5
Polynomial Order : 4

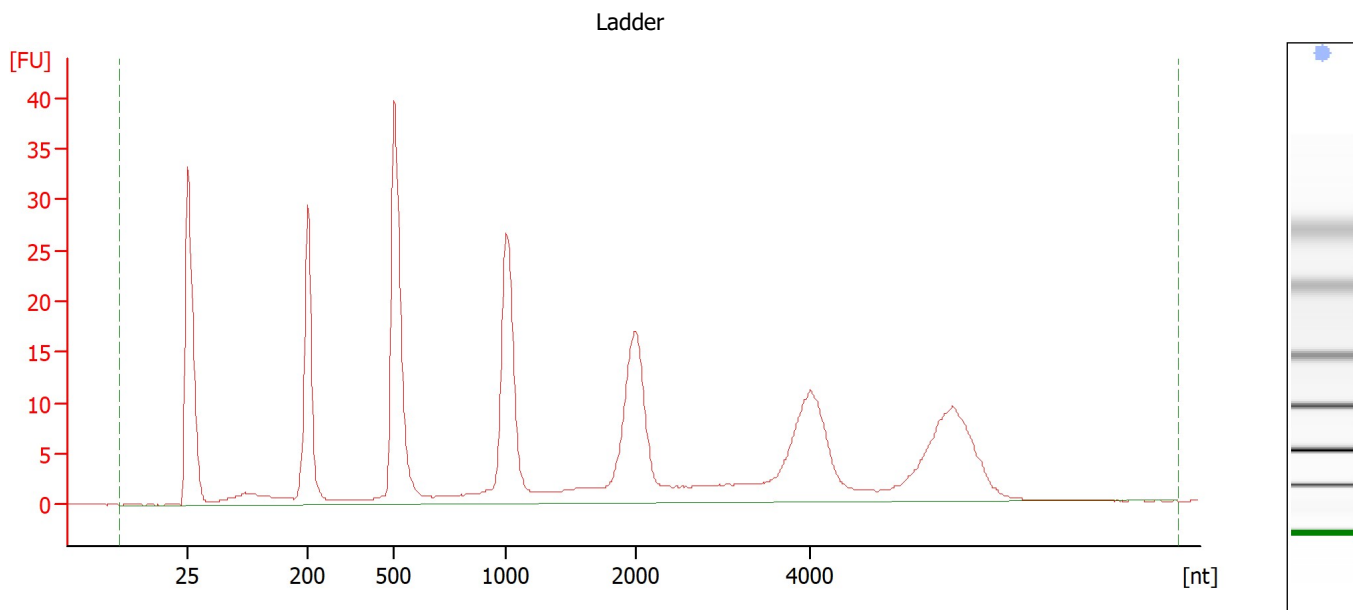
Ladder

Ladder Peak	Size
1	25
2	200
3	500
4	1000
5	2000
6	4000

Assay Class: Eukaryote Total RNA Pico
Data Path: C:\...nalyzer\2100 expert\data\2023-08-08\QC1566_11-13_Repeat.xad

Created: 8/8/2023 3:33:17 PM
Modified: 8/8/2023 4:39:33 PM

Electropherogram Summary



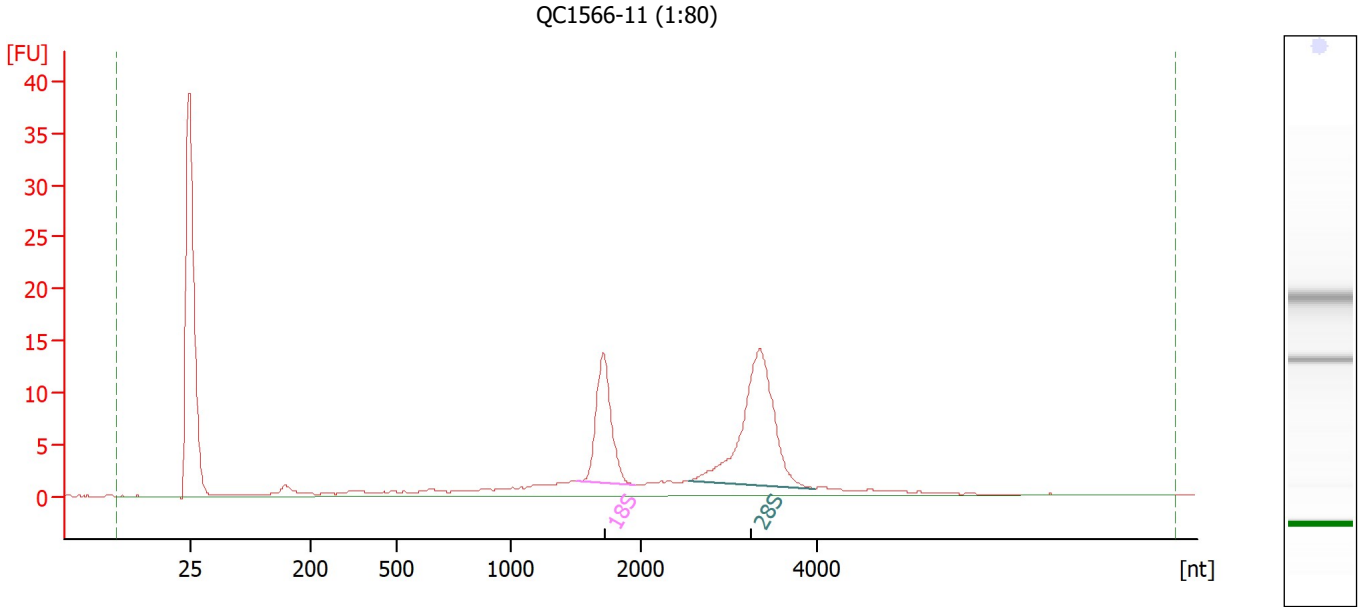
Overall Results for Ladder

RNA Area:	339.7	Result Flagging Color:	
RNA Concentration:	1,000 pg/μl	Result Flagging Label:	All Other Samples

Assay Class: Eukaryote Total RNA Pico
 Data Path: C:\...nalyzer\2100 expert\data\2023-08-08\QC1566_11-13_Repeat.xad

Created: 8/8/2023 3:33:17 PM
 Modified: 8/8/2023 4:39:33 PM

Electropherogram Summary Continued ...



Overall Results for sample 7 : QC1566-11 (1:80)

RNA Area:	126.4	RNA Integrity Number (RIN):	9.6 (B.02.10)
RNA Concentration:	372 pg/μl	Result Flagging Color:	
rRNA Ratio [28s / 18s]:	1.9	Result Flagging Label:	RIN: 9.60

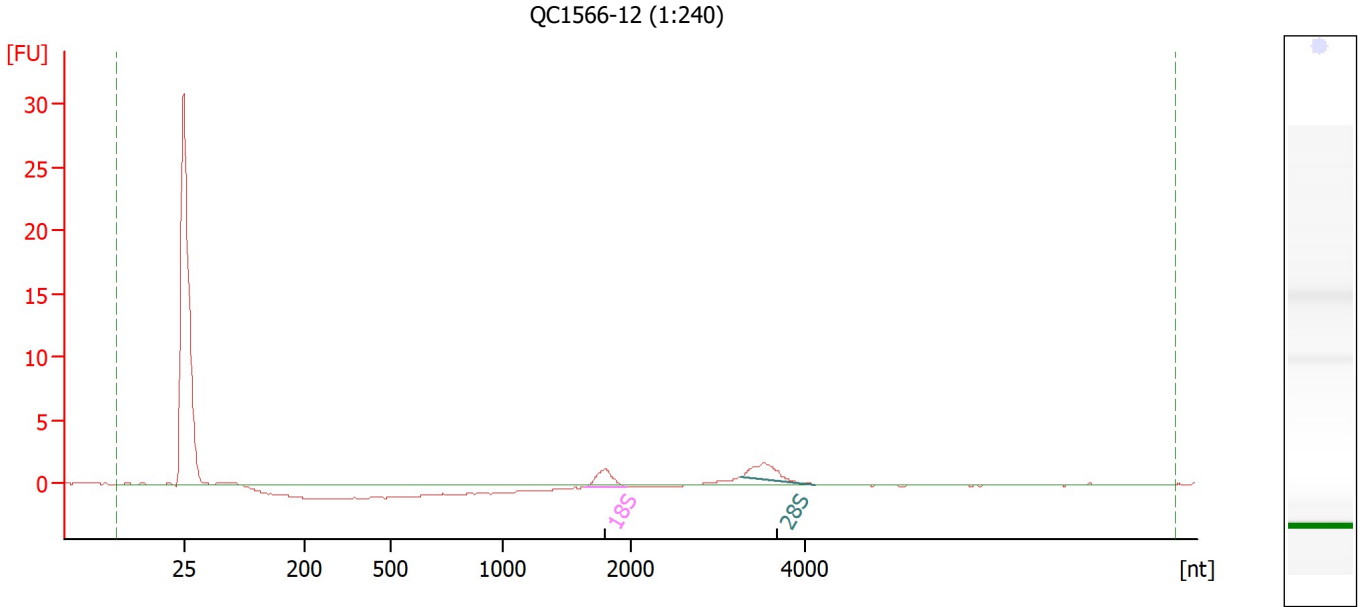
Fragment table for sample 7 : QC1566-11 (1:80)

Name	Start Size [nt]	End Size [nt]	Area	% of total Area
18S	1,506	1,953	24.2	19.1
28S	2,547	3,974	45.2	35.8

Assay Class: Eukaryote Total RNA Pico
 Data Path: C:\...nalyzer\2100 expert\data\2023-08-08\QC1566_11-13_Repeat.xad

Created: 8/8/2023 3:33:17 PM
 Modified: 8/8/2023 4:39:33 PM

Electropherogram Summary Continued ...



Overall Results for sample 8 : QC1566-12 (1:240)

RNA Area: 9.2 RNA Integrity Number (RIN): 10 (B.02.10)
 RNA Concentration: 27 pg/μl Result Flagging Color:
 rRNA Ratio [28s / 18s]: 1.2 Result Flagging Label: RIN:10

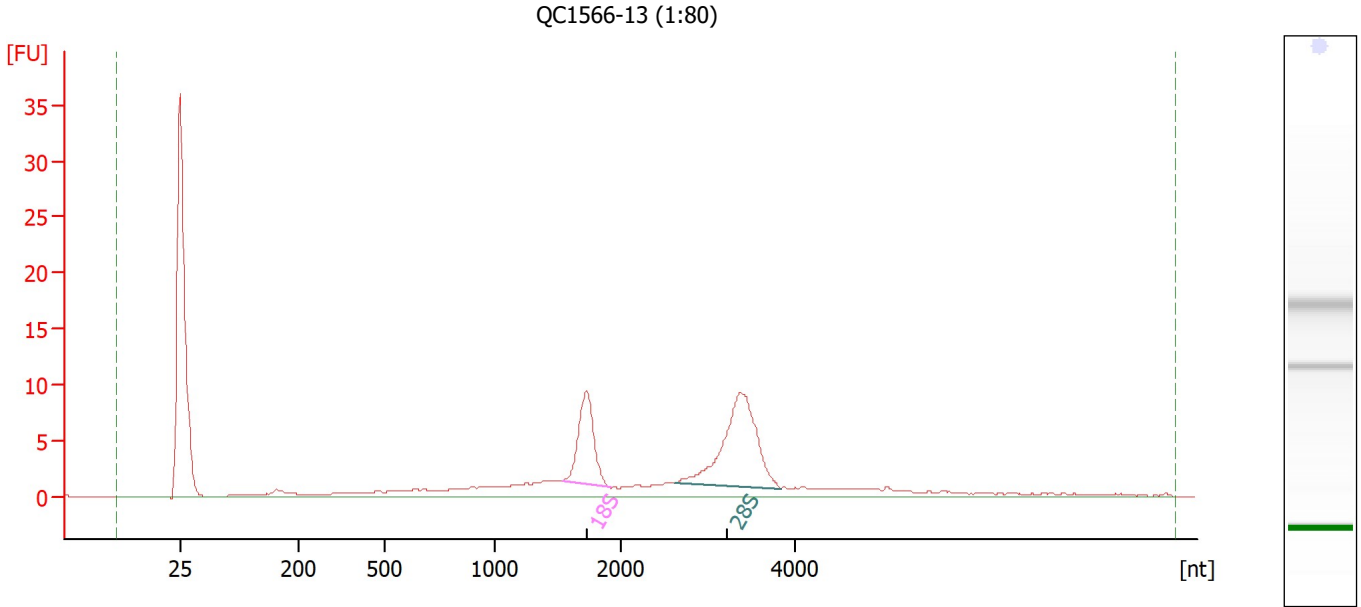
Fragment table for sample 8 : QC1566-12 (1:240)

Name	Start Size [nt]	End Size [nt]	Area	% of total Area
18S	1,648	1,974	3.1	33.3
28S	3,270	4,113	3.7	40.0

Assay Class: Eukaryote Total RNA Pico
Data Path: C:\...nalyzer\2100 expert\data\2023-08-08\QC1566_11-13_Repeat.xad

Created: 8/8/2023 3:33:17 PM
Modified: 8/8/2023 4:39:33 PM

Electropherogram Summary Continued ...



Overall Results for sample 9 : QC1566-13 (1:80)

RNA Area: 109.3 RNA Integrity Number (RIN): 9.1 (B.02.10)
RNA Concentration: 322 pg/μl Result Flagging Color:
rRNA Ratio [28s / 18s]: 1.9 Result Flagging Label: RIN: 9.10

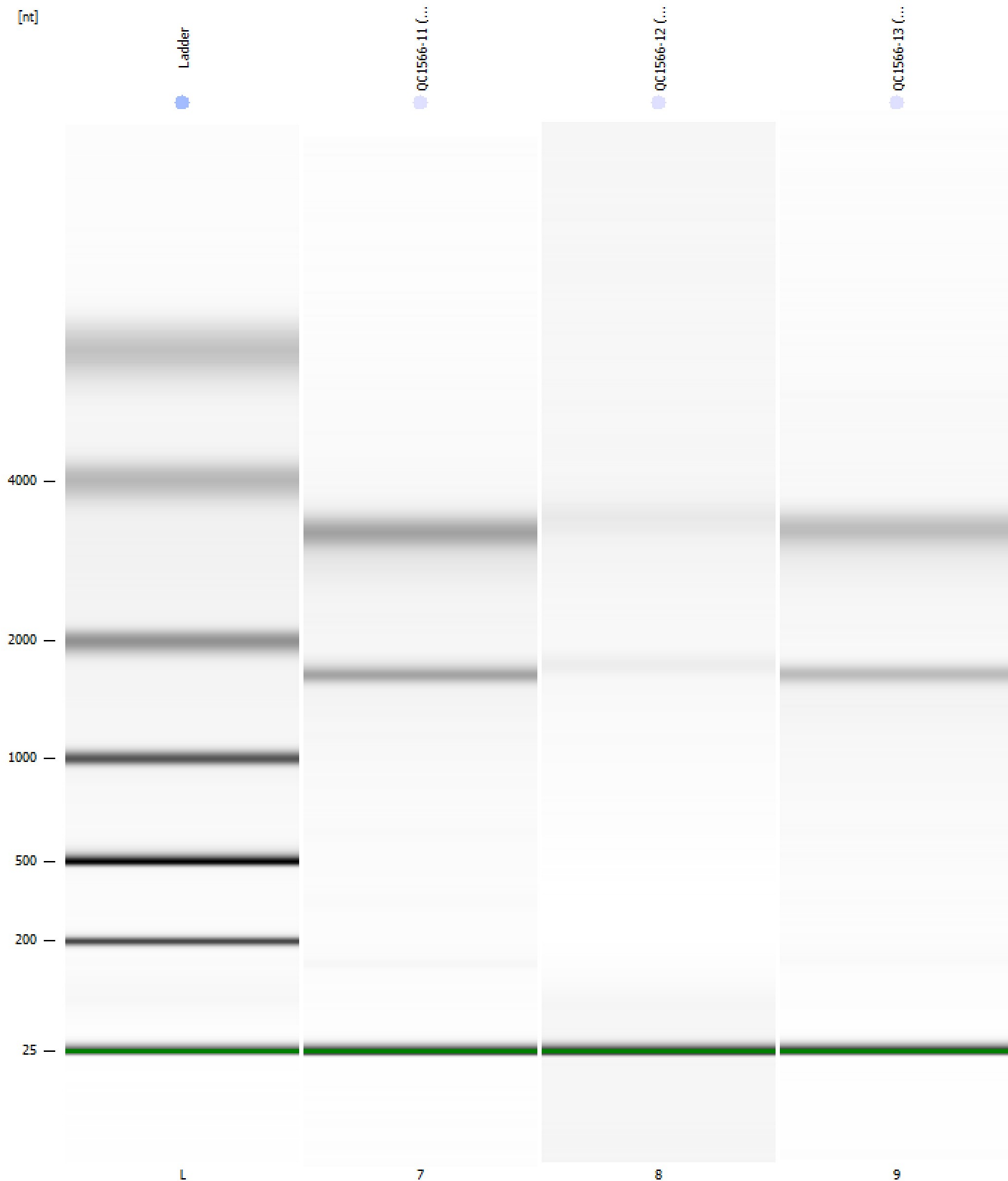
Fragment table for sample 9 : QC1566-13 (1:80)

Name	Start Size [nt]	End Size [nt]	Area	% of total Area
18S	1,533	1,912	16.6	15.2
28S	2,623	3,832	30.7	28.1

Assay Class: Eukaryote Total RNA Pico
Data Path: C:\...nalyzer\2100 expert\data\2023-08-08\QC1566_11-13_Repeat.xad

Created: 8/8/2023 3:33:17 PM
Modified: 8/8/2023 4:39:33 PM

Gel Image

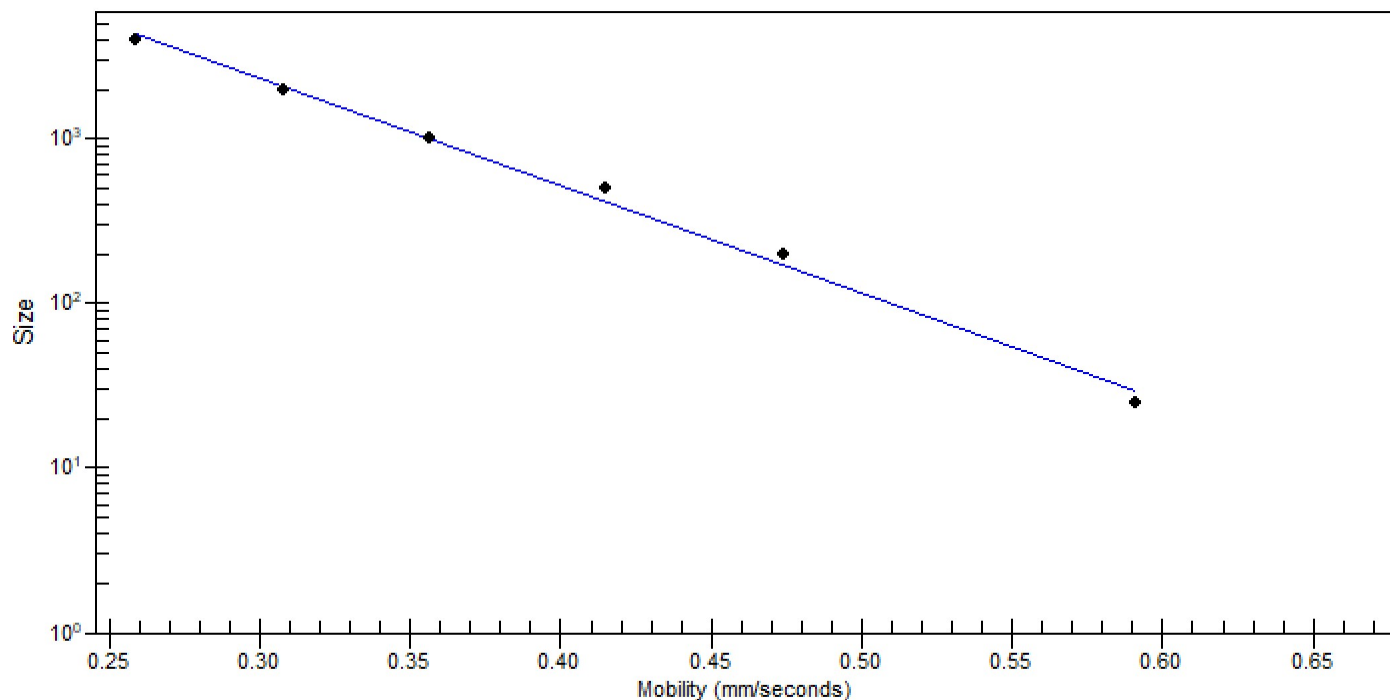


Assay Class: Eukaryote Total RNA Pico
Data Path: C:\...nalyzer\2100 expert\data\2023-08-08\QC1566_11-13_Repeat.xad

Created: 8/8/2023 3:33:17 PM
Modified: 8/8/2023 4:39:33 PM

Curves

Standard Curve



Assay Class: Eukaryote Total RNA Pico
 Data Path: C:\...nalyzer\2100 expert\data\2023-08-08\QC1566_11-13_Repeat.xad

Created: 8/8/2023 3:33:17 PM
 Modified: 8/8/2023 4:39:33 PM

Run Logbook

Description	Number	Source	Category	Sub Category	Time	Time Zone	User	Host
Run ended on port 1 (Number of wells acquired: 12)		Instrument	Run		8/8/2023 3:56:15 PM	(GMT --07:00) Pacific Standard Time	sbsuser	DESKTOP-4UNV VOB
Run started on port 1 (File: C:\Program Files (x86)\Agilent\2100 bioanalyzer\2100 expert\data\2023-08-08\Bioanalyzer1_Eukaryote Total RNA Pico_DE34903152_2023-08-08_001.xad)		Instrument	Run		8/8/2023 3:33:22 PM	(GMT --07:00) Pacific Standard Time	sbsuser	DESKTOP-4UNV VOB
Product Number : G2938C		Instrument	Run		8/8/2023 3:33:22 PM	(GMT --07:00) Pacific Standard Time	sbsuser	DESKTOP-4UNV VOB
Name :		Instrument	Run		8/8/2023 3:33:22 PM	(GMT --07:00) Pacific Standard Time	sbsuser	DESKTOP-4UNV VOB
Vendor : Agilent Technologies		Instrument	Run		8/8/2023 3:33:22 PM	(GMT --07:00) Pacific Standard Time	sbsuser	DESKTOP-4UNV VOB
Serial# : DE34903152		Instrument	Run		8/8/2023 3:33:22 PM	(GMT --07:00) Pacific Standard Time	sbsuser	DESKTOP-4UNV VOB
Firmware : C.01.069		Instrument	Run		8/8/2023 3:33:22 PM	(GMT --07:00) Pacific Standard Time	sbsuser	DESKTOP-4UNV VOB
Cartridge : Electrode		Instrument	Run		8/8/2023 3:33:22 PM	(GMT --07:00) Pacific Standard Time	sbsuser	DESKTOP-4UNV VOB