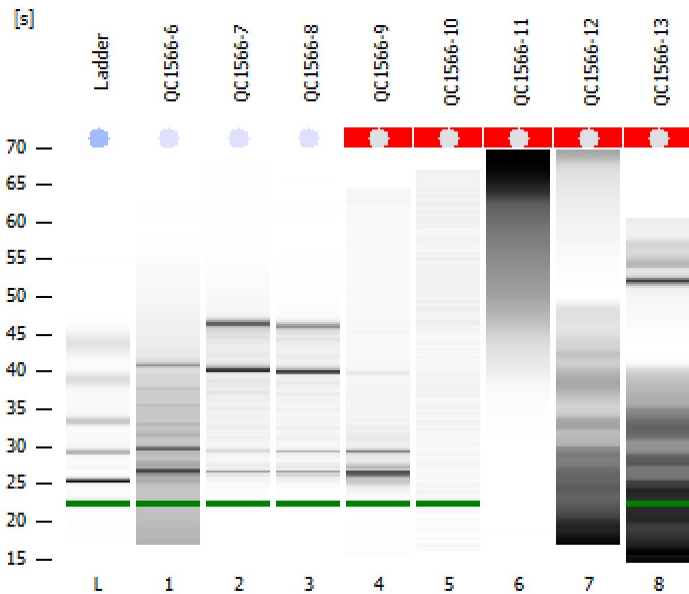


Assay Class: Eukaryote Total RNA Nano
Data Path: C:\...analyzer\2100 expert\data\2023-08-01\QC1566_6-13_FAILED.xad

Created: 8/1/2023 3:46:09 PM
Modified: 8/2/2023 9:27:37 AM

Electrophoresis File Run Summary



Instrument Information:

Instrument Name: DE34903152 Firmware: C.01.069
Serial#: DE34903152 Type: G2938C

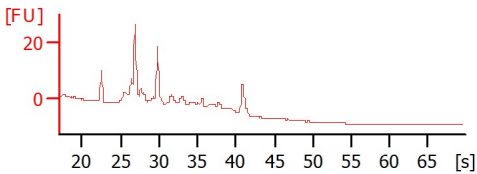
Assay Information:

Assay Origin Path: C:\Program Files (x86)\Agilent\2100 bioanalyzer\2100 expert\assays\RNA\Eukaryote Total RNA Nano Series II.xsy
Assay Class: Eukaryote Total RNA Nano
Version: 2.6
Assay Comments: Total RNA Analysis ng sensitivity (Eukaryote)
© Copyright 2003 - 2009 Agilent Technologies, Inc.

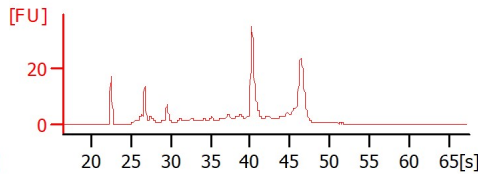
Chip Information:

Chip Lot #:
Reagent Kit Lot #:
Chip Comments:

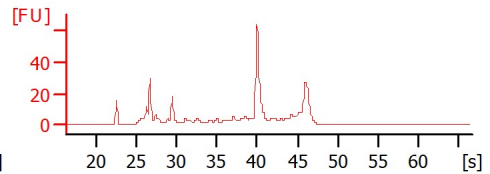
QC1566-6
TK_6_M8168
RIN: 4.50



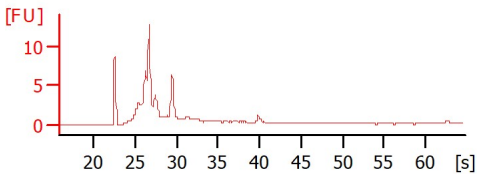
QC1566-7
TK_7_M9229
RIN: 7.60



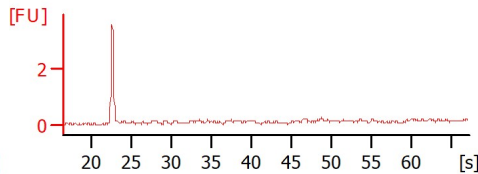
QC1566-8
TK_8_M7119
RIN: 7.40



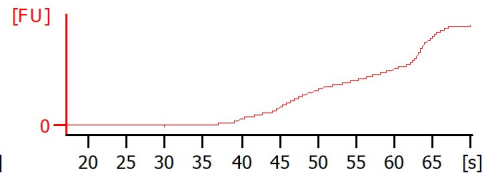
QC1566-9
TK_9_M8156
RIN N/A



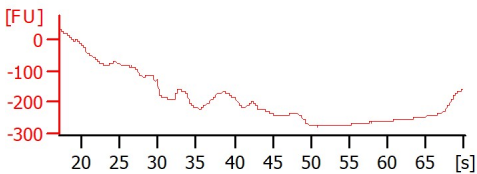
QC1566-10
TK_10_M8162
RIN N/A



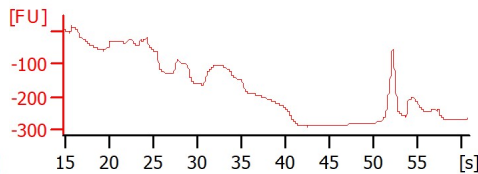
QC1566-11
TK_11_M9255
RIN N/A



QC1566-12
TK_12_F7614
RIN N/A



QC1566-13
TK_13_F8186
RIN N/A



Assay Class: Eukaryote Total RNA Nano
 Data Path: C:\...analyzer\2100 expert\data\2023-08-01\QC1566_6-13_FAILED.xad

Created: 8/1/2023 3:46:09 PM
 Modified: 8/2/2023 9:27:37 AM

Electrophoresis File Run Summary (Chip Summary)

Sample Name	Sample Comment	Status	Result Label	Result Color
QC1566-6	TK_6_M8168	✓	RIN: 4.50	
QC1566-7	TK_7_M9229	✓	RIN: 7.60	
QC1566-8	TK_8_M7119	✓	RIN: 7.40	
QC1566-9	TK_9_M8156	✓	RIN N/A	
QC1566-10	TK_10_M8162	✓	RIN N/A	
QC1566-11	TK_11_M9255	✓	RIN N/A	
QC1566-12	TK_12_F7614	✓	RIN N/A	
QC1566-13	TK_13_F8186	✓	RIN N/A	
Ladder		✓	All Other Samples	

Chip Lot #

Reagent Kit Lot #

Chip Comments :

Assay Class: Eukaryote Total RNA Nano
Data Path: C:\...analyzer\2100 expert\data\2023-08-01\QC1566_6-13_FAILED.xad

Created: 8/1/2023 3:46:09 PM
Modified: 8/2/2023 9:27:37 AM

Electrophoresis Assay Details

General Analysis Settings

Number of Available Sample and Ladder Wells (Max.) : 13
Minimum Visible Range [s] : 17
Maximum Visible Range [s] : 70
Start Analysis Time Range [s] : 19
End Analysis Time Range [s] : 69
Ladder Concentration [ng/μl] : 150
Lower Marker Concentration [ng/μl] : 0
Upper Marker Concentration [ng/μl] : 0
Used Lower Marker for Quantitation
Standard Curve Fit is Logarithmic
Show Data Aligned to Lower Marker

Integrator Settings

Integration Start Time [s] : 19
Integration End Time [s] : 69
Slope Threshold : 0.6
Height Threshold [FU] : 0.5
Area Threshold : 0.2
Width Threshold [s] : 0.5
Baseline Plateau [s] : 6

Filter Settings

Filter Width [s] : 0.5
Polynomial Order : 4

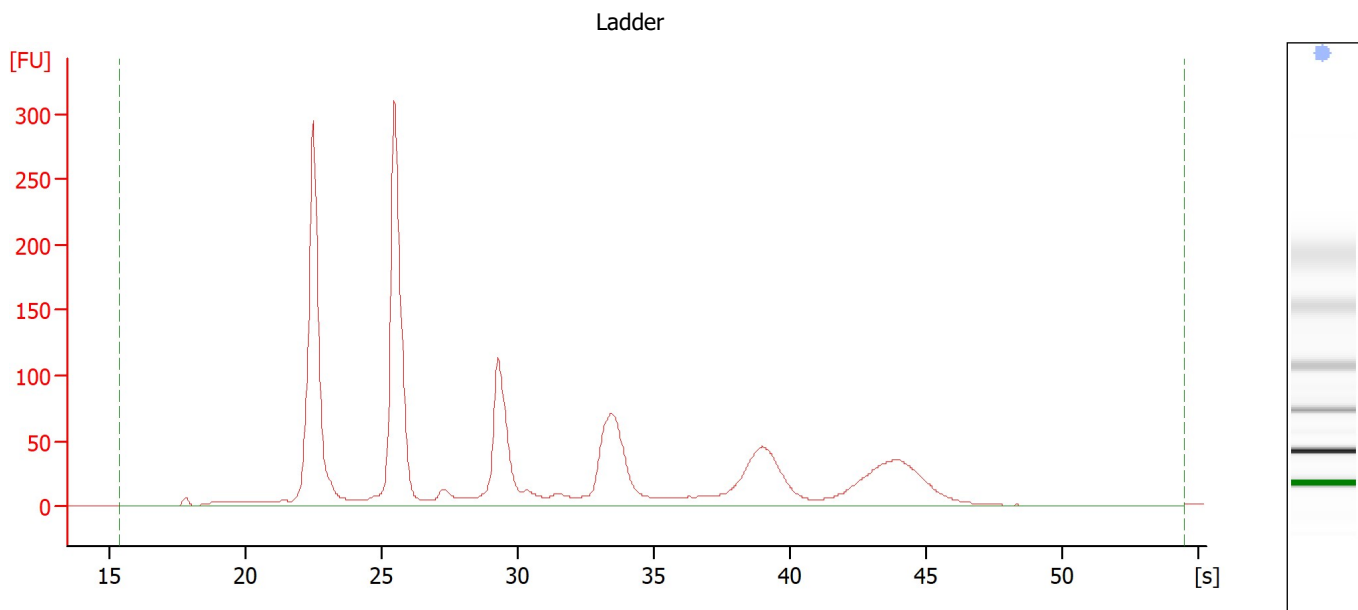
Ladder

Ladder Peak	Size
1	25
2	200
3	500
4	1000
5	2000
6	4000

Assay Class: Eukaryote Total RNA Nano
Data Path: C:\...analyzer\2100 expert\data\2023-08-01\QC1566_6-13_FAILED.xad

Created: 8/1/2023 3:46:09 PM
Modified: 8/2/2023 9:27:37 AM

Electropherogram Summary



Overall Results for Ladder

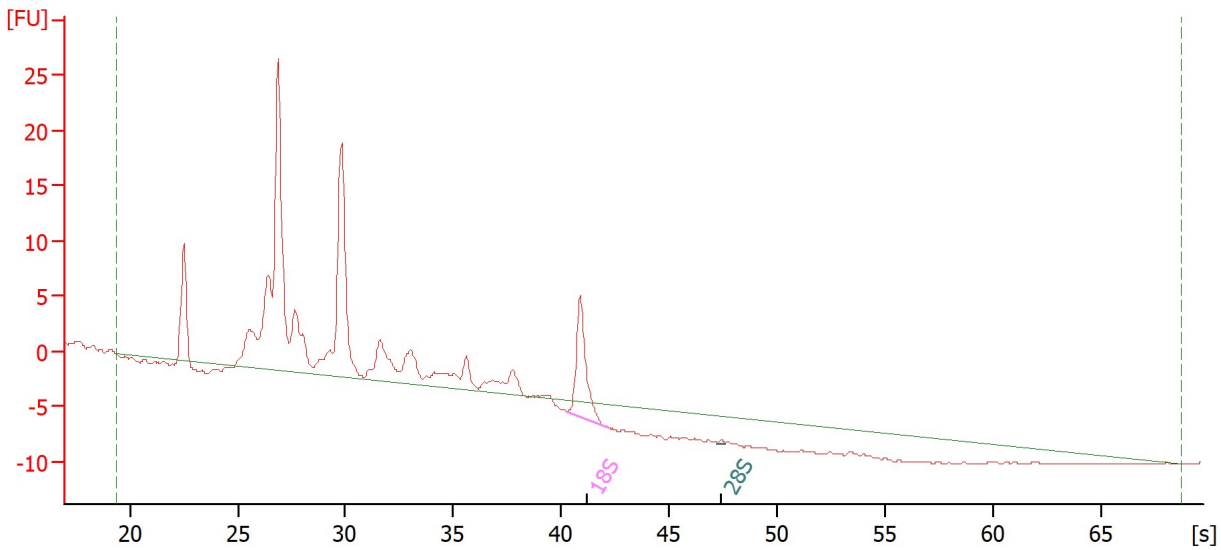
RNA Area:	1,662.7	Result Flagging Color:	
RNA Concentration:	150 ng/ μ l	Result Flagging Label:	All Other Samples

Assay Class: Eukaryote Total RNA Nano
Data Path: C:\...analyzer\2100 expert\data\2023-08-01\QC1566_6-13_FAILED.xad

Created: 8/1/2023 3:46:09 PM
Modified: 8/2/2023 9:27:37 AM

Electropherogram Summary Continued ...

QC1566-6 [TK_6_M8168]



Overall Results for sample 1 : **QC1566-6**

RNA Area:	145.4	RNA Integrity Number (RIN):	4.5 (B.02.10, Anomaly Threshold(s) manually adapted)
RNA Concentration:	13 ng/μl		
rRNA Ratio [28s / 18s]:	0.0	Result Flagging Color:	
		Result Flagging Label:	RIN: 4.50

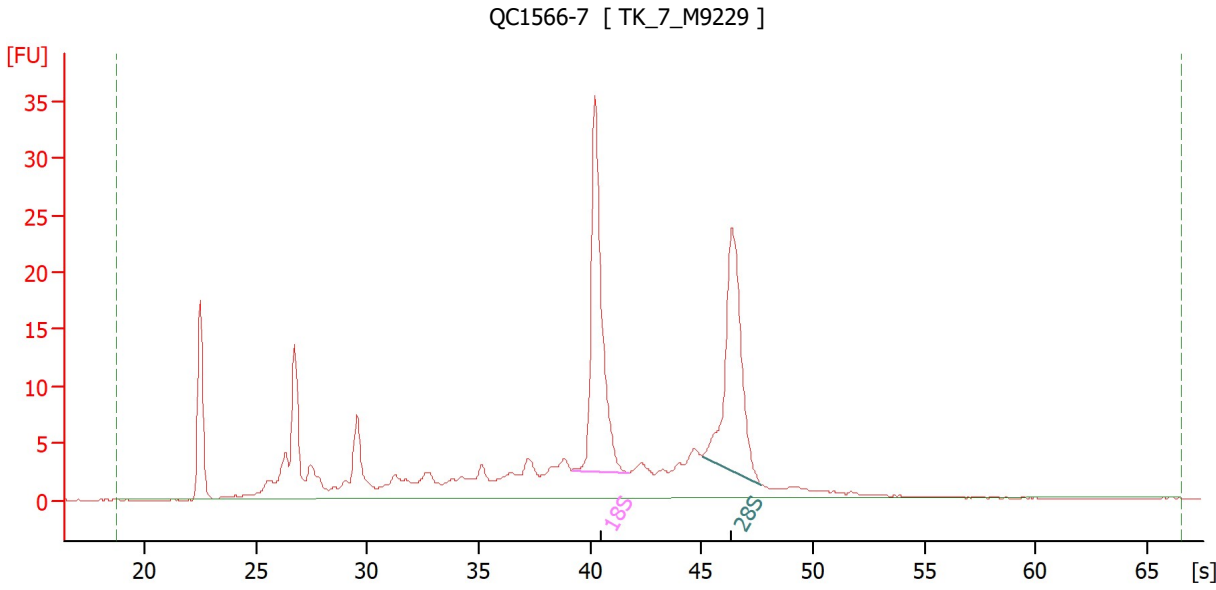
Fragment table for sample 1 : **QC1566-6**

Name	Start Size [nt]	End Size [nt]	Area	% of total Area
18S	2,511	3,271	14.0	9.6
28S	5,313	5,453	0.1	0.1

Assay Class: Eukaryote Total RNA Nano
Data Path: C:\...analyzer\2100 expert\data\2023-08-01\QC1566_6-13_FAILED.xad

Created: 8/1/2023 3:46:09 PM
Modified: 8/2/2023 9:27:37 AM

Electropherogram Summary Continued ...



Overall Results for sample 2 : QC1566-7

RNA Area: 245.5 RNA Integrity Number (RIN): 7.6 (B.02.10)
RNA Concentration: 22 ng/μl Result Flagging Color:
rRNA Ratio [28s / 18s]: 0.8 Result Flagging Label: RIN: 7.60

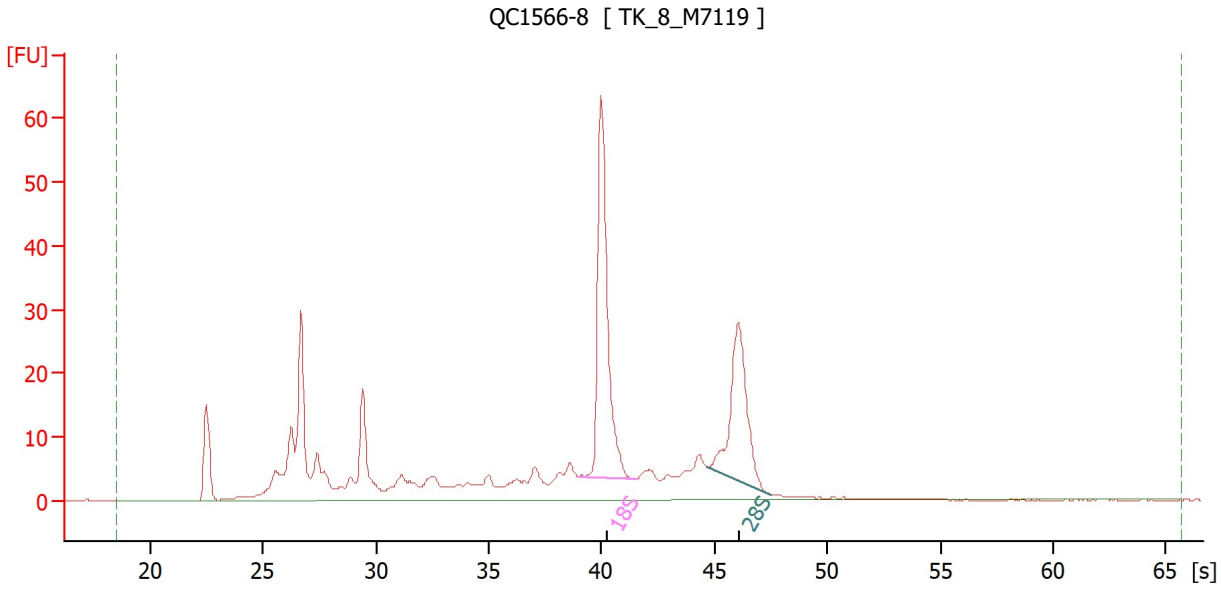
Fragment table for sample 2 : QC1566-7

Name	Start Size [nt]	End Size [nt]	Area	% of total Area
18S	2,087	3,095	44.9	18.3
28S	4,432	5,497	38.1	15.5

Assay Class: Eukaryote Total RNA Nano
Data Path: C:\...analyzer\2100 expert\data\2023-08-01\QC1566_6-13_FAILED.xad

Created: 8/1/2023 3:46:09 PM
Modified: 8/2/2023 9:27:37 AM

Electropherogram Summary Continued ...



Overall Results for sample 3 : QC1566-8

RNA Area: 388.6 RNA Integrity Number (RIN): 7.4 (B.02.10)
RNA Concentration: 35 ng/μl Result Flagging Color:
rRNA Ratio [28s / 18s]: 0.6 Result Flagging Label: RIN: 7.40

Fragment table for sample 3 : QC1566-8

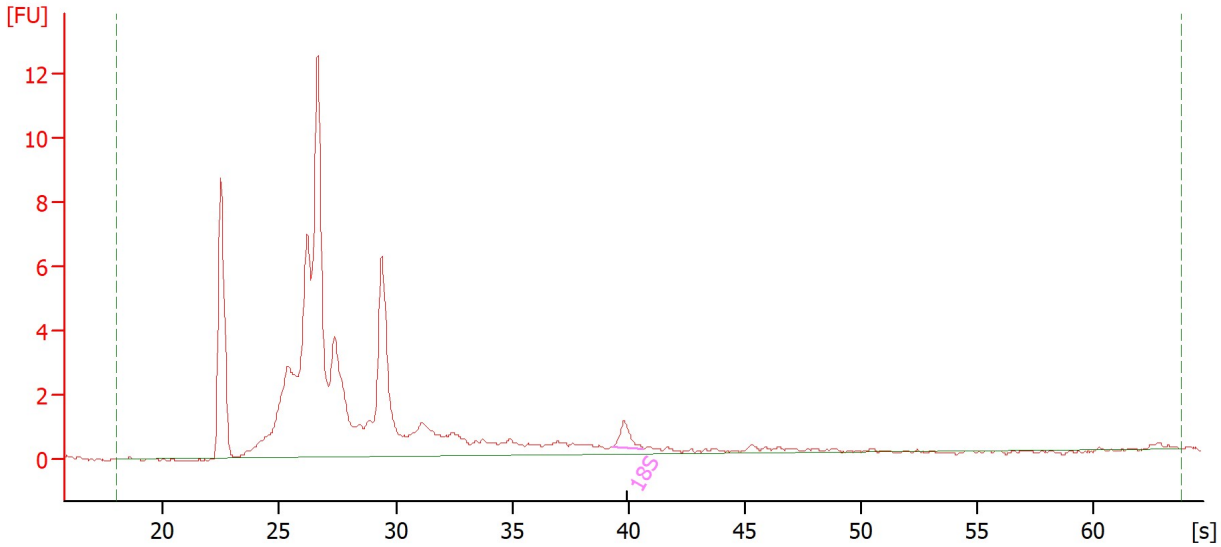
Name	Start Size [nt]	End Size [nt]	Area	% of total Area
18S	1,992	3,016	73.1	18.8
28S	4,278	5,426	44.6	11.5

Assay Class: Eukaryote Total RNA Nano
Data Path: C:\...analyzer\2100 expert\data\2023-08-01\QC1566_6-13_FAILED.xad

Created: 8/1/2023 3:46:09 PM
Modified: 8/2/2023 9:27:37 AM

Electropherogram Summary Continued ...

QC1566-9 [TK_9_M8156]



Overall Results for sample 4 : QC1566-9

RNA Area:	80.2	RNA Integrity Number (RIN):	N/A (B.02.10)
RNA Concentration:	7 ng/μl	Result Flagging Color:	
rRNA Ratio [28s / 18s]:	0.0	Result Flagging Label:	RIN N/A

Fragment table for sample 4 : QC1566-9

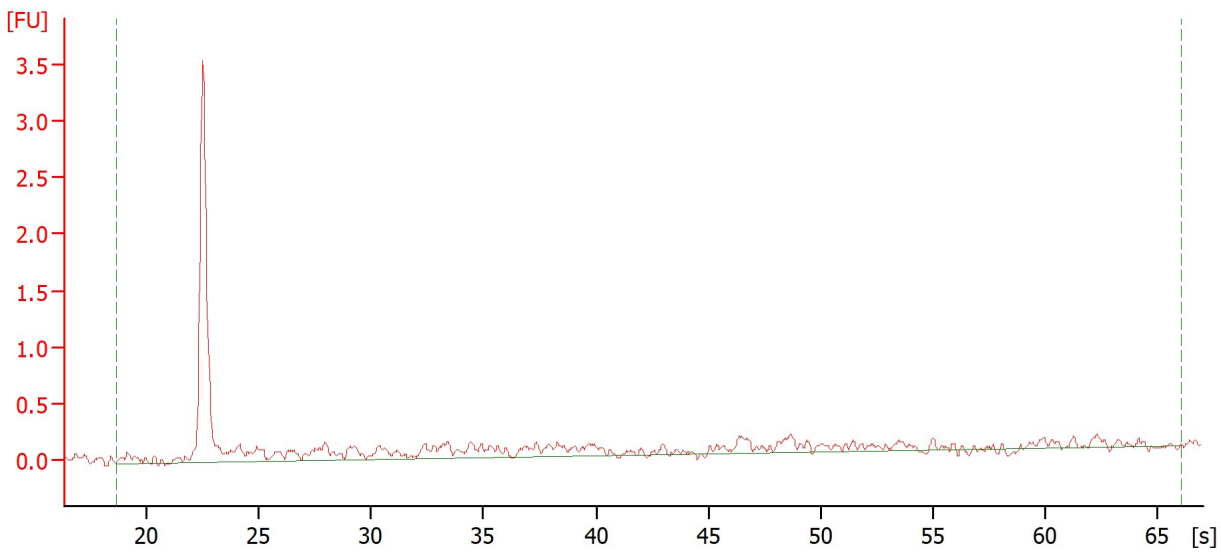
Name	Start Size [nt]	End Size [nt]	Area	% of total Area
18S	2,127	2,666	1.1	1.4

Assay Class: Eukaryote Total RNA Nano
Data Path: C:\...analyzer\2100 expert\data\2023-08-01\QC1566_6-13_FAILED.xad

Created: 8/1/2023 3:46:09 PM
Modified: 8/2/2023 9:27:37 AM

Electropherogram Summary Continued ...

QC1566-10 [TK_10_M8162]



Overall Results for sample 5 : QC1566-10

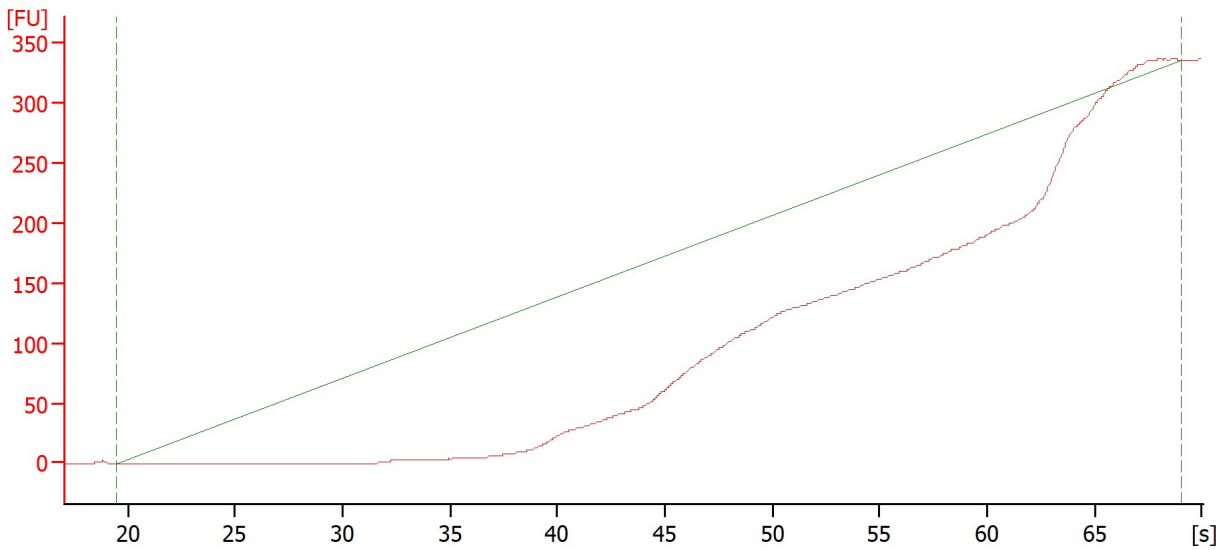
RNA Area:	6.5	RNA Integrity Number (RIN):	N/A (B.02.10)
RNA Concentration:	1 ng/μl	Result Flagging Color:	
rRNA Ratio [28s / 18s]:	0.0	Result Flagging Label:	RIN N/A

Assay Class: Eukaryote Total RNA Nano
Data Path: C:\...analyzer\2100 expert\data\2023-08-01\QC1566_6-13_FAILED.xad

Created: 8/1/2023 3:46:09 PM
Modified: 8/2/2023 9:27:37 AM

Electropherogram Summary Continued ...

QC1566-11 [TK_11_M9255]



Overall Results for sample 6 : QC1566-11

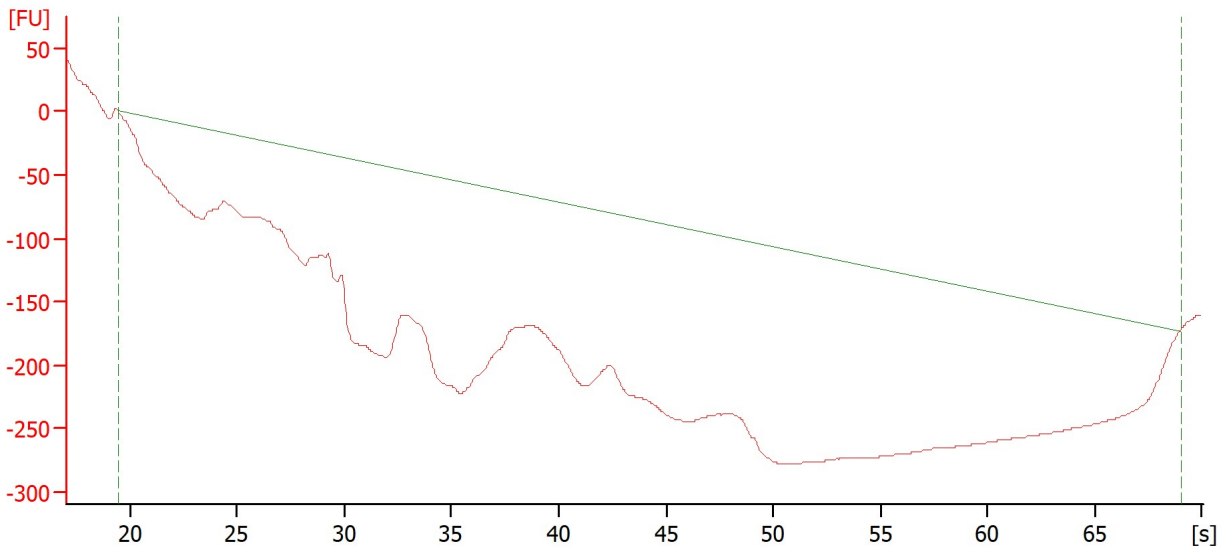
RNA Area:	27.8	RNA Integrity Number (RIN):	N/A (B.02.10)
RNA Concentration:	3 ng/μl	Result Flagging Color:	
rRNA Ratio [28s / 18s]:	0.0	Result Flagging Label:	RIN N/A

Assay Class: Eukaryote Total RNA Nano
Data Path: C:\...analyzer\2100 expert\data\2023-08-01\QC1566_6-13_FAILED.xad

Created: 8/1/2023 3:46:09 PM
Modified: 8/2/2023 9:27:37 AM

Electropherogram Summary Continued ...

QC1566-12 [TK_12_F7614]



Overall Results for sample 7 : QC1566-12

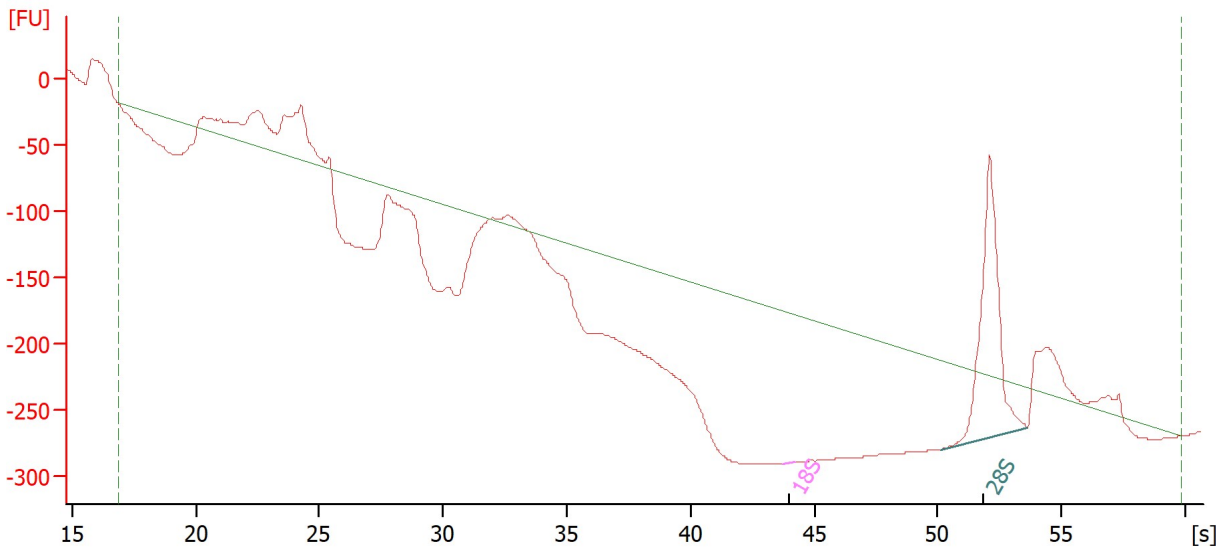
RNA Concentration:	0 ng/μl	Result Flagging Color:	
rRNA Ratio [28s / 18s]:	0.0	Result Flagging Label:	RIN N/A

Assay Class: Eukaryote Total RNA Nano
Data Path: C:\...analyzer\2100 expert\data\2023-08-01\QC1566_6-13_FAILED.xad

Created: 8/1/2023 3:46:09 PM
Modified: 8/2/2023 9:27:37 AM

Electropherogram Summary Continued ...

QC1566-13 [TK_13_F8186]



Overall Results for sample 8 : QC1566-13

RNA Area:	580.3	RNA Integrity Number (RIN):	N/A (B.02.10)
RNA Concentration:	52 ng/μl	Result Flagging Color:	
rRNA Ratio [28s / 18s]:	1,494.8	Result Flagging Label:	RIN N/A


Fragment table for sample 8 : QC1566-13

Name	Start Size [nt]	End Size [nt]	Area	% of total Area
18S	3,907	4,098	0.2	0.0
28S	6,487	7,881	327.4	56.4

Assay Class: Eukaryote Total RNA Nano
Data Path: C:\...analyzer\2100 expert\data\2023-08-01\QC1566_6-13_FAILED.xad

Created: 8/1/2023 3:46:09 PM
Modified: 8/2/2023 9:27:37 AM

Gel Image

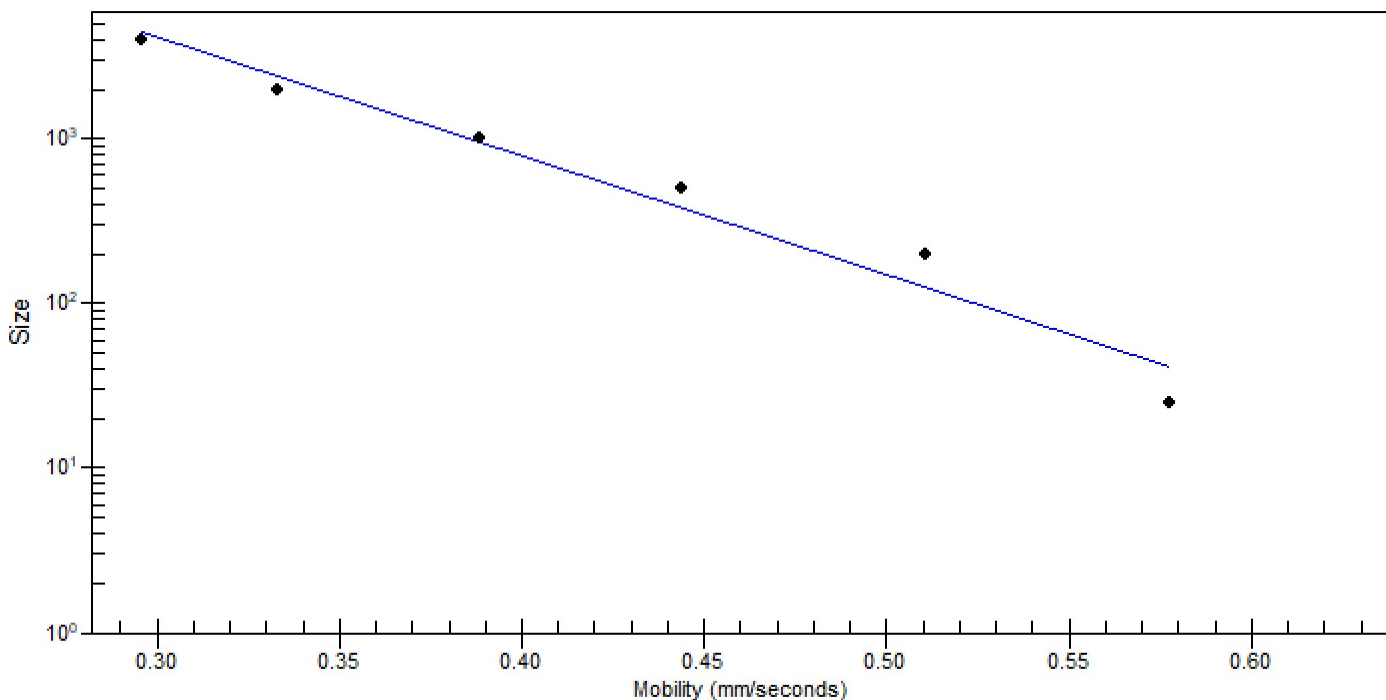


Assay Class: Eukaryote Total RNA Nano
Data Path: C:\...analyzer\2100 expert\data\2023-08-01\QC1566_6-13_FAILED.xad

Created: 8/1/2023 3:46:09 PM
Modified: 8/2/2023 9:27:37 AM

Curves

Standard Curve



Assay Class: Eukaryote Total RNA Nano Created: 8/1/2023 3:46:09 PM
 Data Path: C:\...analyzer\2100 expert\data\2023-08-01\QC1566_6-13_FAILED.xad Modified: 8/2/2023 9:27:37 AM

Run Logbook

Description	Number	Source	Category	Sub Category	Time	Time Zone	User	Host
Run ended on port 1 (Number of wells acquired: 13)		Instrument	Run		8/1/2023 4:10:00 PM	(GMT --07:00) Pacific Standard Time	sbsuser	DESKTOP-4UNV VOB
Run started on port 1 (File: C:\Program Files (x86)\Agilent\2100 bioanalyzer\2100 expert\data\2023-08-01\Bioanalyzer1_Eukaryote Total RNA Nano_DE34903152_2023-08-01_001.xad)		Instrument	Run		8/1/2023 3:46:15 PM	(GMT --07:00) Pacific Standard Time	sbsuser	DESKTOP-4UNV VOB
Product Number : G2938C		Instrument	Run		8/1/2023 3:46:15 PM	(GMT --07:00) Pacific Standard Time	sbsuser	DESKTOP-4UNV VOB
Name :		Instrument	Run		8/1/2023 3:46:15 PM	(GMT --07:00) Pacific Standard Time	sbsuser	DESKTOP-4UNV VOB
Vendor : Agilent Technologies		Instrument	Run		8/1/2023 3:46:15 PM	(GMT --07:00) Pacific Standard Time	sbsuser	DESKTOP-4UNV VOB
Serial# : DE34903152		Instrument	Run		8/1/2023 3:46:15 PM	(GMT --07:00) Pacific Standard Time	sbsuser	DESKTOP-4UNV VOB
Firmware : C.01.069		Instrument	Run		8/1/2023 3:46:15 PM	(GMT --07:00) Pacific Standard Time	sbsuser	DESKTOP-4UNV VOB
Cartridge : Electrode		Instrument	Run		8/1/2023 3:46:15 PM	(GMT --07:00) Pacific Standard Time	sbsuser	DESKTOP-4UNV VOB