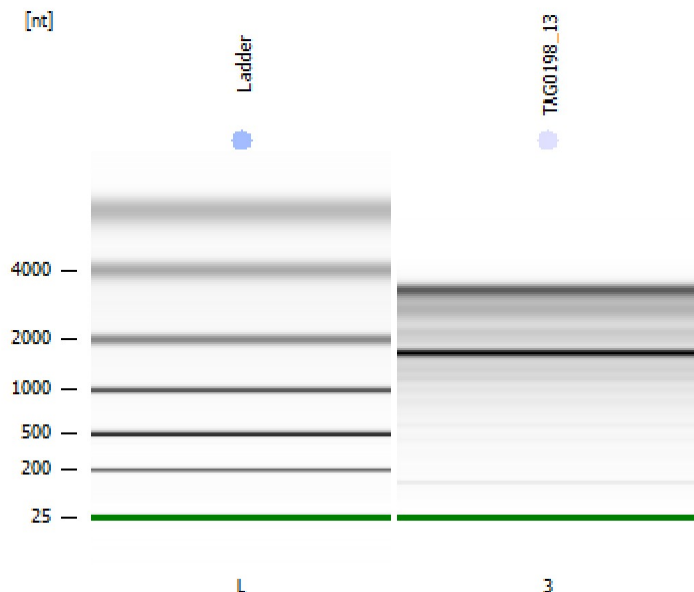


Assay Class: Eukaryote Total RNA Pico  
 Data Path: C:\...r\Desktop\2023-02-27\RNAQC\_BioA\_TAG0198\_13\_Wang\_Bleeker.xad

Created: 2/27/2023 3:18:56 PM  
 Modified: 3/1/2023 3:22:31 PM

**Electrophoresis File Run Summary**



Instrument Information:

Instrument Name: DE34903152      Firmware: C.01.069  
 Serial#: DE34903152      Type: G2938C

Assay Information:

Assay Origin Path: C:\Program Files (x86)\Agilent\2100 bioanalyzer\2100 expert\assays\RNA\Eukaryote Total RNA Pico Series II.xsy

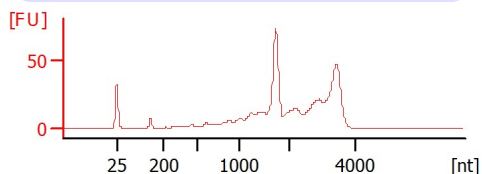
Assay Class: Eukaryote Total RNA Pico  
 Version: 2.6  
 Assay Comments: Total RNA Analysis pg sensitivity (Eukaryote)

© Copyright 2003 - 2009 Agilent Technologies, Inc.

Chip Information:

Chip Lot #:  
 Reagent Kit Lot #:  
 Chip Comments:

**TAG0198\_13**  
 RIN: 8.40



Assay Class: Eukaryote Total RNA Pico  
 Data Path: C:\...r\Desktop\2023-02-27\RNAQC\_BioA\_TAG0198\_13\_Wang\_Bleeker.xad

Created: 2/27/2023 3:18:56 PM  
 Modified: 3/1/2023 3:22:31 PM

**Electrophoresis File Run Summary (Chip Summary)**

Sample Name	Sample Comment	Status	Result Label	Result Color
TAG0198_13		✓	RIN: 8.40	
Ladder		✓	All Other Samples	

**Chip Lot #** **Reagent Kit Lot #**

**Chip Comments :**

Assay Class: Eukaryote Total RNA Pico  
Data Path: C:\...r\Desktop\2023-02-27\RNAQC\_BioA\_TAG0198\_13\_Wang\_Bleeker.xad

Created: 2/27/2023 3:18:56 PM  
Modified: 3/1/2023 3:22:31 PM

## Electrophoresis Assay Details

### General Analysis Settings

Number of Available Sample and Ladder Wells (Max.) : 12  
Minimum Visible Range [s] : 17  
Maximum Visible Range [s] : 70  
Start Analysis Time Range [s] : 18  
End Analysis Time Range [s] : 69  
Ladder Concentration [pg/ $\mu$ l] : 1000  
Lower Marker Concentration [pg/ $\mu$ l] : 0  
Upper Marker Concentration [pg/ $\mu$ l] : 0  
Used Lower Marker for Quantitation  
Standard Curve Fit is Logarithmic  
Show Data Aligned to Lower Marker

### Integrator Settings

Integration Start Time [s] : 18  
Integration End Time [s] : 69  
Slope Threshold : 0.6  
Height Threshold [FU] : 0.5  
Area Threshold : 0.2  
Width Threshold [s] : 0.3  
Baseline Plateau [s] : 6

### Filter Settings

Filter Width [s] : 0.5  
Polynomial Order : 4

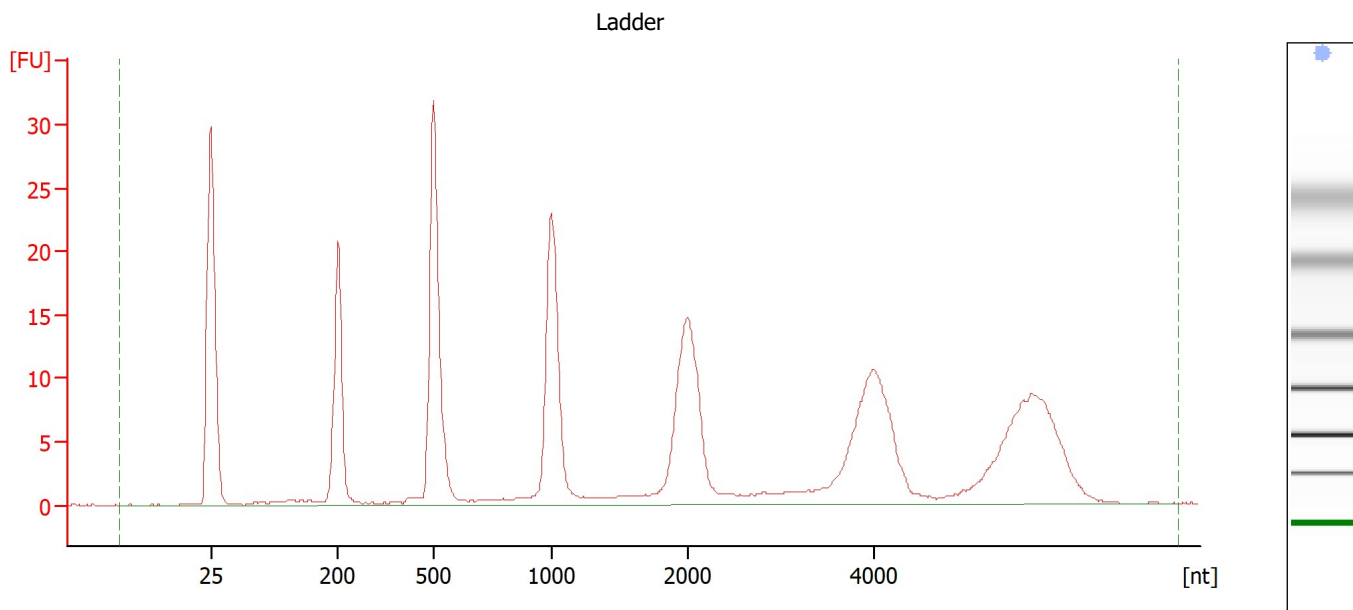
### Ladder

Ladder Peak	Size
1	25
2	200
3	500
4	1000
5	2000
6	4000

Assay Class: Eukaryote Total RNA Pico  
 Data Path: C:\...r\Desktop\2023-02-27\RNAQC\_BioA\_TAG0198\_13\_Wang\_Bleeker.xad

Created: 2/27/2023 3:18:56 PM  
 Modified: 3/1/2023 3:22:31 PM

**Electropherogram Summary**



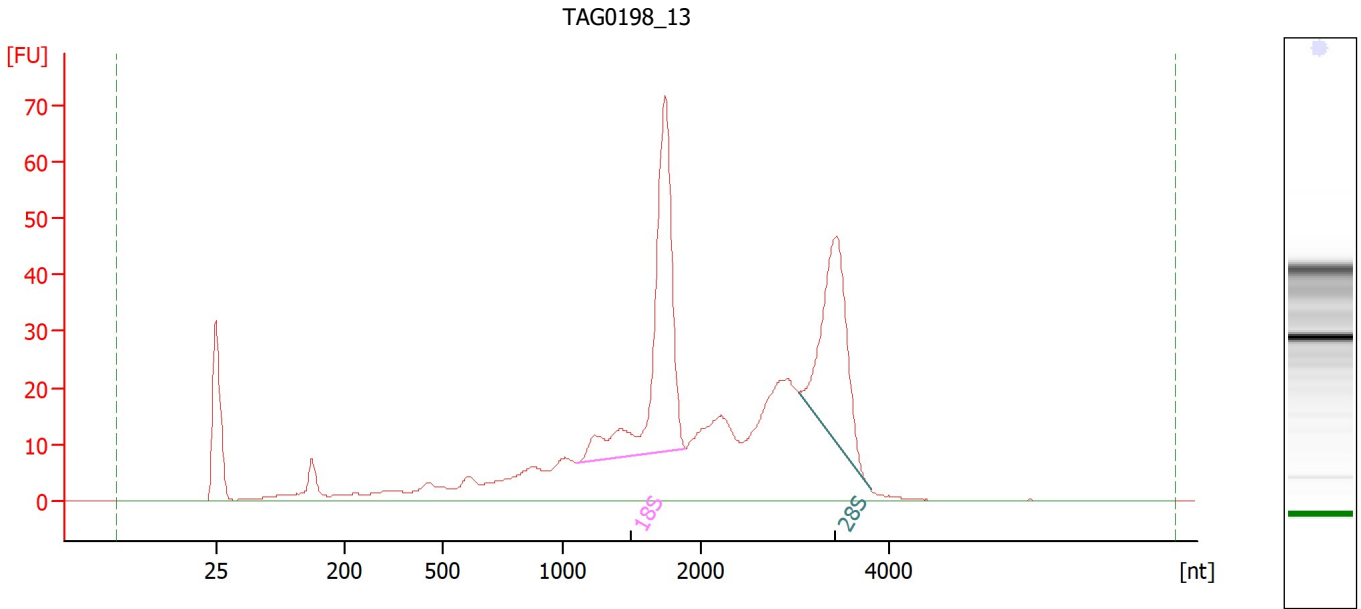
**Overall Results for Ladder**

RNA Area:	268.8	Result Flagging Color:	<span style="background-color: #add8e6; border: 1px solid black; display: inline-block; width: 20px; height: 10px;"></span>
RNA Concentration:	1,000 pg/μl	Result Flagging Label:	All Other Samples

Assay Class: Eukaryote Total RNA Pico  
 Data Path: C:\...r\Desktop\2023-02-27\RNAQC\_BioA\_TAG0198\_13\_Wang\_Bleeker.xad

Created: 2/27/2023 3:18:56 PM  
 Modified: 3/1/2023 3:22:31 PM

**Electropherogram Summary Continued ...**



**Overall Results for sample 3 : TAG0198\_13**

RNA Area:	675.1	RNA Integrity Number (RIN):	8.4 (B.02.10, Anomaly Threshold(s) manually adapted)
RNA Concentration:	2,511 pg/μl	Result Flagging Color:	<span style="background-color: #ccccff; border: 1px solid black; display: inline-block; width: 20px; height: 10px;"></span>
rRNA Ratio [28s / 18s]:	0.7	Result Flagging Label:	RIN: 8.40

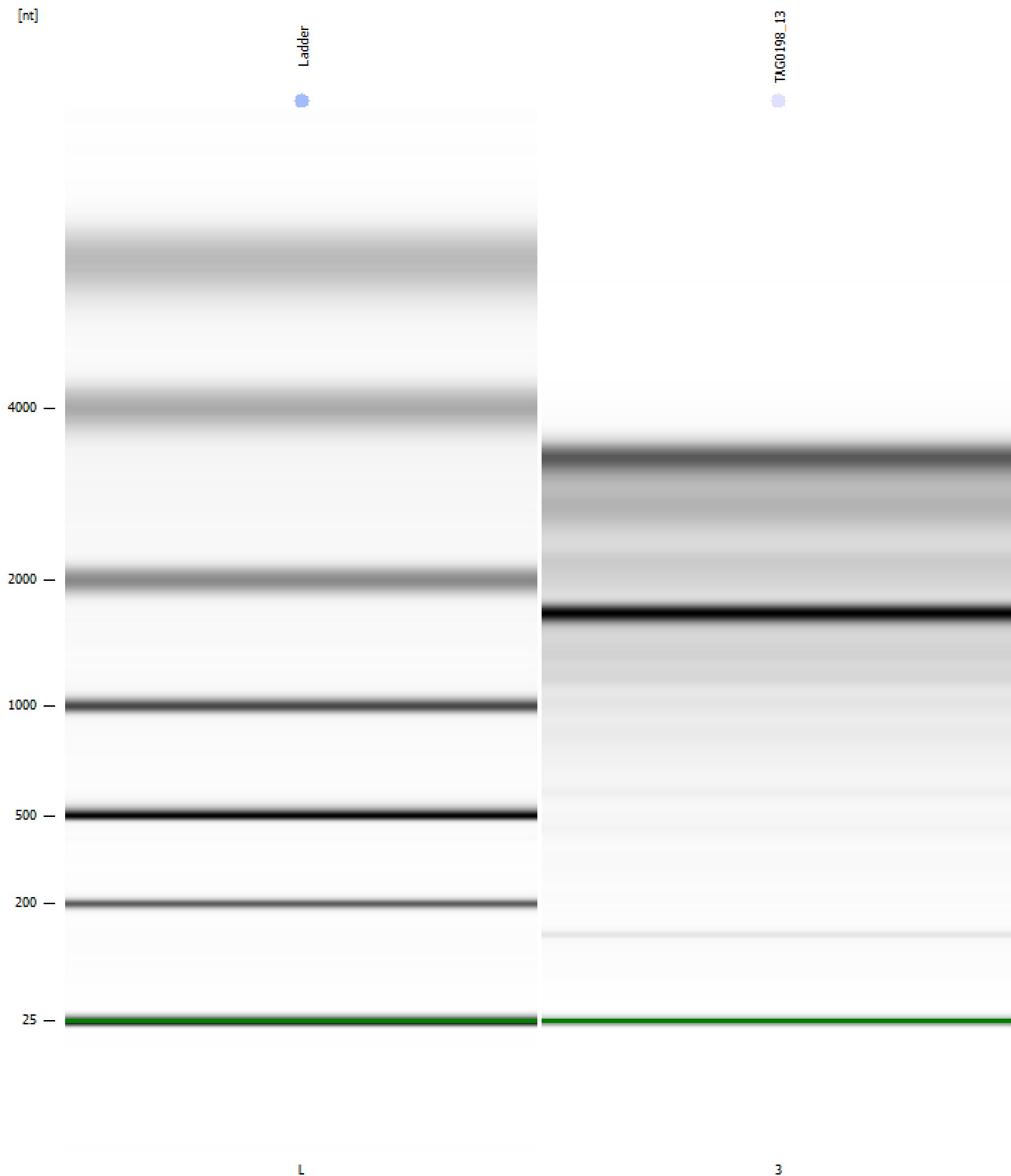
**Fragment table for sample 3 : TAG0198\_13**

Name	Start Size [nt]	End Size [nt]	Area	% of total Area
18S	1,105	1,887	139.1	20.6
28S	3,045	3,791	91.1	13.5

Assay Class: Eukaryote Total RNA Pico  
Data Path: C:\...r\Desktop\2023-02-27\RNAQC\_BioA\_TAG0198\_13\_Wang\_Bleeker.xad

Created: 2/27/2023 3:18:56 PM  
Modified: 3/1/2023 3:22:31 PM

**Gel Image**



Assay Class: Eukaryote Total RNA Pico  
 Data Path: C:\...r\Desktop\2023-02-27\RNAQC\_BioA\_TAG0198\_13\_Wang\_Bleeker.xad

Created: 2/27/2023 3:18:56 PM  
 Modified: 3/1/2023 3:22:31 PM

**Run Logbook**

Description	Number	Source	Category	Sub Category	Time	Time Zone	User	Host
Run ended on port 1 (Number of wells acquired: 7)		Instrument	Run		2/27/2023 3:34:41 PM	(GMT --08:00) Pacific Standard Time	sbsuser	DESKTOP-4UNV VOB
Run started on port 1 (File: C:\Users\sbsuser\Desktop\2023-02-27\Bioanalyzer1_Eukaryote Total RNA Pico_2023-02-27_001.xad)		Instrument	Run		2/27/2023 3:19:03 PM	(GMT --08:00) Pacific Standard Time	sbsuser	DESKTOP-4UNV VOB
Product Number : G2938C		Instrument	Run		2/27/2023 3:19:03 PM	(GMT --08:00) Pacific Standard Time	sbsuser	DESKTOP-4UNV VOB
Name :		Instrument	Run		2/27/2023 3:19:03 PM	(GMT --08:00) Pacific Standard Time	sbsuser	DESKTOP-4UNV VOB
Vendor : Agilent Technologies		Instrument	Run		2/27/2023 3:19:03 PM	(GMT --08:00) Pacific Standard Time	sbsuser	DESKTOP-4UNV VOB
Serial# : DE34903152		Instrument	Run		2/27/2023 3:19:03 PM	(GMT --08:00) Pacific Standard Time	sbsuser	DESKTOP-4UNV VOB
Firmware : C.01.069		Instrument	Run		2/27/2023 3:19:03 PM	(GMT --08:00) Pacific Standard Time	sbsuser	DESKTOP-4UNV VOB
Cartridge : Electrode		Instrument	Run		2/27/2023 3:19:03 PM	(GMT --08:00) Pacific Standard Time	sbsuser	DESKTOP-4UNV VOB