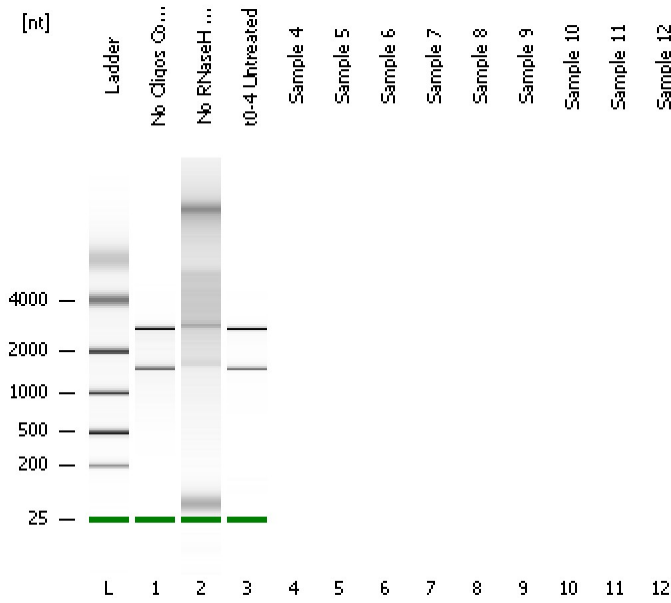


Assay Class: Prokaryote Total RNA Nano
Data Path: C:\...ents and Settings\Bioanalyzer\2015-02-18\2015-02-18_001.xad

Created: 2/18/2015 1:27:00 PM
Modified: 2/18/2015 1:41:59 PM

Electrophoresis File Run Summary



Instrument Information:

Instrument Name: DE13701086 Firmware: C.01.069
Serial#: DE13701086 Type: G2938B

Assay Information:

Assay Origin Path: C:\Program Files\Agilent\2100 bioanalyzer\2100 expert\assays\RNA\Prokaryote Total RNA Nano Series II.xsy

Assay Class: Prokaryote Total RNA Nano

Version: 2.5

Assay Comments: Total RNA Analysis ng sensitivity (Prokaryote)

© Copyright 2003 - 2009 Agilent Technologies, Inc.

Chip Information:

Chip Lot #:

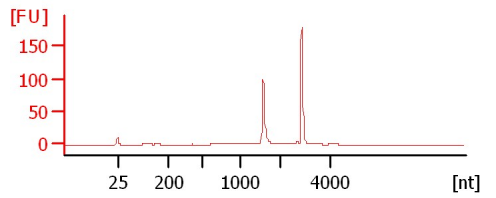
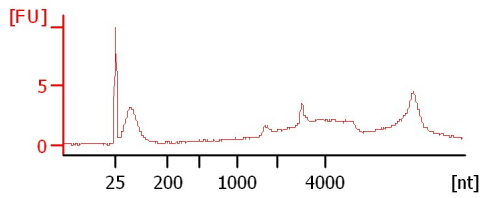
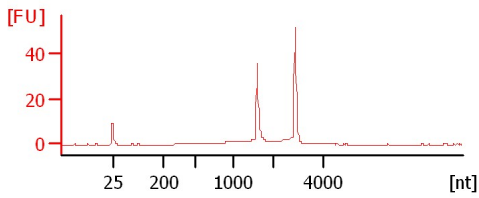
Reagent Kit Lot #:

Chip Comments:

No Oligos Control (Mock)

No RNaseH Control (Mock)

t0-4 Untreated



Assay Class: Prokaryote Total RNA Nano
Data Path: C:\...ents and Settings\Bioanalyzer\2015-02-18\2015-02-18_001.xad

Created: 2/18/2015 1:27:00 PM
Modified: 2/18/2015 1:41:59 PM

Electrophoresis File Run Summary (Chip Summary)

Sample Name	Sample Comment	Status	Result Label	Result Color
No Oligos Control (Mock)		✓		
No RNaseH Control (Mock)		✓		
t0-4 Untreated		✓		
Sample 4				
Sample 5				
Sample 6				
Sample 7				
Sample 8				
Sample 9				
Sample 10				
Sample 11				
Sample 12				
Ladder		✓		

Chip Lot #**Reagent Kit Lot #****Chip Comments :**

Assay Class: Prokaryote Total RNA Nano
Data Path: C:\...ents and Settings\Bioanalyzer\2015-02-18\2015-02-18_001.xad

Created: 2/18/2015 1:27:00 PM
Modified: 2/18/2015 1:41:59 PM

Electrophoresis Assay Details

General Analysis Settings

Number of Available Sample and Ladder Wells (Max.) : 13
Minimum Visible Range [s] : 17
Maximum Visible Range [s] : 70
Start Analysis Time Range [s] : 19
End Analysis Time Range [s] : 69
Ladder Concentration [ng/μl] : 150
Lower Marker Concentration [ng/μl] : 0
Upper Marker Concentration [ng/μl] : 0
Used Lower Marker for Quantitation
Standard Curve Fit is Logarithmic
Show Data Aligned to Lower Marker

Integrator Settings

Integration Start Time [s] : 19
Integration End Time [s] : 69
Slope Threshold : 0.6
Height Threshold [FU] : 0.5
Area Threshold : 0.2
Width Threshold [s] : 0.5
Baseline Plateau [s] : 6

Filter Settings

Filter Width [s] : 0.5
Polynomial Order : 4

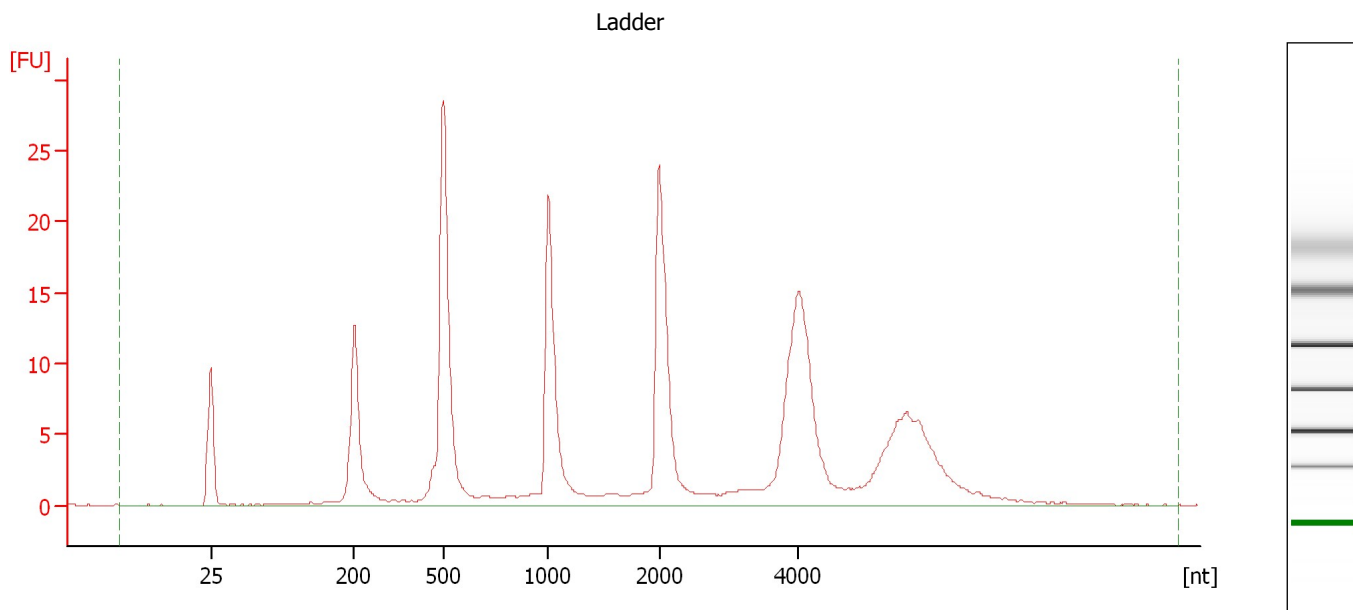
Ladder

Ladder Peak	Size
1	25
2	200
3	500
4	1000
5	2000
6	4000

Assay Class: Prokaryote Total RNA Nano
Data Path: C:\...ents and Settings\Bioanalyzer\2015-02-18\2015-02-18_001.xad

Created: 2/18/2015 1:27:00 PM
Modified: 2/18/2015 1:41:59 PM

Electropherogram Summary



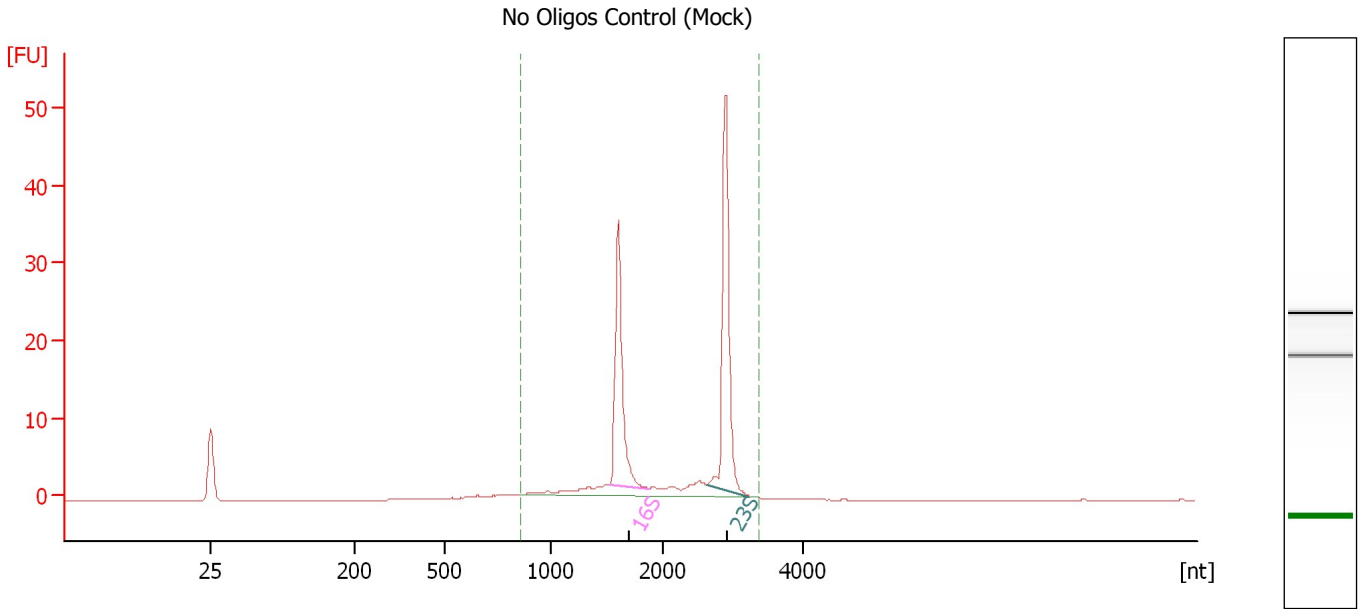
Overall Results for Ladder

RNA Area: 230.5 RNA Concentration: 150 ng/μl

Assay Class: Prokaryote Total RNA Nano
Data Path: C:\...ents and Settings\Bioanalyzer\2015-02-18\2015-02-18_001.xad

Created: 2/18/2015 1:27:00 PM
Modified: 2/18/2015 1:41:59 PM

Electropherogram Summary Continued ...



Overall Results for sample 1 : No Oligos Control (Mock)

RNA Area: 78.7 rRNA Ratio [23s / 16s]: 1.2
RNA Concentration: 51 ng/μl RNA Integrity Number (RIN): 8.9 (B.02.08)

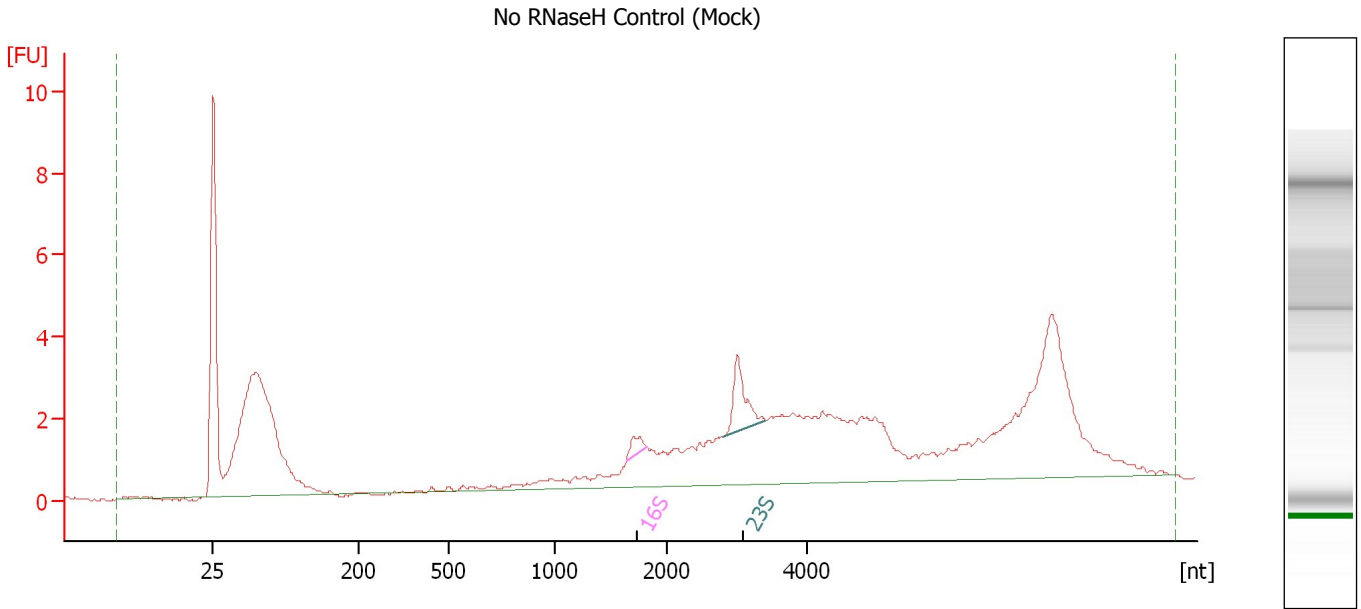
Fragment table for sample 1 : No Oligos Control (Mock)

Name	Start Size [nt]	End Size [nt]	Area	% of total Area
16S	1,535	1,869	29.5	37.5
23S	2,632	3,243	35.6	45.2

Assay Class: Prokaryote Total RNA Nano
Data Path: C:\...ents and Settings\Bioanalyzer\2015-02-18\2015-02-18_001.xad

Created: 2/18/2015 1:27:00 PM
Modified: 2/18/2015 1:41:59 PM

Electropherogram Summary Continued ...



Overall Results for sample 2 : No RNaseH Control (Mock)

RNA Area: 84.8 rRNA Ratio [23s / 16s]: 3.7
RNA Concentration: 55 ng/µl RNA Integrity Number (RIN): 2.8 (B.02.08)

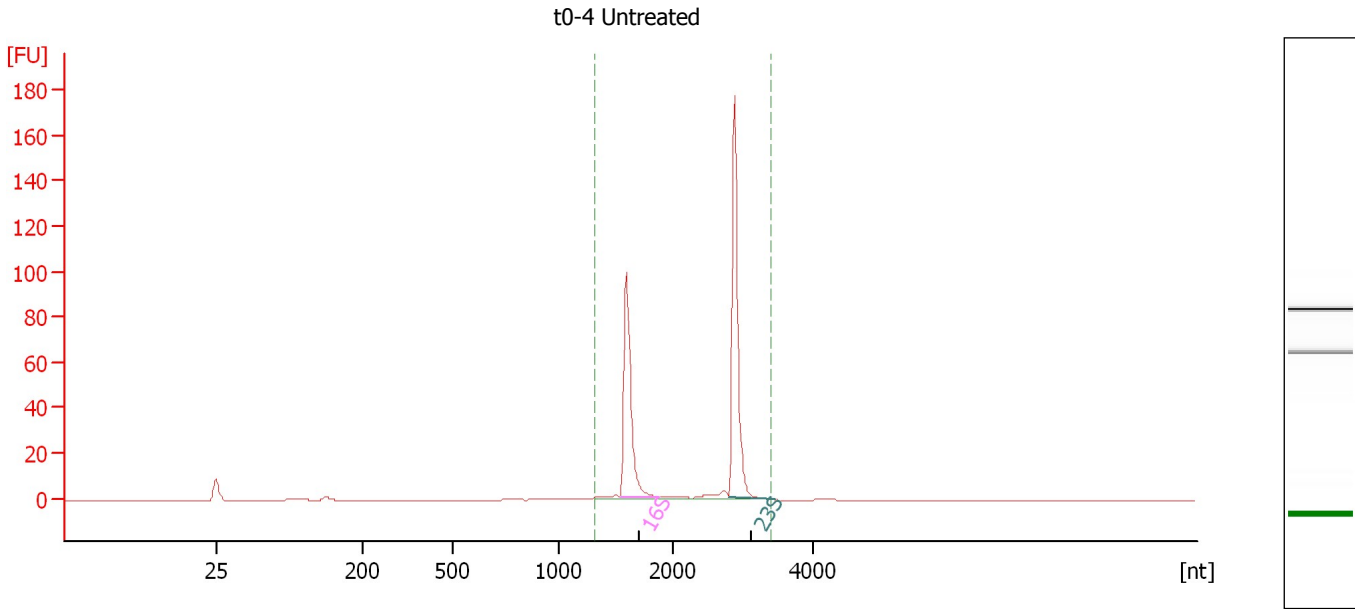
Fragment table for sample 2 : No RNaseH Control (Mock)

Name	Start Size [nt]	End Size [nt]	Area	% of total Area
16S	1,643	1,824	0.6	0.8
23S	2,800	3,409	2.4	2.8

Assay Class: Prokaryote Total RNA Nano
Data Path: C:\...ents and Settings\Bioanalyzer\2015-02-18\2015-02-18_001.xad

Created: 2/18/2015 1:27:00 PM
Modified: 2/18/2015 1:41:59 PM

Electropherogram Summary Continued ...



Overall Results for sample 3 : t0-4 Untreated

RNA Area: 201.5 rRNA Ratio [23s / 16s]: 1.4
RNA Concentration: 131 ng/μl RNA Integrity Number (RIN): 9.9 (B.02.08)

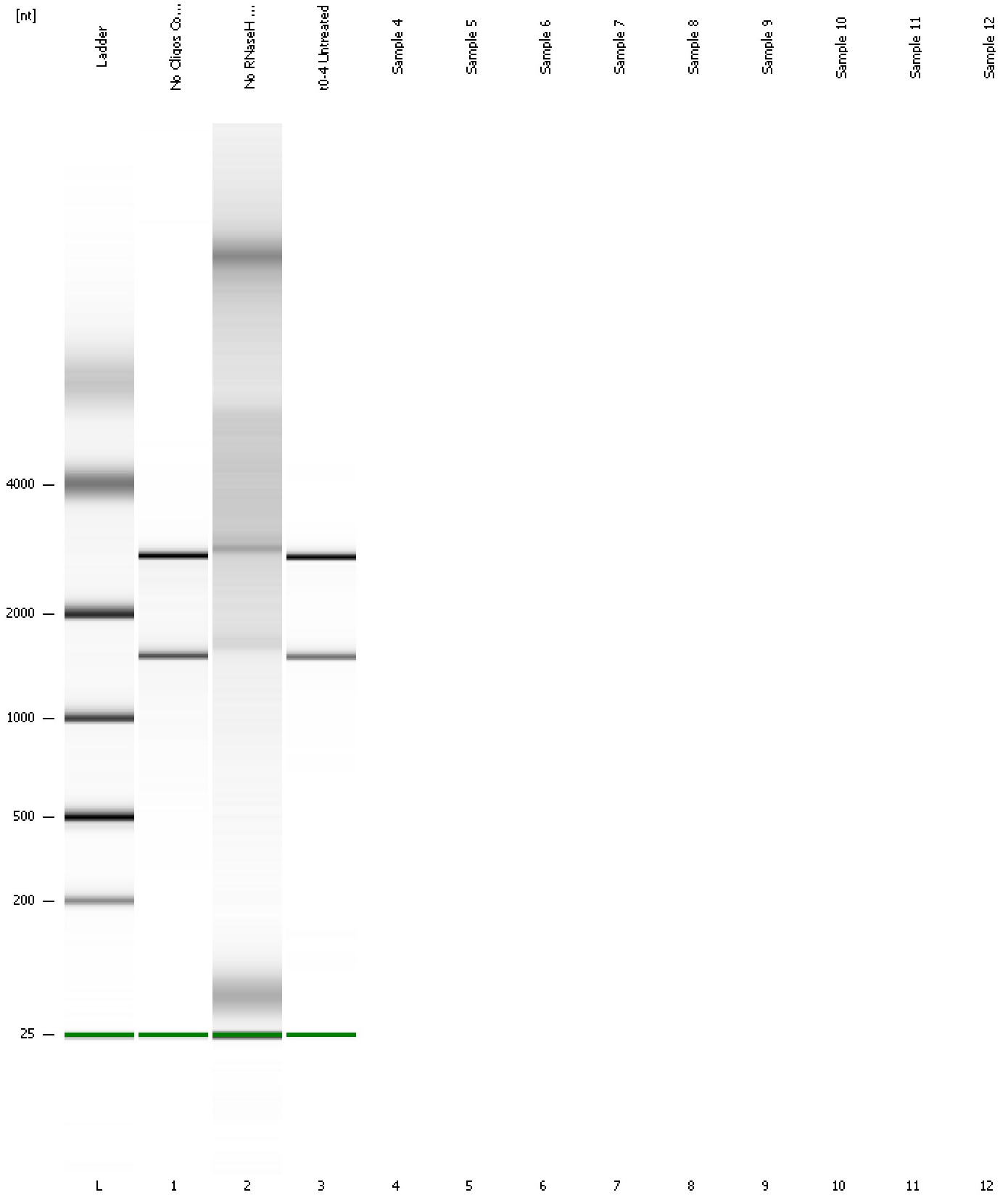
Fragment table for sample 3 : t0-4 Untreated

Name	Start Size [nt]	End Size [nt]	Area	% of total Area
16S	1,535	1,885	83.1	41.2
23S	2,785	3,436	115.0	57.1

Assay Class: Prokaryote Total RNA Nano
Data Path: C:\...ents and Settings\Bioanalyzer\2015-02-18\2015-02-18_001.xad

Created: 2/18/2015 1:27:00 PM
Modified: 2/18/2015 1:41:59 PM

Gel Image



Assay Class: Prokaryote Total RNA Nano
Data Path: C:\...ents and Settings\Bioanalyzer\2015-02-18\2015-02-18_001.xad

Created: 2/18/2015 1:27:00 PM
Modified: 2/18/2015 1:41:59 PM

Invalid Samples

Sample 4 has not been run, no results available.

Sample 5 has not been run, no results available.

Sample 6 has not been run, no results available.

Sample 7 has not been run, no results available.

Sample 8 has not been run, no results available.

Sample 9 has not been run, no results available.

Sample 10 has not been run, no results available.

Sample 11 has not been run, no results available.

Sample 12 has not been run, no results available.

Assay Class: Prokaryote Total RNA Nano Created: 2/18/2015 1:27:00 PM
 Data Path: C:\...ents and Settings\Bioanalyzer\2015-02-18\2015-02-18_001.xad Modified: 2/18/2015 1:41:59 PM

Run Logbook

Description	Number	Source	Category	Sub Category	Time	Time Zone	User	Host
Run ended on port 1 (Number of wells acquired: 4)		Instrument	Run		2/18/2015 1:38:30 PM	(GMT --08:00) Pacific Standard Time	UC Davis	D8XSMGH1
Run started on port 1 (File: C:\Documents and Settings\Bioanalyzer\2015-02-18\2015-02-18_001.xad)		Instrument	Run		2/18/2015 1:27:06 PM	(GMT --08:00) Pacific Standard Time	UC Davis	D8XSMGH1
Product Number : G2938B		Instrument	Run		2/18/2015 1:27:06 PM	(GMT --08:00) Pacific Standard Time	UC Davis	D8XSMGH1
Name :		Instrument	Run		2/18/2015 1:27:06 PM	(GMT --08:00) Pacific Standard Time	UC Davis	D8XSMGH1
Vendor : Agilent Technologies		Instrument	Run		2/18/2015 1:27:06 PM	(GMT --08:00) Pacific Standard Time	UC Davis	D8XSMGH1
Serial# : DE13701086		Instrument	Run		2/18/2015 1:27:06 PM	(GMT --08:00) Pacific Standard Time	UC Davis	D8XSMGH1
Firmware : C.01.069		Instrument	Run		2/18/2015 1:27:06 PM	(GMT --08:00) Pacific Standard Time	UC Davis	D8XSMGH1
Cartridge : Electrode		Instrument	Run		2/18/2015 1:27:06 PM	(GMT --08:00) Pacific Standard Time	UC Davis	D8XSMGH1