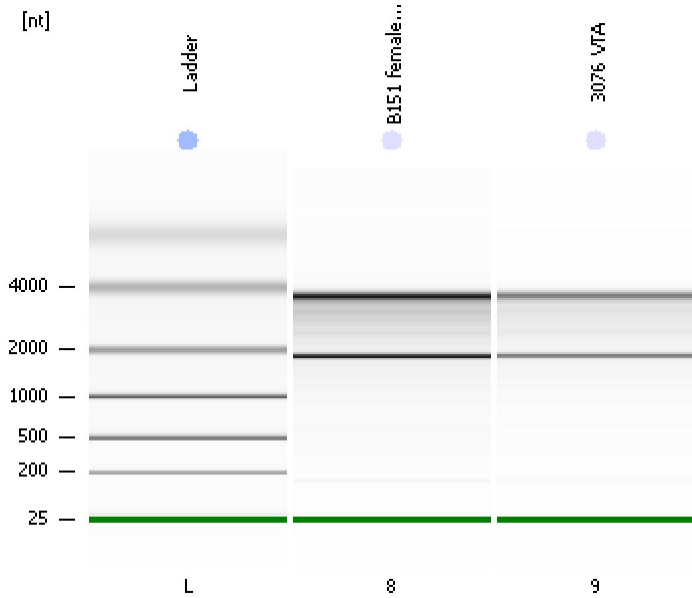


Assay Class: Eukaryote Total RNA Pico
Data Path: C:\...ioanalyzer\2015-11-24\2015-11-24_001_HiSeq234_RNAQC_6-7.xad

Created: 11/24/2015 10:05:51 AM
Modified: 11/24/2015 10:34:08 AM

Electrophoresis File Run Summary



Instrument Information:

Instrument Name: DE13701086 Firmware: C.01.069
Serial#: DE13701086 Type: G2938B

Assay Information:

Assay Origin Path: C:\Program Files\Agilent\2100 bioanalyzer\2100 expert\assays\RNA\Eukaryote Total RNA Pico Series II.xsy

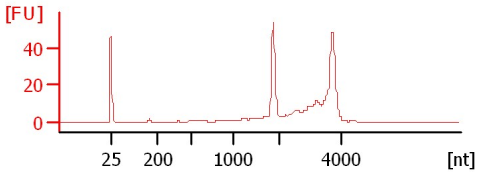
Assay Class: Eukaryote Total RNA Pico
Version: 2.6
Assay Comments: Total RNA Analysis pg sensitivity (Eukaryote)

© Copyright 2003 - 2009 Agilent Technologies, Inc.

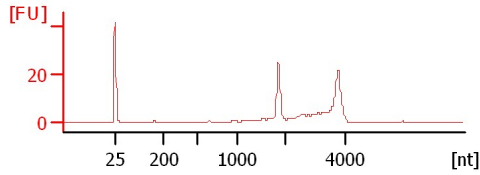
Chip Information:

Chip Lot #:
Reagent Kit Lot #:
Chip Comments:

B151 female VTA
MiSeq 234
RIN: 9.10



3076 VTA
MiSeq 234
RIN: 9.10



Assay Class: Eukaryote Total RNA Pico
 Data Path: C:\...ioanalyzer\2015-11-24\2015-11-24_001_HiSeq234_RNAQC_6-7.xad

Created: 11/24/2015 10:05:51 AM
 Modified: 11/24/2015 10:34:08 AM

Electrophoresis File Run Summary (Chip Summary)

Sample Name	Sample Comment	Status	Result Label	Result Color
B151 female VTA	MiSeq 234	✓	RIN: 9.10	
3076 VTA	MiSeq 234	✓	RIN: 9.10	
Ladder		✓	All Other Samples	

Chip Lot # **Reagent Kit Lot #**

Chip Comments :

Assay Class: Eukaryote Total RNA Pico
Data Path: C:\...ioanalyzer\2015-11-24\2015-11-24_001_HiSeq234_RNAQC_6-7.xad

Created: 11/24/2015 10:05:51 AM
Modified: 11/24/2015 10:34:08 AM

Electrophoresis Assay Details

General Analysis Settings

Number of Available Sample and Ladder Wells (Max.) : 12
Minimum Visible Range [s] : 17
Maximum Visible Range [s] : 70
Start Analysis Time Range [s] : 18
End Analysis Time Range [s] : 69
Ladder Concentration [pg/ μ l] : 1000
Lower Marker Concentration [pg/ μ l] : 0
Upper Marker Concentration [pg/ μ l] : 0
Used Lower Marker for Quantitation
Standard Curve Fit is Logarithmic
Show Data Aligned to Lower Marker

Integrator Settings

Integration Start Time [s] : 18
Integration End Time [s] : 69
Slope Threshold : 0.6
Height Threshold [FU] : 0.5
Area Threshold : 0.2
Width Threshold [s] : 0.3
Baseline Plateau [s] : 6

Filter Settings

Filter Width [s] : 0.5
Polynomial Order : 4

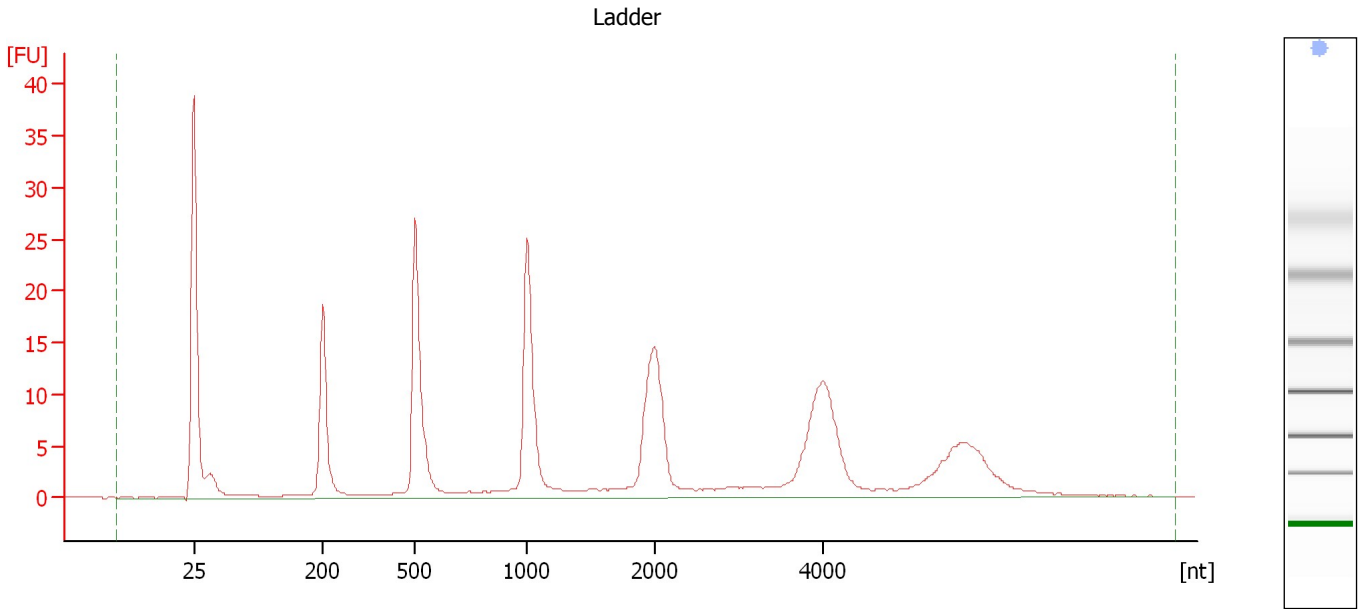
Ladder

Ladder Peak	Size
1	25
2	200
3	500
4	1000
5	2000
6	4000

Assay Class: Eukaryote Total RNA Pico
Data Path: C:\...ioanalyzer\2015-11-24\2015-11-24_001_HiSeq234_RNAQC_6-7.xad

Created: 11/24/2015 10:05:51 AM
Modified: 11/24/2015 10:34:08 AM

Electropherogram Summary



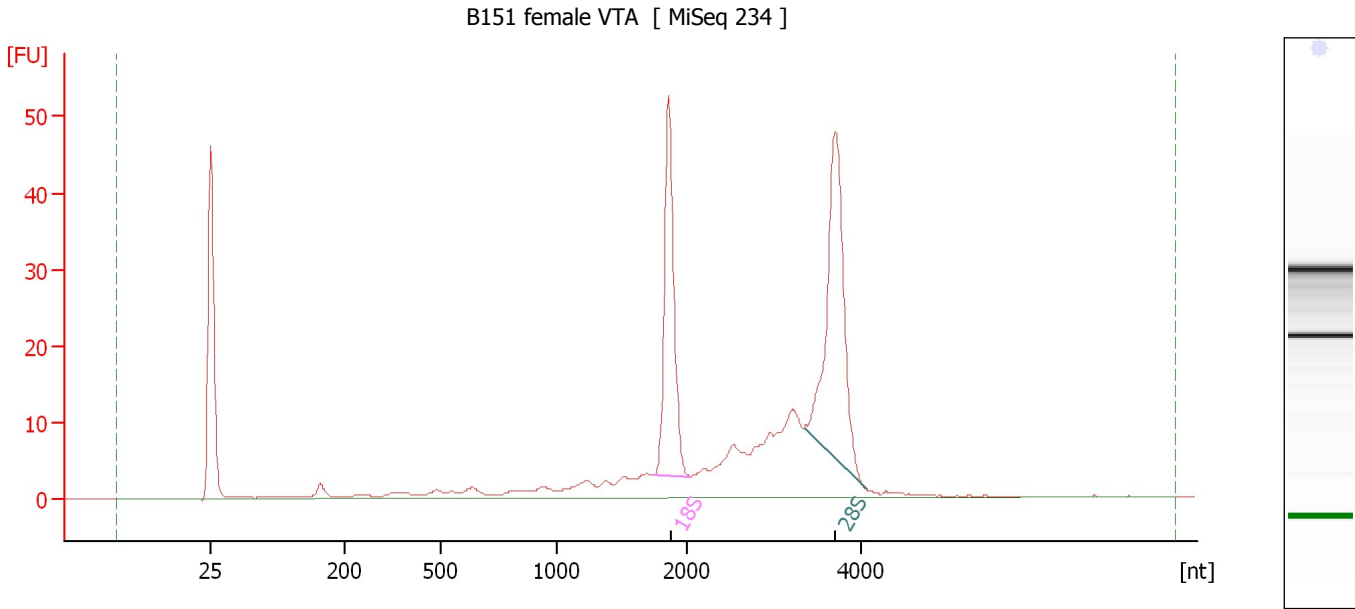
Overall Results for Ladder

RNA Area:	227.0	Result Flagging Color:	
RNA Concentration:	1,000 pg/μl	Result Flagging Label:	All Other Samples

Assay Class: Eukaryote Total RNA Pico
 Data Path: C:\...ioanalyzer\2015-11-24\2015-11-24_001_HiSeq234_RNAQC_6-7.xad

Created: 11/24/2015 10:05:51 AM
 Modified: 11/24/2015 10:34:08 AM

Electropherogram Summary Continued ...



Overall Results for sample 8 : B151 female VTA

RNA Area:	293.2	RNA Integrity Number (RIN):	9.1 (B.02.08)
RNA Concentration:	1,292 pg/μl	Result Flagging Color:	
rRNA Ratio [28s / 18s]:	1.3	Result Flagging Label:	RIN: 9.10

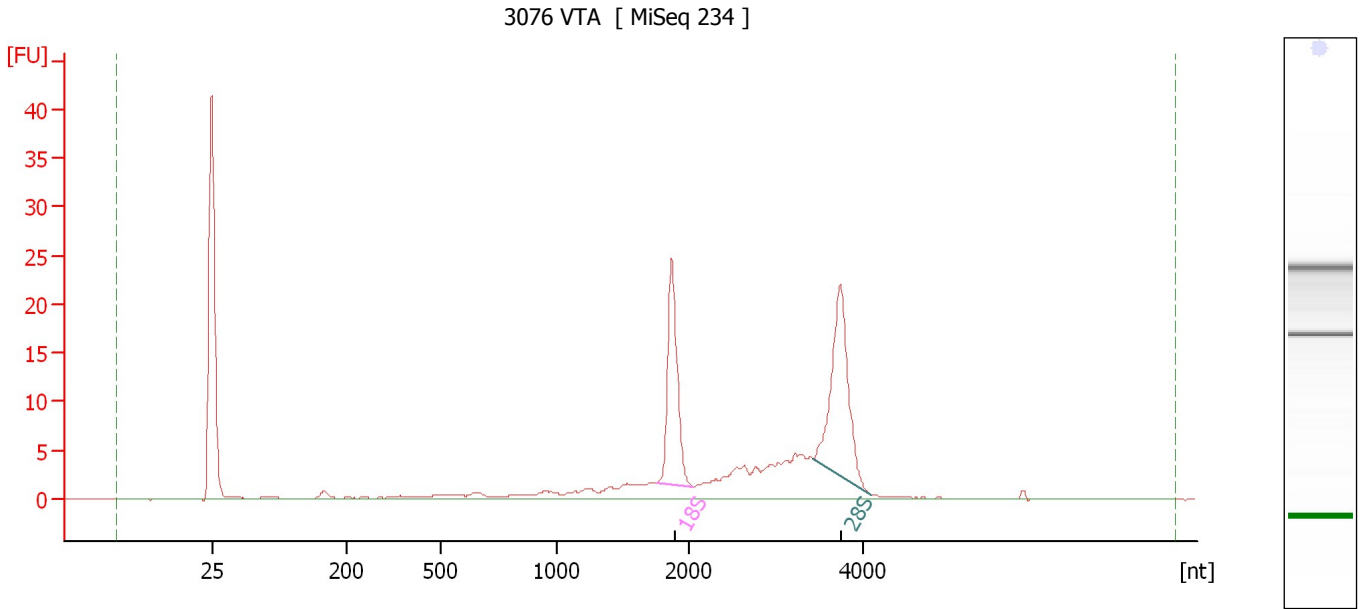
Fragment table for sample 8 : B151 female VTA

Name	Start Size [nt]	End Size [nt]	Area	% of total Area
18S	1,732	2,037	56.4	19.2
28S	3,342	4,057	73.9	25.2

Assay Class: Eukaryote Total RNA Pico
 Data Path: C:\...ioanalyzer\2015-11-24\2015-11-24_001_HiSeq234_RNAQC_6-7.xad

Created: 11/24/2015 10:05:51 AM
 Modified: 11/24/2015 10:34:08 AM

Electropherogram Summary Continued ...



Overall Results for sample 9 : 3076 VTA

RNA Area:	138.5	RNA Integrity Number (RIN):	9.1 (B.02.08)
RNA Concentration:	610 pg/μl	Result Flagging Color:	
rRNA Ratio [28s / 18s]:	1.3	Result Flagging Label:	RIN: 9.10

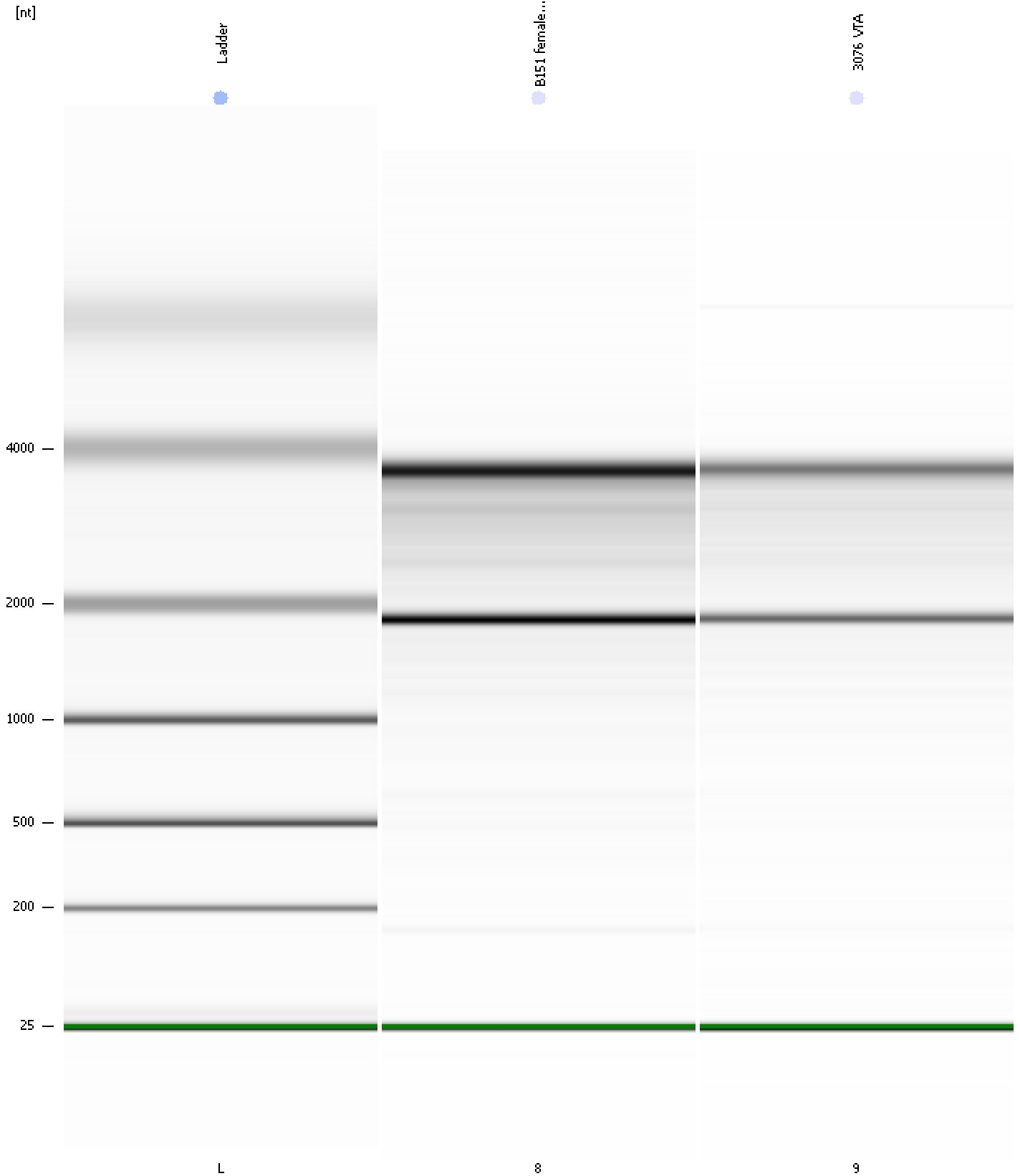
Fragment table for sample 9 : 3076 VTA

Name	Start Size [nt]	End Size [nt]	Area	% of total Area
18S	1,749	2,038	26.2	18.9
28S	3,426	4,078	33.1	23.9

Assay Class: Eukaryote Total RNA Pico
Data Path: C:\...ioanalyzer\2015-11-24\2015-11-24_001_HiSeq234_RNAQC_6-7.xad

Created: 11/24/2015 10:05:51 AM
Modified: 11/24/2015 10:34:08 AM

Gel Image



Assay Class: Eukaryote Total RNA Pico
 Data Path: C:\...ioanalyzer\2015-11-24\2015-11-24_001_HiSeq234_RNAQC_6-7.xad

Created: 11/24/2015 10:05:51 AM
 Modified: 11/24/2015 10:34:08 AM

Run Logbook

Description	Number	Source	Category	Sub Category	Time	Time Zone	User	Host
Run ended on port 1 (Number of wells acquired: 10)		Instrument	Run		11/24/2015 10:25:52 AM	(GMT --08:00) Pacific Standard Time	UC Davis	D8XSMGH1
Run started on port 1 (File: C:\Documents and Settings\Bioanalyzer\2015-11-24\2015-11-24_001.xad)		Instrument	Run		11/24/2015 10:05:56 AM	(GMT --08:00) Pacific Standard Time	UC Davis	D8XSMGH1
Product Number : G2938B		Instrument	Run		11/24/2015 10:05:56 AM	(GMT --08:00) Pacific Standard Time	UC Davis	D8XSMGH1
Name :		Instrument	Run		11/24/2015 10:05:56 AM	(GMT --08:00) Pacific Standard Time	UC Davis	D8XSMGH1
Vendor : Agilent Technologies		Instrument	Run		11/24/2015 10:05:56 AM	(GMT --08:00) Pacific Standard Time	UC Davis	D8XSMGH1
Serial# : DE13701086		Instrument	Run		11/24/2015 10:05:56 AM	(GMT --08:00) Pacific Standard Time	UC Davis	D8XSMGH1
Firmware : C.01.069		Instrument	Run		11/24/2015 10:05:56 AM	(GMT --08:00) Pacific Standard Time	UC Davis	D8XSMGH1
Cartridge : Electrode		Instrument	Run		11/24/2015 10:05:56 AM	(GMT --08:00) Pacific Standard Time	UC Davis	D8XSMGH1