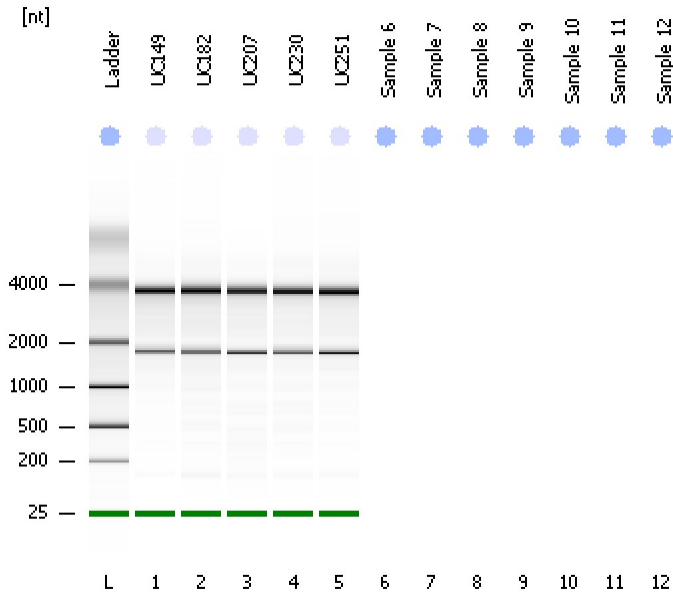


Assay Class: Eukaryote Total RNA Nano
Data Path: C:\...ents and Settings\Bioanalyzer\2015-12-21\2015-12-21_004.xad

Created: 12/21/2015 1:29:24 PM
Modified: 12/21/2015 1:43:38 PM

Electrophoresis File Run Summary



Instrument Information:

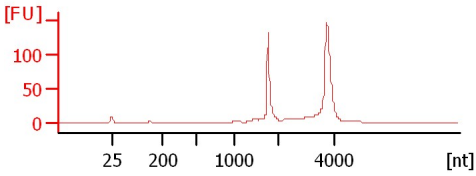
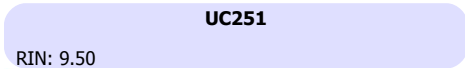
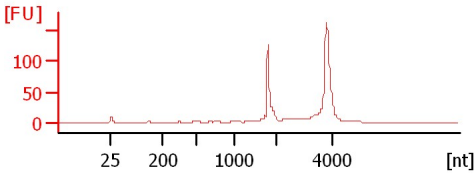
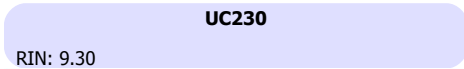
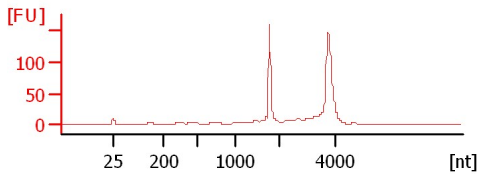
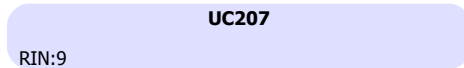
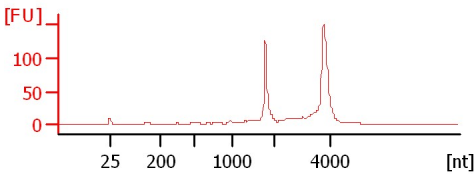
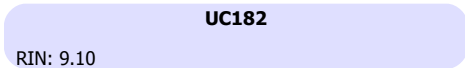
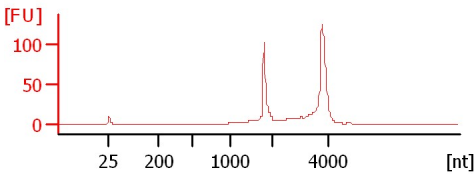
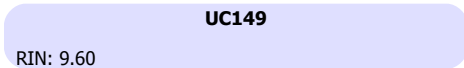
Instrument Name: DE13701086 Firmware: C.01.069
Serial#: DE13701086 Type: G2938B

Assay Information:

Assay Origin Path: C:\Program Files\Agilent\2100 bioanalyzer\2100 expert\assays\RNA\Eukaryote Total RNA Nano Series II.xsy
Assay Class: Eukaryote Total RNA Nano
Version: 2.6
Assay Comments: Total RNA Analysis ng sensitivity (Eukaryote)
© Copyright 2003 - 2009 Agilent Technologies, Inc.

Chip Information:

Chip Lot #:
Reagent Kit Lot #:
Chip Comments:



Assay Class: Eukaryote Total RNA Nano
 Data Path: C:\...ents and Settings\Bioanalyzer\2015-12-21\2015-12-21_004.xad

Created: 12/21/2015 1:29:24 PM
 Modified: 12/21/2015 1:43:38 PM

Electrophoresis File Run Summary (Chip Summary)

| Sample Name | Sample Comment | Status | Result Label | Result Color |
|-------------|----------------|--------|-------------------|--------------|
| UC149 | | ✓ | RIN: 9.60 | |
| UC182 | | ✓ | RIN: 9.10 | |
| UC207 | | ✓ | RIN:9 | |
| UC230 | | ✓ | RIN: 9.30 | |
| UC251 | | ✓ | RIN: 9.50 | |
| Sample 6 | | | | |
| Sample 7 | | | | |
| Sample 8 | | | | |
| Sample 9 | | | | |
| Sample 10 | | | | |
| Sample 11 | | | | |
| Sample 12 | | | | |
| Ladder | | ✓ | All Other Samples | |

Chip Lot #

Reagent Kit Lot #

Chip Comments :

Assay Class: Eukaryote Total RNA Nano
Data Path: C:\...ents and Settings\Bioanalyzer\2015-12-21\2015-12-21_004.xad

Created: 12/21/2015 1:29:24 PM
Modified: 12/21/2015 1:43:38 PM

Electrophoresis Assay Details

General Analysis Settings

Number of Available Sample and Ladder Wells (Max.) : 13
Minimum Visible Range [s] : 17
Maximum Visible Range [s] : 70
Start Analysis Time Range [s] : 19
End Analysis Time Range [s] : 69
Ladder Concentration [ng/μl] : 150
Lower Marker Concentration [ng/μl] : 0
Upper Marker Concentration [ng/μl] : 0
Used Lower Marker for Quantitation
Standard Curve Fit is Logarithmic
Show Data Aligned to Lower Marker

Integrator Settings

Integration Start Time [s] : 19
Integration End Time [s] : 69
Slope Threshold : 0.6
Height Threshold [FU] : 0.5
Area Threshold : 0.2
Width Threshold [s] : 0.5
Baseline Plateau [s] : 6

Filter Settings

Filter Width [s] : 0.5
Polynomial Order : 4

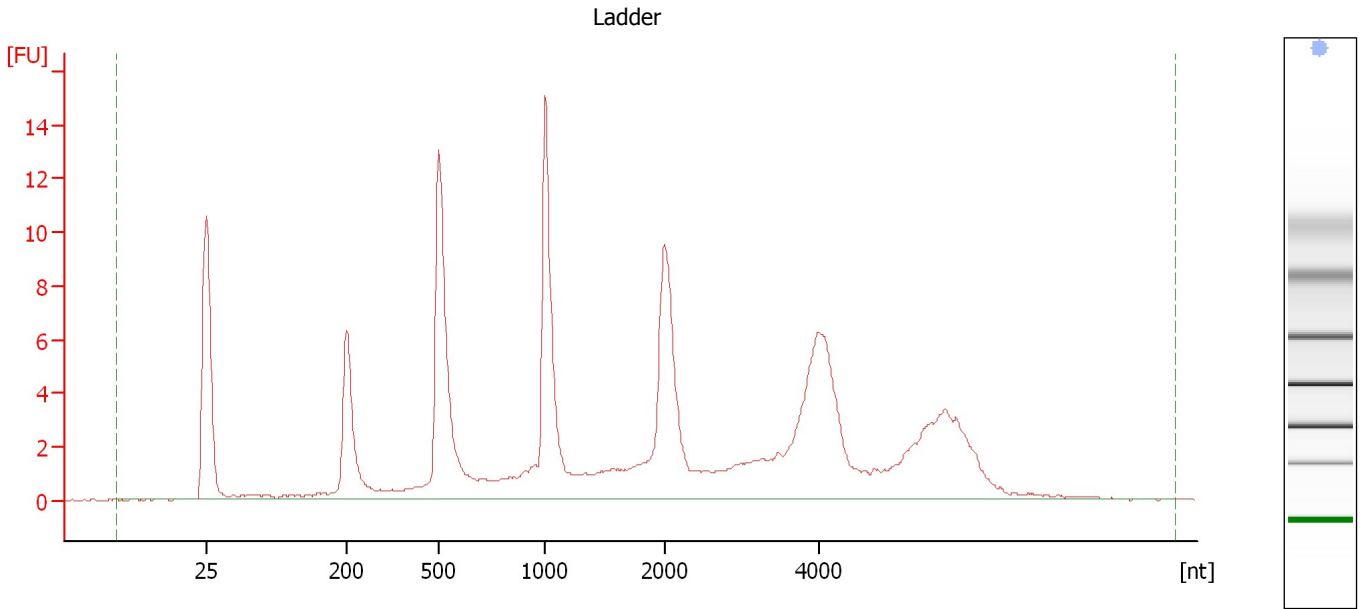
Ladder

| Ladder Peak | Size |
|-------------|------|
| 1 | 25 |
| 2 | 200 |
| 3 | 500 |
| 4 | 1000 |
| 5 | 2000 |
| 6 | 4000 |

Assay Class: Eukaryote Total RNA Nano
Data Path: C:\...ents and Settings\Bioanalyzer\2015-12-21\2015-12-21_004.xad

Created: 12/21/2015 1:29:24 PM
Modified: 12/21/2015 1:43:38 PM

Electropherogram Summary



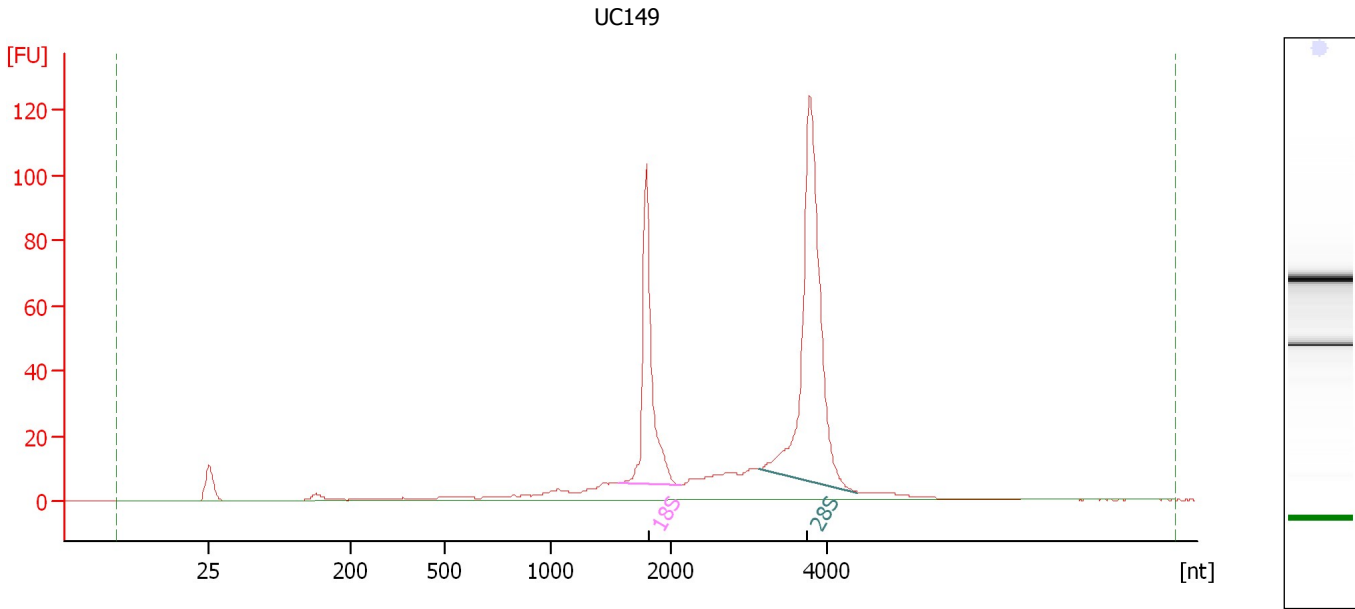
Overall Results for Ladder

| | | | |
|--------------------|-----------|------------------------|---|
| RNA Area: | 151.3 | Result Flagging Color: | |
| RNA Concentration: | 150 ng/μl | Result Flagging Label: | All Other Samples |

Assay Class: Eukaryote Total RNA Nano
Data Path: C:\...ents and Settings\Bioanalyzer\2015-12-21\2015-12-21_004.xad

Created: 12/21/2015 1:29:24 PM
Modified: 12/21/2015 1:43:38 PM

Electropherogram Summary Continued ...



Overall Results for sample 1 : UC149

| | | | |
|-------------------------|-----------|-----------------------------|---|
| RNA Area: | 542.3 | RNA Integrity Number (RIN): | 9.6 (B.02.08) |
| RNA Concentration: | 538 ng/μl | Result Flagging Color: | |
| rRNA Ratio [28s / 18s]: | 2.1 | Result Flagging Label: | RIN: 9.60 |

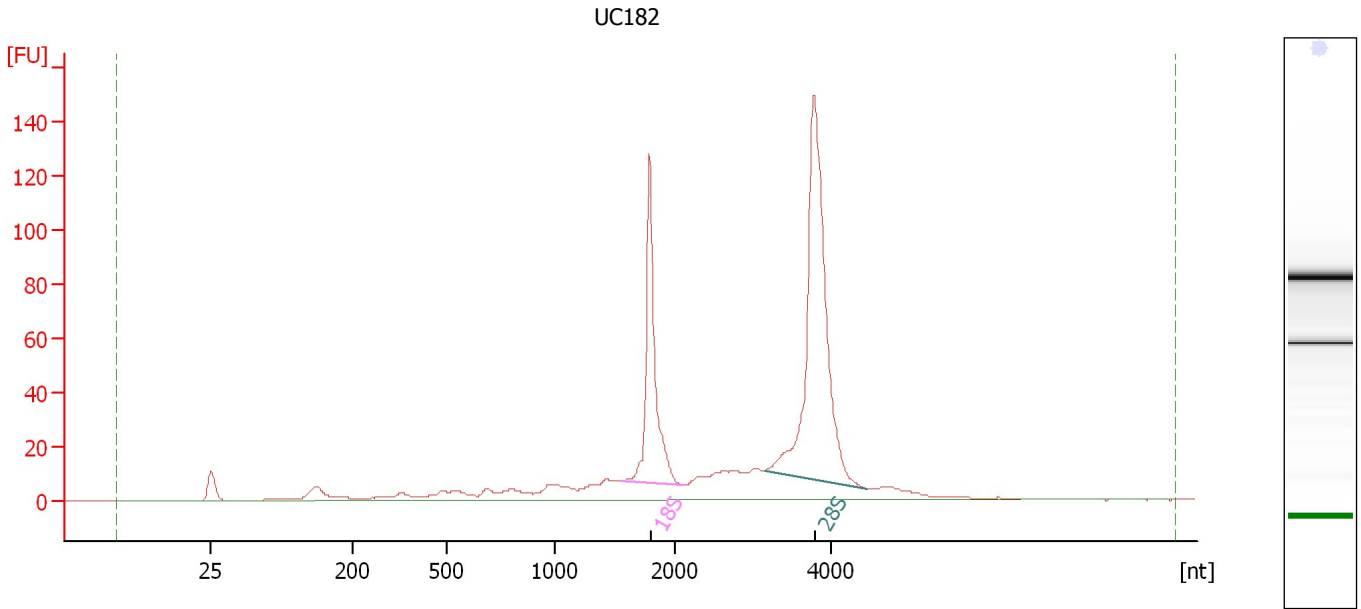
Fragment table for sample 1 : UC149

| Name | Start Size [nt] | End Size [nt] | Area | % of total Area |
|------|-----------------|---------------|-------|-----------------|
| 18S | 1,572 | 2,127 | 101.9 | 18.8 |
| 28S | 3,141 | 4,402 | 214.9 | 39.6 |

Assay Class: Eukaryote Total RNA Nano
Data Path: C:\...ents and Settings\Bioanalyzer\2015-12-21\2015-12-21_004.xad

Created: 12/21/2015 1:29:24 PM
Modified: 12/21/2015 1:43:38 PM

Electropherogram Summary Continued ...



Overall Results for sample 2 : UC182

RNA Area: 749.9 RNA Integrity Number (RIN): 9.1 (B.02.08)
RNA Concentration: 744 ng/μl Result Flagging Color:
rRNA Ratio [28s / 18s]: 2.1 Result Flagging Label: RIN: 9.10

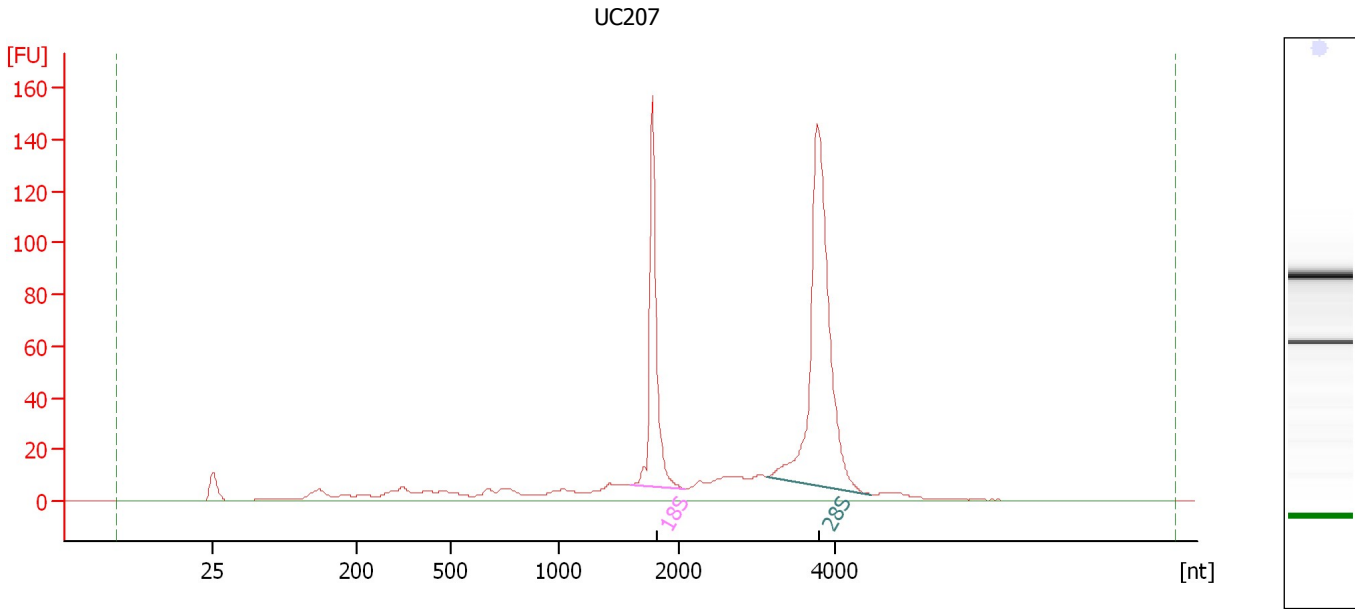
Fragment table for sample 2 : UC182

| Name | Start Size [nt] | End Size [nt] | Area | % of total Area |
|------|-----------------|---------------|-------|-----------------|
| 18S | 1,549 | 2,115 | 129.1 | 17.2 |
| 28S | 3,152 | 4,463 | 274.1 | 36.6 |

Assay Class: Eukaryote Total RNA Nano
Data Path: C:\...ents and Settings\Bioanalyzer\2015-12-21\2015-12-21_004.xad

Created: 12/21/2015 1:29:24 PM
Modified: 12/21/2015 1:43:38 PM

Electropherogram Summary Continued ...



Overall Results for sample 3 : UC207

| | | | |
|-------------------------|-----------|-----------------------------|---|
| RNA Area: | 703.2 | RNA Integrity Number (RIN): | 9 (B.02.08) |
| RNA Concentration: | 697 ng/μl | Result Flagging Color: | |
| rRNA Ratio [28s / 18s]: | 2.1 | Result Flagging Label: | RIN:9 |

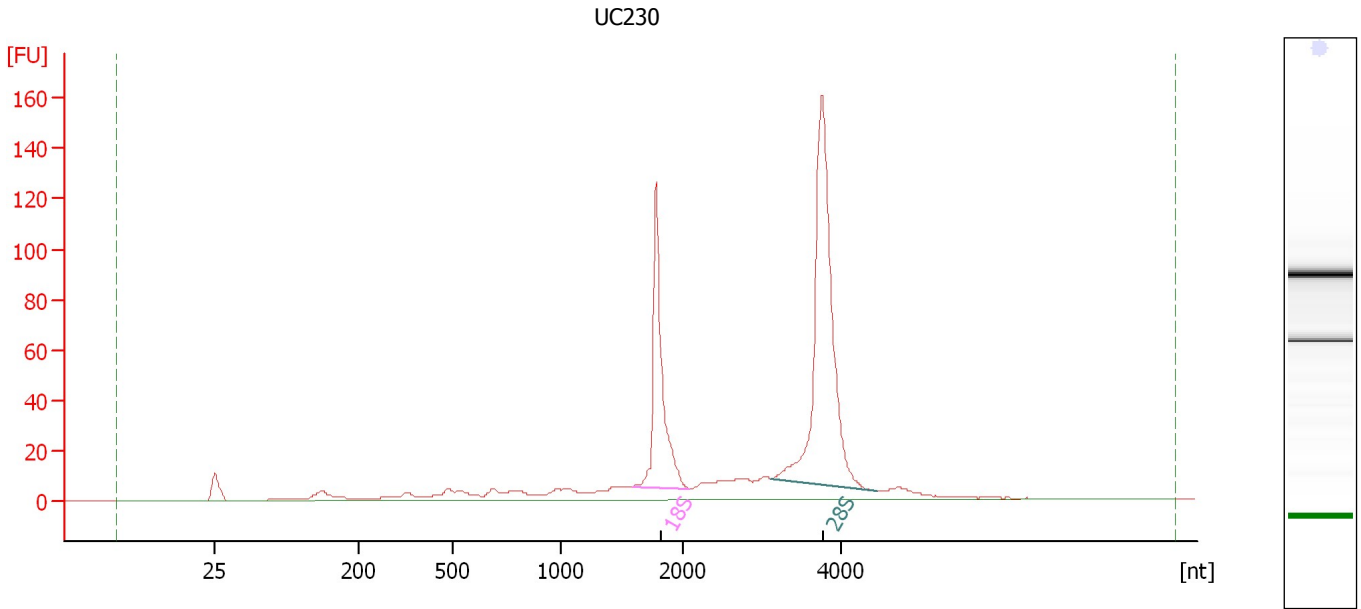
Fragment table for sample 3 : UC207

| Name | Start Size [nt] | End Size [nt] | Area | % of total Area |
|------|-----------------|---------------|-------|-----------------|
| 18S | 1,606 | 2,090 | 128.0 | 18.2 |
| 28S | 3,136 | 4,441 | 263.0 | 37.4 |

Assay Class: Eukaryote Total RNA Nano
Data Path: C:\...ents and Settings\Bioanalyzer\2015-12-21\2015-12-21_004.xad

Created: 12/21/2015 1:29:24 PM
Modified: 12/21/2015 1:43:38 PM

Electropherogram Summary Continued ...



Overall Results for sample 4 : UC230

| | | | |
|-------------------------|-----------|-----------------------------|---|
| RNA Area: | 682.9 | RNA Integrity Number (RIN): | 9.3 (B.02.08) |
| RNA Concentration: | 677 ng/μl | Result Flagging Color: | |
| rRNA Ratio [28s / 18s]: | 2.1 | Result Flagging Label: | RIN: 9.30 |

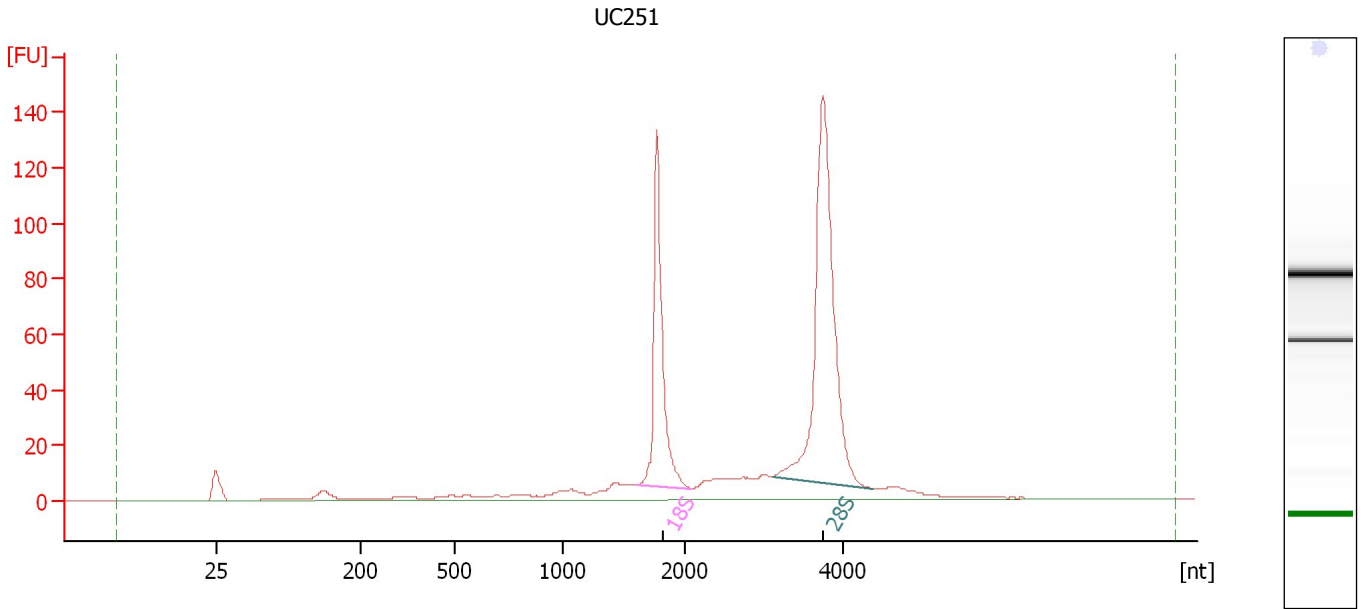
Fragment table for sample 4 : UC230

| Name | Start Size [nt] | End Size [nt] | Area | % of total Area |
|------|-----------------|---------------|-------|-----------------|
| 18S | 1,583 | 2,092 | 126.9 | 18.6 |
| 28S | 3,121 | 4,474 | 268.4 | 39.3 |

Assay Class: Eukaryote Total RNA Nano
 Data Path: C:\...ents and Settings\Bioanalyzer\2015-12-21\2015-12-21_004.xad

Created: 12/21/2015 1:29:24 PM
 Modified: 12/21/2015 1:43:38 PM

Electropherogram Summary Continued ...



Overall Results for sample 5 : UC251

| | | | |
|-------------------------|-----------|-----------------------------|---|
| RNA Area: | 642.1 | RNA Integrity Number (RIN): | 9.5 (B.02.08) |
| RNA Concentration: | 637 ng/μl | Result Flagging Color: | |
| rRNA Ratio [28s / 18s]: | 2.0 | Result Flagging Label: | RIN: 9.50 |

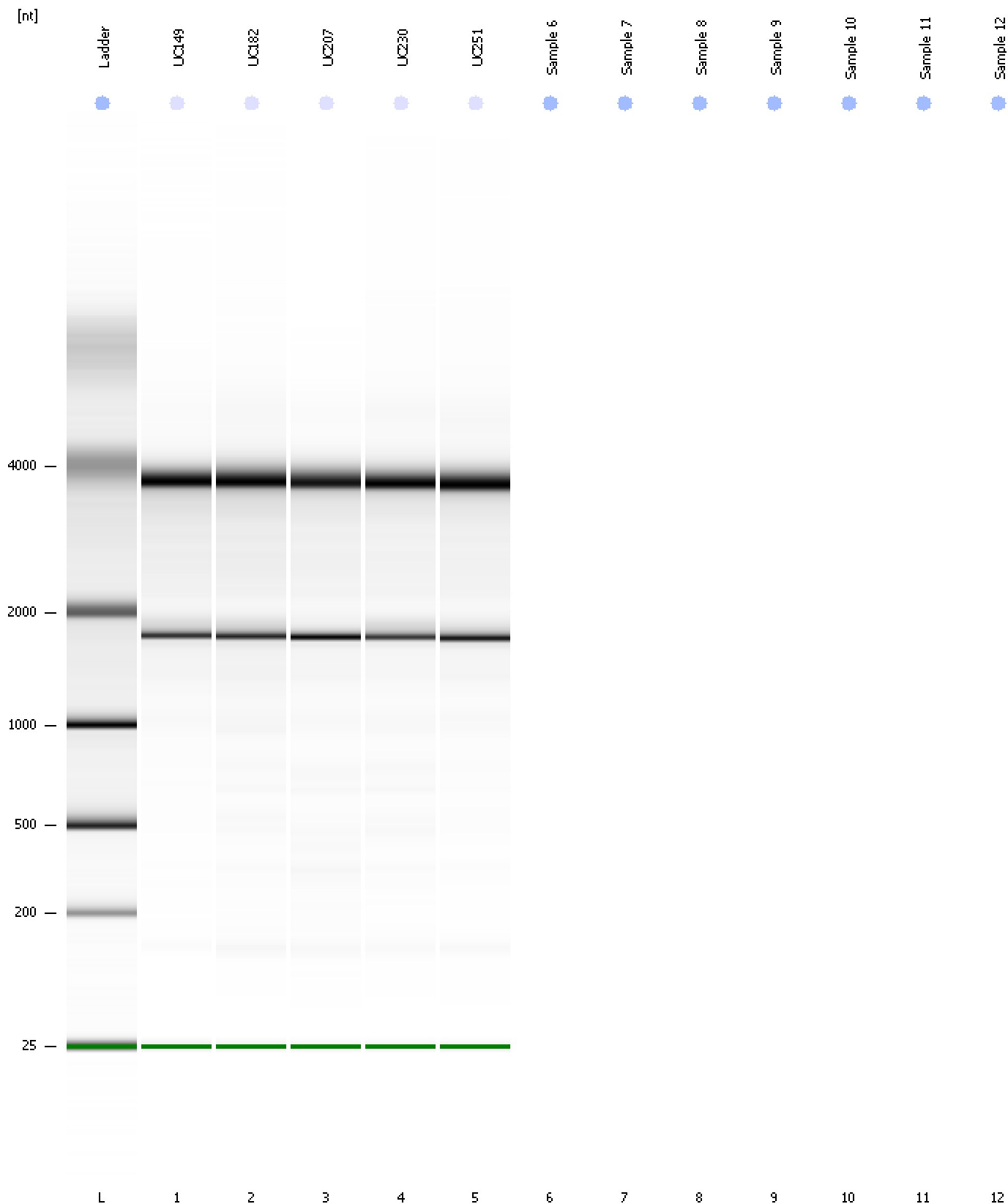
Fragment table for sample 5 : UC251

| Name | Start Size [nt] | End Size [nt] | Area | % of total Area |
|------|-----------------|---------------|-------|-----------------|
| 18S | 1,611 | 2,080 | 128.5 | 20.0 |
| 28S | 3,106 | 4,376 | 257.7 | 40.1 |

Assay Class: Eukaryote Total RNA Nano
Data Path: C:\...ents and Settings\Bioanalyzer\2015-12-21\2015-12-21_004.xad

Created: 12/21/2015 1:29:24 PM
Modified: 12/21/2015 1:43:38 PM

Gel Image



Assay Class: Eukaryote Total RNA Nano
Data Path: C:\...ents and Settings\Bioanalyzer\2015-12-21\2015-12-21_004.xad

Created: 12/21/2015 1:29:24 PM
Modified: 12/21/2015 1:43:38 PM

Invalid Samples

Sample 6 has not been run, no results available.

Sample 7 has not been run, no results available.

Sample 8 has not been run, no results available.

Sample 9 has not been run, no results available.

Sample 10 has not been run, no results available.

Sample 11 has not been run, no results available.

Sample 12 has not been run, no results available.

Assay Class: Eukaryote Total RNA Nano
 Data Path: C:\...ents and Settings\Bioanalyzer\2015-12-21\2015-12-21_004.xad

Created: 12/21/2015 1:29:24 PM
 Modified: 12/21/2015 1:43:38 PM

Run Logbook

| Description | Number | Source | Category | Sub Category | Time | Time Zone | User | Host |
|---|--------|------------|----------|--------------|-----------------------|-------------------------------------|----------|----------|
| Run ended on port 1 (Number of wells acquired: 6) | | Instrument | Run | | 12/21/2015 1:43:37 PM | (GMT --08:00) Pacific Standard Time | UC Davis | D8XSMGH1 |
| Run started on port 1 (File: C:\Documents and Settings\Bioanalyzer\2015-12-21\2015-12-21_004.xad) | | Instrument | Run | | 12/21/2015 1:29:29 PM | (GMT --08:00) Pacific Standard Time | UC Davis | D8XSMGH1 |
| Product Number : G2938B | | Instrument | Run | | 12/21/2015 1:29:29 PM | (GMT --08:00) Pacific Standard Time | UC Davis | D8XSMGH1 |
| Name : | | Instrument | Run | | 12/21/2015 1:29:29 PM | (GMT --08:00) Pacific Standard Time | UC Davis | D8XSMGH1 |
| Vendor : Agilent Technologies | | Instrument | Run | | 12/21/2015 1:29:29 PM | (GMT --08:00) Pacific Standard Time | UC Davis | D8XSMGH1 |
| Serial# : DE13701086 | | Instrument | Run | | 12/21/2015 1:29:29 PM | (GMT --08:00) Pacific Standard Time | UC Davis | D8XSMGH1 |
| Firmware : C.01.069 | | Instrument | Run | | 12/21/2015 1:29:29 PM | (GMT --08:00) Pacific Standard Time | UC Davis | D8XSMGH1 |
| Cartridge : Electrode | | Instrument | Run | | 12/21/2015 1:29:29 PM | (GMT --08:00) Pacific Standard Time | UC Davis | D8XSMGH1 |