


Assay Class: Eukaryote Total RNA Pico
 Data Path: C:\...pert\data\2016-05-03\2016-05-03_004_HiSeq487_TotalRNAQC.xad

Created: 5/3/2016 4:23:23 PM
 Modified: 5/4/2016 11:37:07 AM

Electrophoresis File Run Summary



Instrument Information:

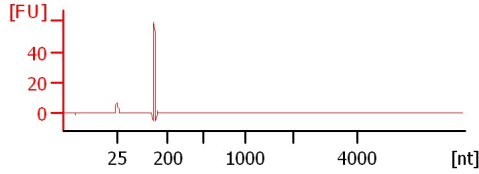
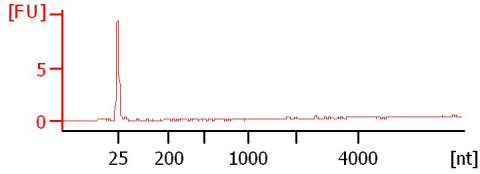
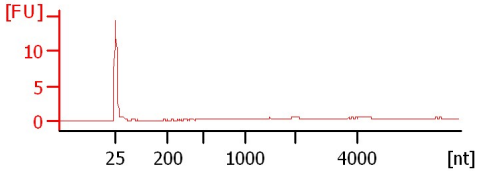
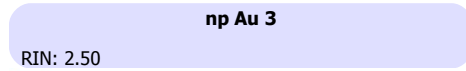
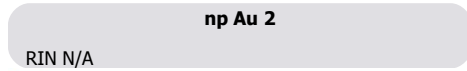
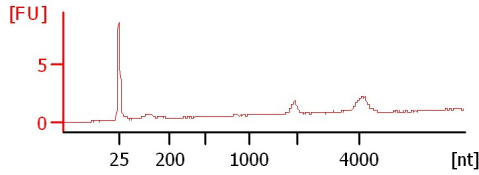
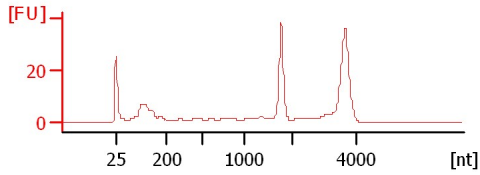
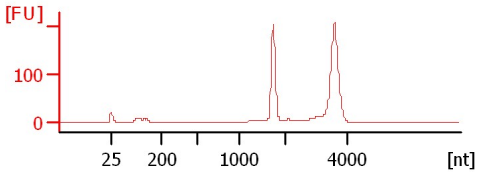

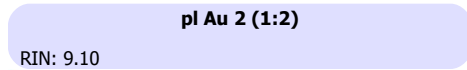
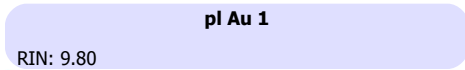
Instrument Name: DE13701086 Firmware: C.01.069
 Serial#: DE13701086 Type: G2938B

Assay Information:

Assay Origin Path: C:\Program Files\Agilent\2100 bioanalyzer\2100 expert\assays\RNA\Eukaryote Total RNA Pico Series II.xsy
 Assay Class: Eukaryote Total RNA Pico
 Version: 2.6
 Assay Comments: Total RNA Analysis pg sensitivity (Eukaryote)
 © Copyright 2003 - 2009 Agilent Technologies, Inc.

Chip Information:

Chip Lot #:
 Reagent Kit Lot #:
 Chip Comments:



Assay Class: Eukaryote Total RNA Pico
 Data Path: C:\...pert\data\2016-05-03\2016-05-03_004_HiSeq487_TotalRNAQC.xad

Created: 5/3/2016 4:23:23 PM
 Modified: 5/4/2016 11:37:07 AM

Electrophoresis File Run Summary (Chip Summary)

Sample Name	Sample Comment	Status	Result Label	Result Color
pl Au 1		✓	RIN: 9.80	
pl Au 2 (1:2)		✓	RIN: 9.10	
pl Au 3		✓	RIN N/A	
np Au 1		✓	RIN:1	
np Au 2		✓	RIN N/A	
np Au 3		✓	RIN: 2.50	
Ladder		✓	All Other Samples	

Chip Lot #

Reagent Kit Lot #

Chip Comments :

Assay Class: Eukaryote Total RNA Pico
Data Path: C:\...pert\data\2016-05-03\2016-05-03_004_HiSeq487_TotalRNAQC.xad

Created: 5/3/2016 4:23:23 PM
Modified: 5/4/2016 11:37:07 AM

Electrophoresis Assay Details

General Analysis Settings

Number of Available Sample and Ladder Wells (Max.) : 12
Minimum Visible Range [s] : 17
Maximum Visible Range [s] : 70
Start Analysis Time Range [s] : 18
End Analysis Time Range [s] : 69
Ladder Concentration [pg/ μ l] : 1000
Lower Marker Concentration [pg/ μ l] : 0
Upper Marker Concentration [pg/ μ l] : 0
Used Lower Marker for Quantitation
Standard Curve Fit is Logarithmic
Show Data Aligned to Lower Marker

Integrator Settings

Integration Start Time [s] : 18
Integration End Time [s] : 69
Slope Threshold : 0.6
Height Threshold [FU] : 0.5
Area Threshold : 0.2
Width Threshold [s] : 0.3
Baseline Plateau [s] : 6

Filter Settings

Filter Width [s] : 0.5
Polynomial Order : 4

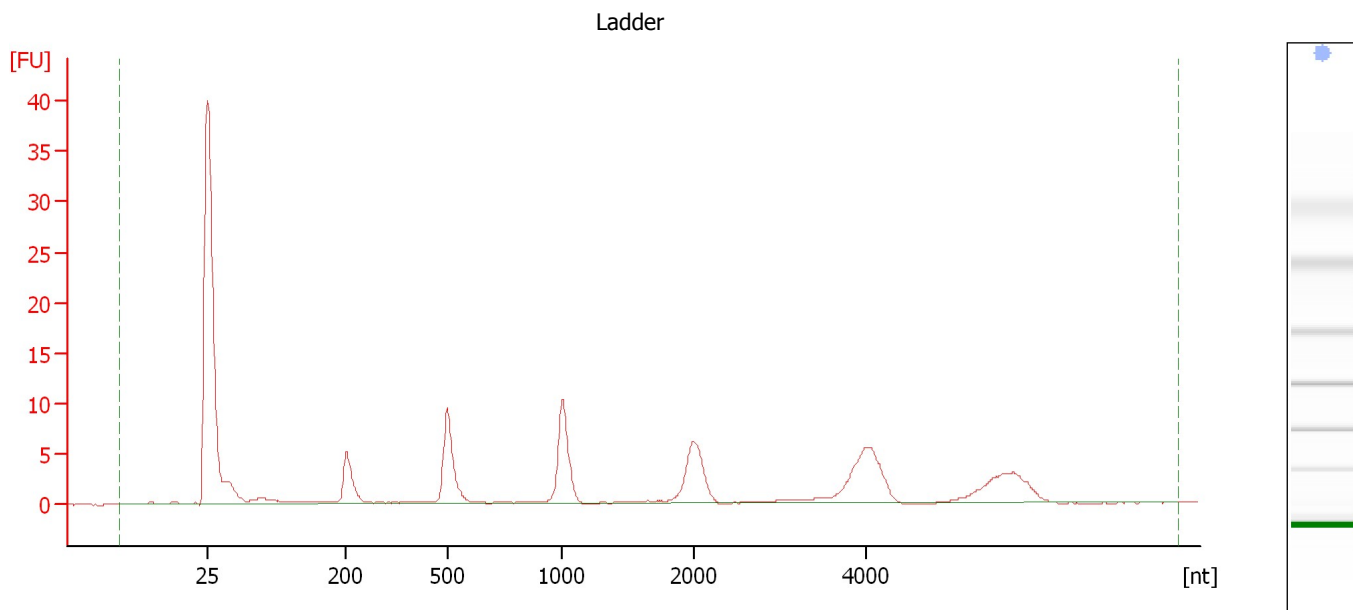
Ladder

Ladder Peak	Size
1	25
2	200
3	500
4	1000
5	2000
6	4000

Assay Class: Eukaryote Total RNA Pico
Data Path: C:\...pert\data\2016-05-03\2016-05-03_004_HiSeq487_TotalRNAQC.xad

Created: 5/3/2016 4:23:23 PM
Modified: 5/4/2016 11:37:07 AM

Electropherogram Summary



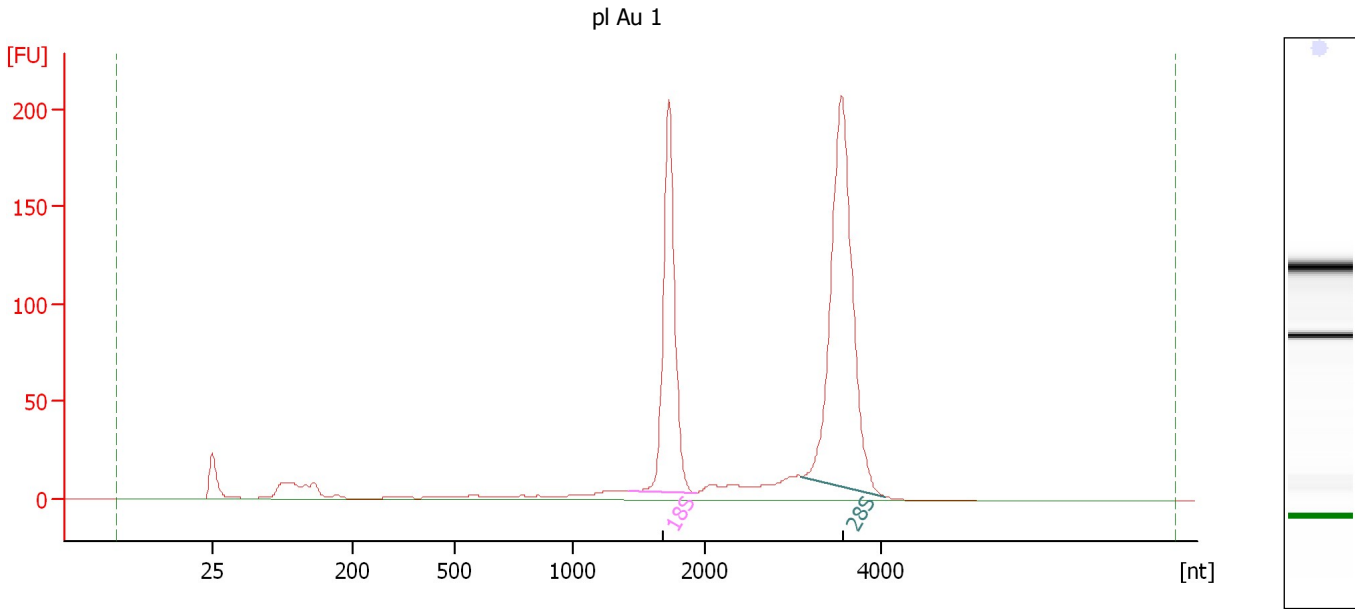
Overall Results for Ladder

RNA Area:	90.7	Result Flagging Color:	
RNA Concentration:	1,000 pg/μl	Result Flagging Label:	All Other Samples

Assay Class: Eukaryote Total RNA Pico
Data Path: C:\...pert\data\2016-05-03\2016-05-03_004_HiSeq487_TotalRNAQC.xad

Created: 5/3/2016 4:23:23 PM
Modified: 5/4/2016 11:37:07 AM

Electropherogram Summary Continued ...



Overall Results for sample 1 : pl Au 1

RNA Area:	1,002.8	RNA Integrity Number (RIN):	9.8 (B.02.08)
RNA Concentration:	11,060 pg/ μ l	Result Flagging Color:	
rRNA Ratio [28s / 18s]:	1.6	Result Flagging Label:	RIN: 9.80

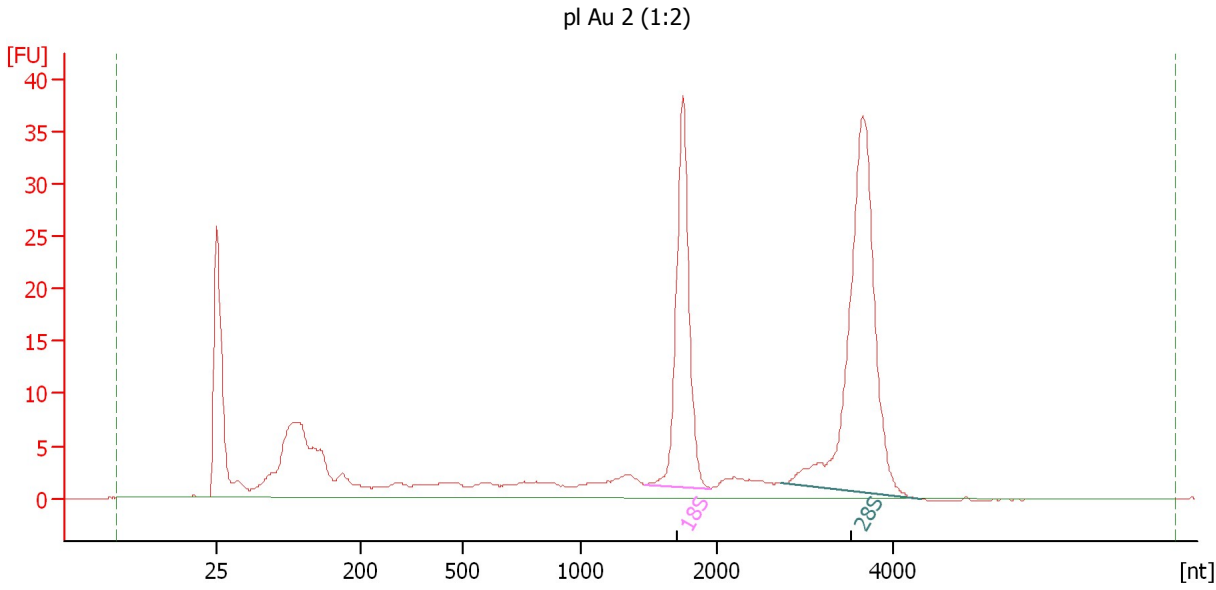
Fragment table for sample 1 : pl Au 1

Name	Start Size [nt]	End Size [nt]	Area	% of total Area
18S	1,425	1,929	273.4	27.3
28S	3,092	4,059	434.0	43.3

Assay Class: Eukaryote Total RNA Pico
 Data Path: C:\...pert\data\2016-05-03\2016-05-03_004_HiSeq487_TotalRNAQC.xad

Created: 5/3/2016 4:23:23 PM
 Modified: 5/4/2016 11:37:07 AM

Electropherogram Summary Continued ...



Overall Results for sample 2 : pl Au 2 (1:2)

RNA Area:	289.0	RNA Integrity Number (RIN):	9.1 (B.02.08)
RNA Concentration:	3,188 pg/μl	Result Flagging Color:	
rRNA Ratio [28s / 18s]:	1.7	Result Flagging Label:	RIN: 9.10

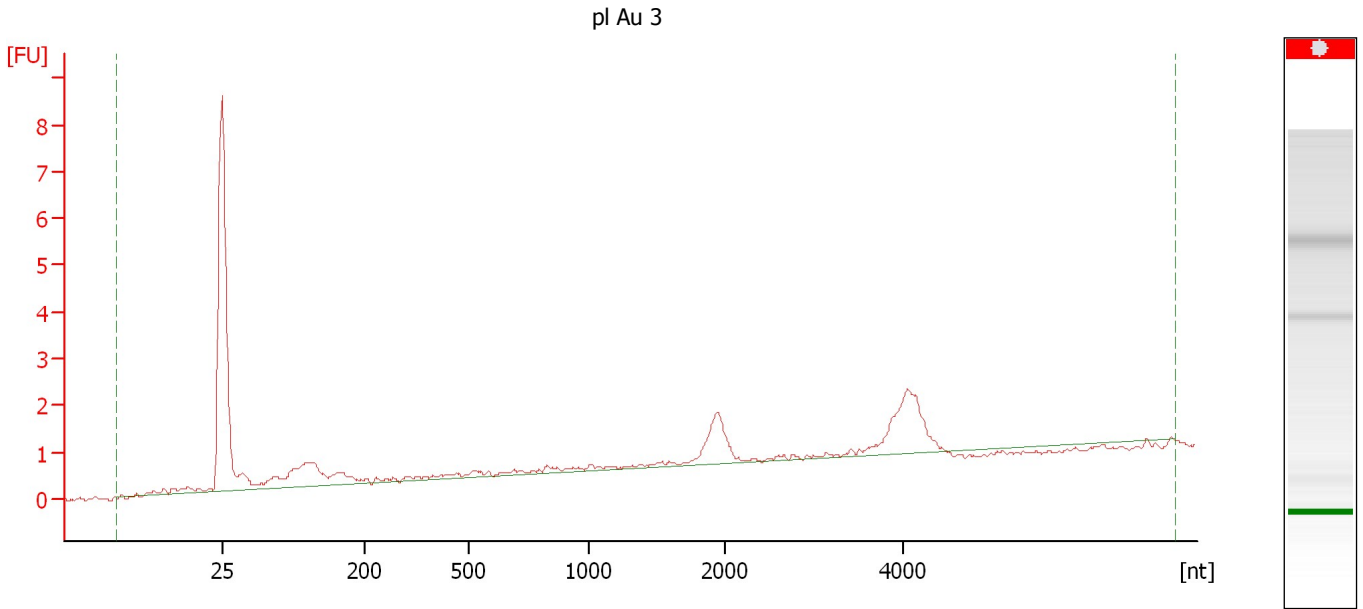
Fragment table for sample 2 : pl Au 2 (1:2)

Name	Start Size [nt]	End Size [nt]	Area	% of total Area
18S	1,472	1,963	55.1	19.1
28S	2,744	4,331	91.7	31.7


Assay Class: Eukaryote Total RNA Pico
Data Path: C:\...pert\data\2016-05-03\2016-05-03_004_HiSeq487_TotalRNAQC.xad

Created: 5/3/2016 4:23:23 PM
Modified: 5/4/2016 11:37:07 AM

Electropherogram Summary Continued ...



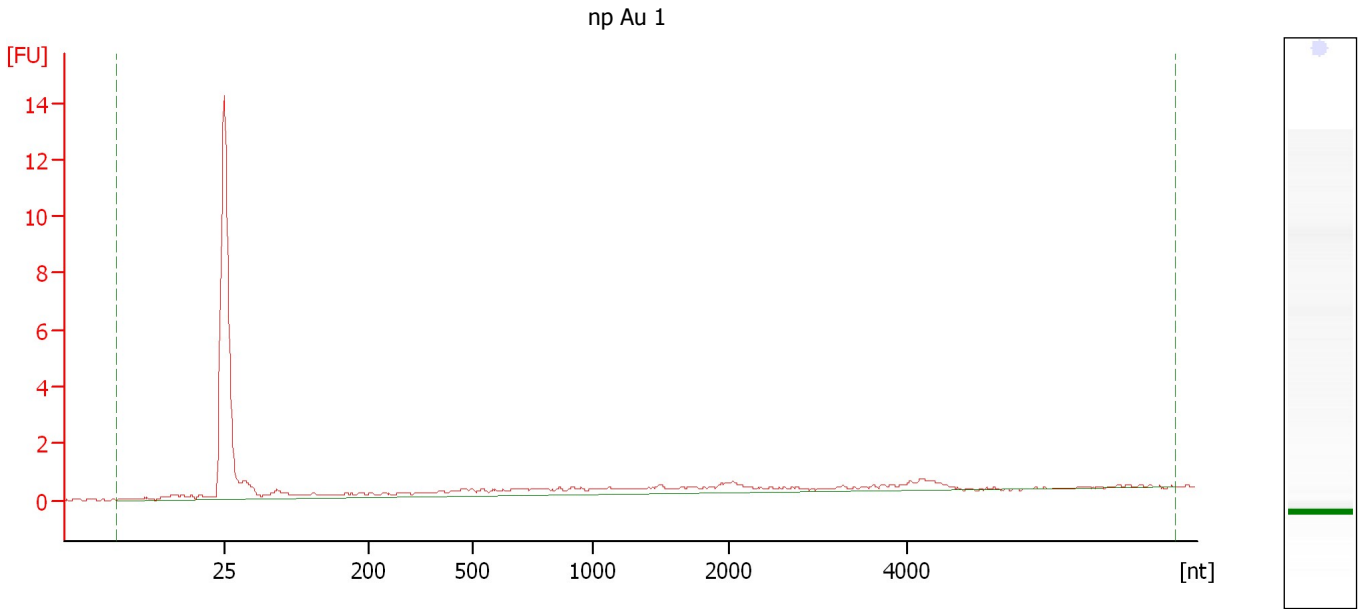
Overall Results for sample 3 : pl Au 3

RNA Area:	16.3	RNA Integrity Number (RIN):	N/A (B.02.08)
RNA Concentration:	180 pg/μl	Result Flagging Color:	
rRNA Ratio [28s / 18s]:	0.0	Result Flagging Label:	RIN N/A

Assay Class: Eukaryote Total RNA Pico
Data Path: C:\...pert\data\2016-05-03\2016-05-03_004_HiSeq487_TotalRNAQC.xad

Created: 5/3/2016 4:23:23 PM
Modified: 5/4/2016 11:37:07 AM

Electropherogram Summary Continued ...



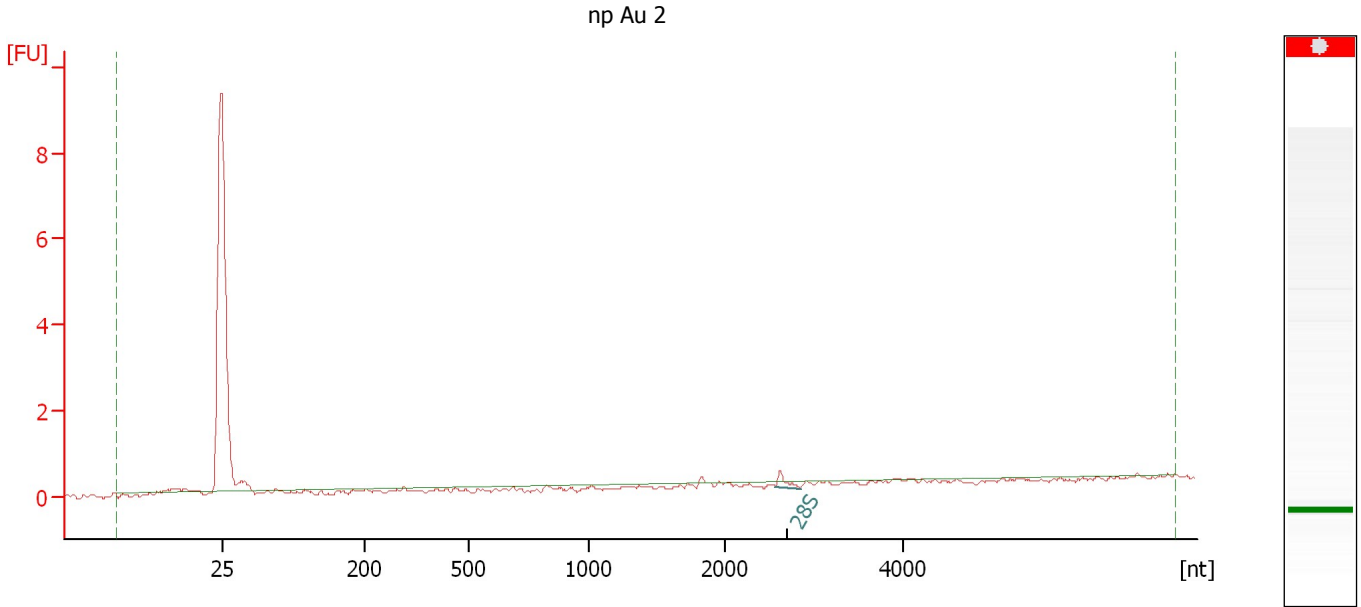
Overall Results for sample 4 : np Au 1

RNA Area:	16.6	RNA Integrity Number (RIN):	1 (B.02.08)
RNA Concentration:	183 pg/μl	Result Flagging Color:	
rRNA Ratio [28s / 18s]:	0.0	Result Flagging Label:	RIN:1

Assay Class: Eukaryote Total RNA Pico
 Data Path: C:\...pert\data\2016-05-03\2016-05-03_004_HiSeq487_TotalRNAQC.xad

Created: 5/3/2016 4:23:23 PM
 Modified: 5/4/2016 11:37:07 AM

Electropherogram Summary Continued ...



Overall Results for sample 5 : np Au 2

RNA Area:	1.3	RNA Integrity Number (RIN):	N/A (B.02.08)
RNA Concentration:	14 pg/μl	Result Flagging Color:	
rRNA Ratio [28s / 18s]:	0.0	Result Flagging Label:	RIN N/A

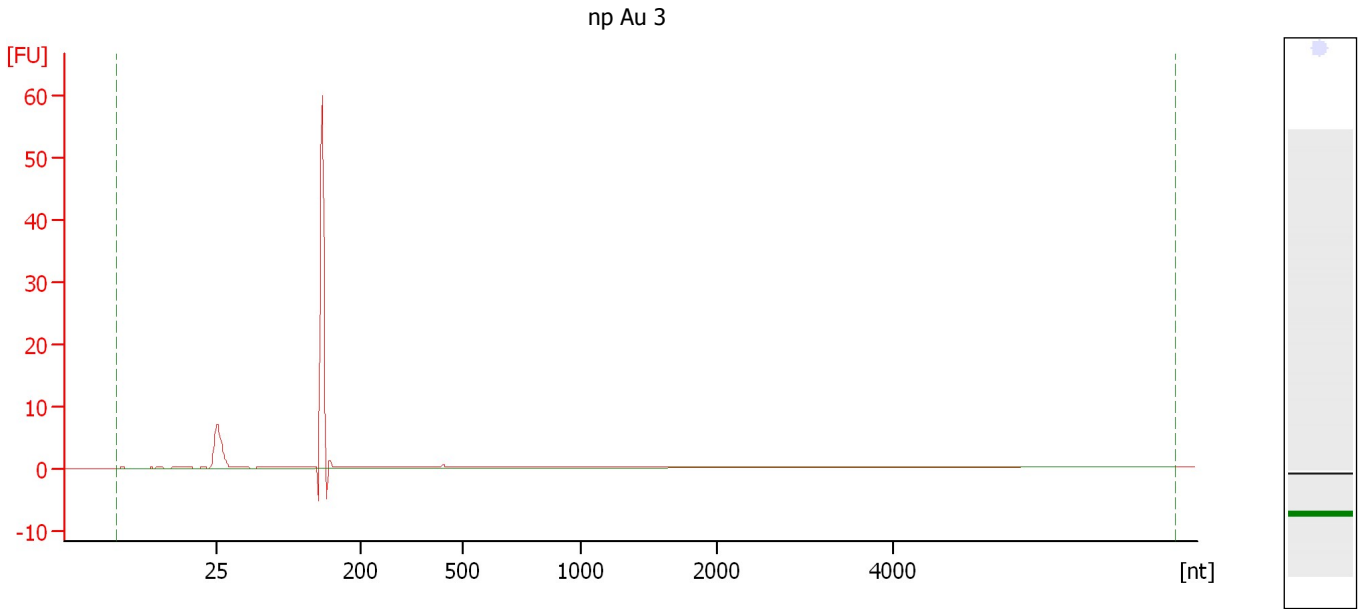
Fragment table for sample 5 : np Au 2

Name	Start Size [nt]	End Size [nt]	Area	% of total Area
28S	2,571	2,859	0.3	22.4

Assay Class: Eukaryote Total RNA Pico
Data Path: C:\...pert\data\2016-05-03\2016-05-03_004_HiSeq487_TotalRNAQC.xad

Created: 5/3/2016 4:23:23 PM
Modified: 5/4/2016 11:37:07 AM

Electropherogram Summary Continued ...



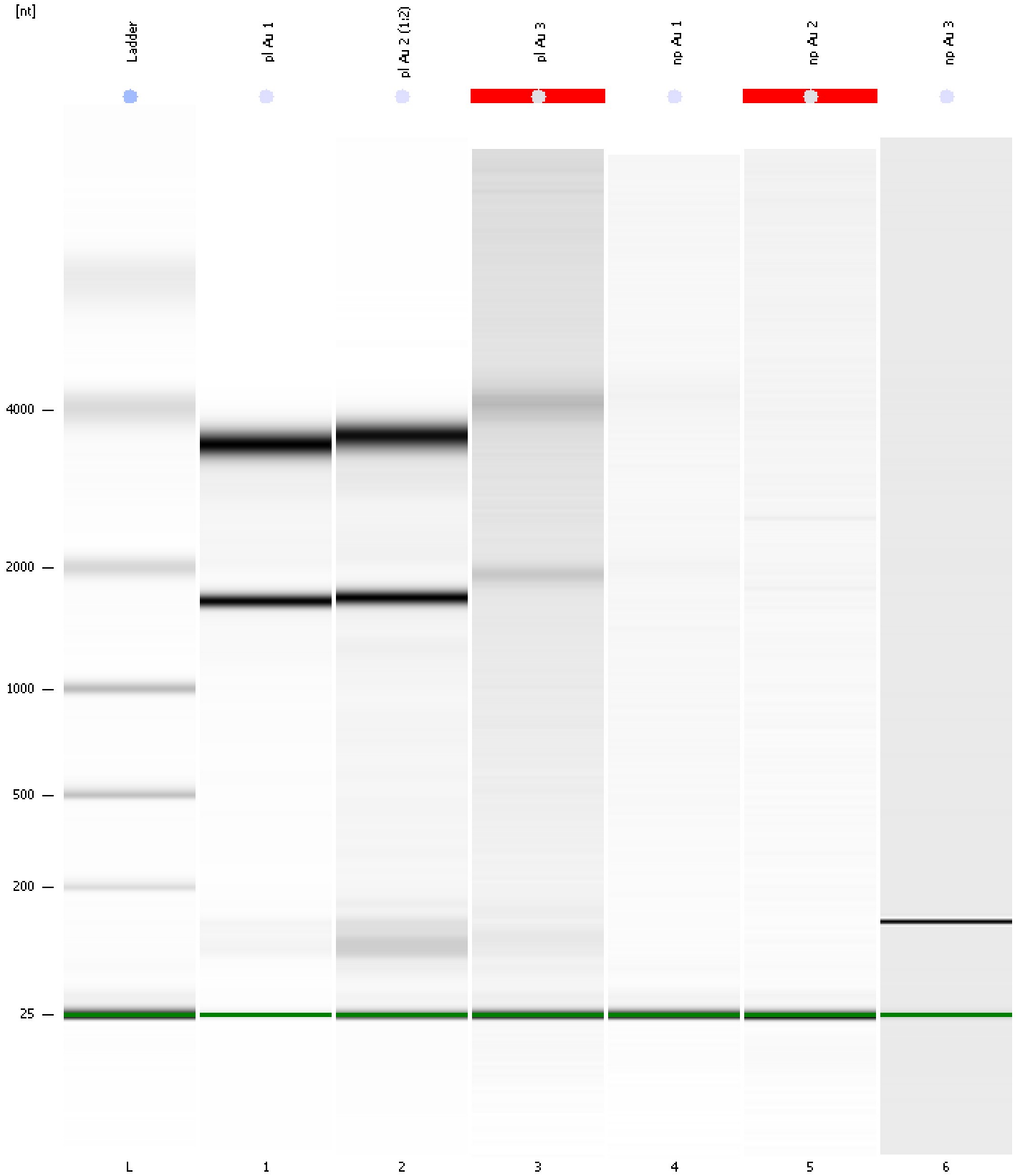
Overall Results for sample 6 : np Au 3

RNA Area:	54.7	RNA Integrity Number (RIN):	2.5 (B.02.08)
RNA Concentration:	603 pg/μl	Result Flagging Color:	
rRNA Ratio [28s / 18s]:	0.0	Result Flagging Label:	RIN: 2.50

Assay Class: Eukaryote Total RNA Pico
Data Path: C:\...pert\data\2016-05-03\2016-05-03_004_HiSeq487_TotalRNAQC.xad

Created: 5/3/2016 4:23:23 PM
Modified: 5/4/2016 11:37:07 AM

Gel Image

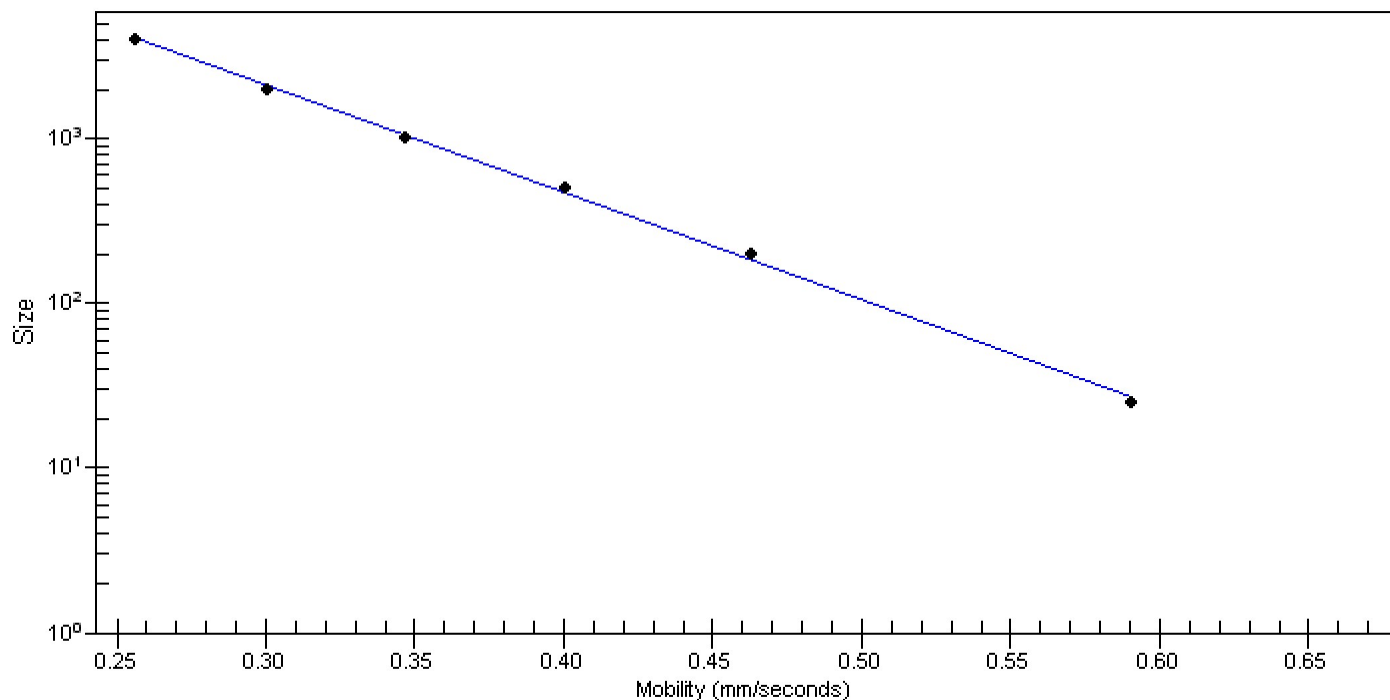


Assay Class: Eukaryote Total RNA Pico
Data Path: C:\...pert\data\2016-05-03\2016-05-03_004_HiSeq487_TotalRNAQC.xad

Created: 5/3/2016 4:23:23 PM
Modified: 5/4/2016 11:37:07 AM

Curves

Standard Curve



Assay Class: Eukaryote Total RNA Pico
 Data Path: C:\...pert\data\2016-05-03\2016-05-03_004_HiSeq487_TotalRNAQC.xad

Created: 5/3/2016 4:23:23 PM
 Modified: 5/4/2016 11:37:07 AM

Run Logbook

Description	Number	Source	Category	Sub Category	Time	Time Zone	User	Host
Run ended on port 1 (Number of wells acquired: 10)		Instrument	Run		5/3/2016 4:43:23 PM	(GMT --07:00) Pacific Standard Time	UC Davis	D8XSMGH1
Run started on port 1 (File: C:\Program Files\Agilent\2100 bioanalyzer\2100 expert\data\2016-05-03\2016-05-03_004.xad)		Instrument	Run		5/3/2016 4:23:29 PM	(GMT --07:00) Pacific Standard Time	UC Davis	D8XSMGH1
Product Number : G2938B		Instrument	Run		5/3/2016 4:23:29 PM	(GMT --07:00) Pacific Standard Time	UC Davis	D8XSMGH1
Name :		Instrument	Run		5/3/2016 4:23:29 PM	(GMT --07:00) Pacific Standard Time	UC Davis	D8XSMGH1
Vendor : Agilent Technologies		Instrument	Run		5/3/2016 4:23:29 PM	(GMT --07:00) Pacific Standard Time	UC Davis	D8XSMGH1
Serial# : DE13701086		Instrument	Run		5/3/2016 4:23:29 PM	(GMT --07:00) Pacific Standard Time	UC Davis	D8XSMGH1
Firmware : C.01.069		Instrument	Run		5/3/2016 4:23:29 PM	(GMT --07:00) Pacific Standard Time	UC Davis	D8XSMGH1
Cartridge : Electrode		Instrument	Run		5/3/2016 4:23:29 PM	(GMT --07:00) Pacific Standard Time	UC Davis	D8XSMGH1