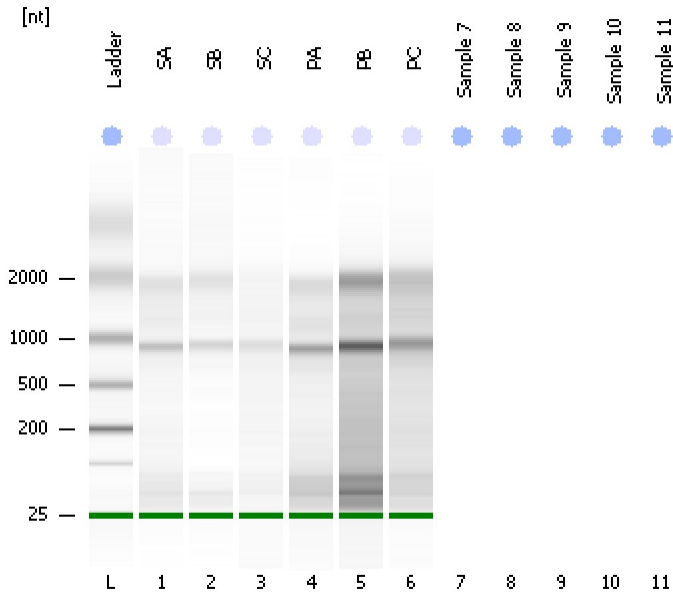


Assay Class: Eukaryote Total RNA Pico
Data Path: C:\... bioanalyzer\2100 expert\data\2017-02-14\2017-02-14_001.xad

Created: 2/14/2017 7:19:19 AM
Modified: 2/14/2017 7:48:28 AM

Electrophoresis File Run Summary



Instrument Information:

Instrument Name: DE13701086 Firmware: C.01.069
Serial#: DE13701086 Type: G2938B

Assay Information:

Assay Origin Path: C:\Program Files\Agilent\2100 bioanalyzer\2100 expert\assays\RNA\Eukaryote Total RNA Pico Series II.xsy

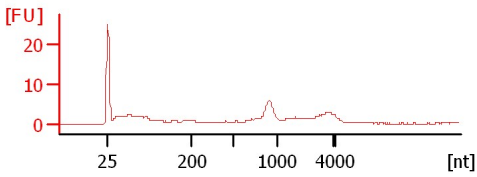
Assay Class: Eukaryote Total RNA Pico
Version: 2.6
Assay Comments: Total RNA Analysis pg sensitivity (Eukaryote)

© Copyright 2003 - 2009 Agilent Technologies, Inc.

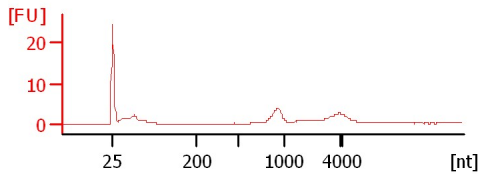
Chip Information:

Chip Lot #:
Reagent Kit Lot #:
Chip Comments:

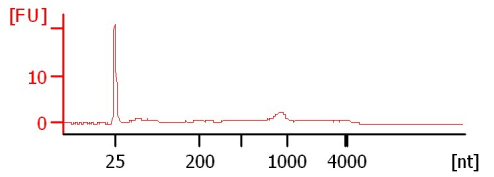
SA
RIN: 7.70



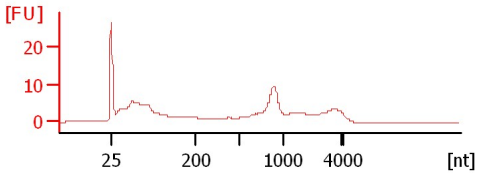
SB
RIN: 9.10



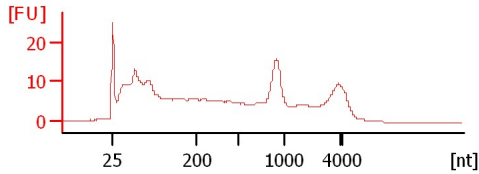
SC
RIN: 5.60



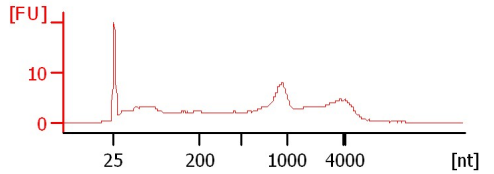
PA
RIN: 6.60



PB
RIN: 6.20



PC
RIN: 5.40



Assay Class: Eukaryote Total RNA Pico
 Data Path: C:\... bioanalyzer\2100 expert\data\2017-02-14\2017-02-14_001.xad

Created: 2/14/2017 7:19:19 AM
 Modified: 2/14/2017 7:48:28 AM

Electrophoresis File Run Summary (Chip Summary)

Sample Name	Sample Comment	Status	Result Label	Result Color
SA		✓	RIN: 7.70	
SB		✓	RIN: 9.10	
SC		✓	RIN: 5.60	
PA		✓	RIN: 6.60	
PB		✓	RIN: 6.20	
PC		✓	RIN: 5.40	
Sample 7				
Sample 8				
Sample 9				
Sample 10				
Sample 11				
Ladder		✓	All Other Samples	

Chip Lot #

Reagent Kit Lot #

Chip Comments :

Assay Class: Eukaryote Total RNA Pico
Data Path: C:\... bioanalyzer\2100 expert\data\2017-02-14\2017-02-14_001.xad

Created: 2/14/2017 7:19:19 AM
Modified: 2/14/2017 7:48:28 AM

Electrophoresis Assay Details

General Analysis Settings

Number of Available Sample and Ladder Wells (Max.) : 12
Minimum Visible Range [s] : 17
Maximum Visible Range [s] : 70
Start Analysis Time Range [s] : 18
End Analysis Time Range [s] : 69
Ladder Concentration [pg/ μ l] : 1000
Lower Marker Concentration [pg/ μ l] : 0
Upper Marker Concentration [pg/ μ l] : 0
Used Lower Marker for Quantitation
Standard Curve Fit is Logarithmic
Show Data Aligned to Lower Marker

Integrator Settings

Integration Start Time [s] : 18
Integration End Time [s] : 69
Slope Threshold : 0.6
Height Threshold [FU] : 0.5
Area Threshold : 0.2
Width Threshold [s] : 0.3
Baseline Plateau [s] : 6

Filter Settings

Filter Width [s] : 0.5
Polynomial Order : 4

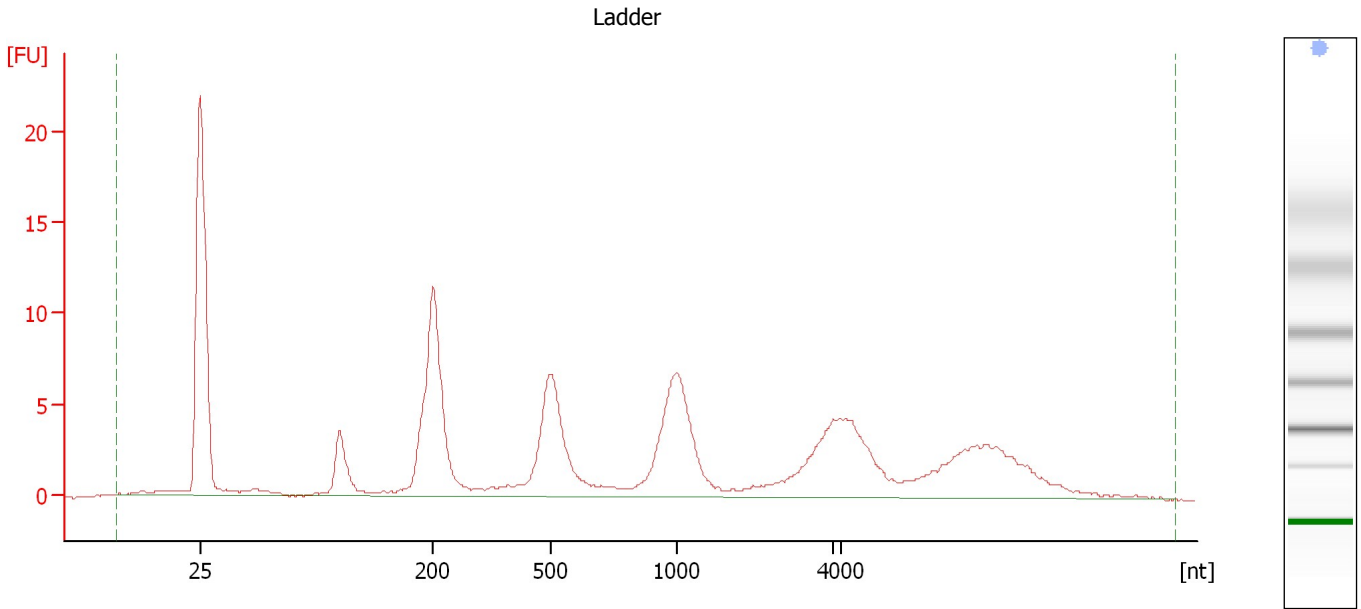
Ladder

Ladder Peak	Size
1	25
2	200
3	500
4	1000
5	2000
6	4000

Assay Class: Eukaryote Total RNA Pico
Data Path: C:\... bioanalyzer\2100 expert\data\2017-02-14\2017-02-14_001.xad

Created: 2/14/2017 7:19:19 AM
Modified: 2/14/2017 7:48:28 AM

Electropherogram Summary



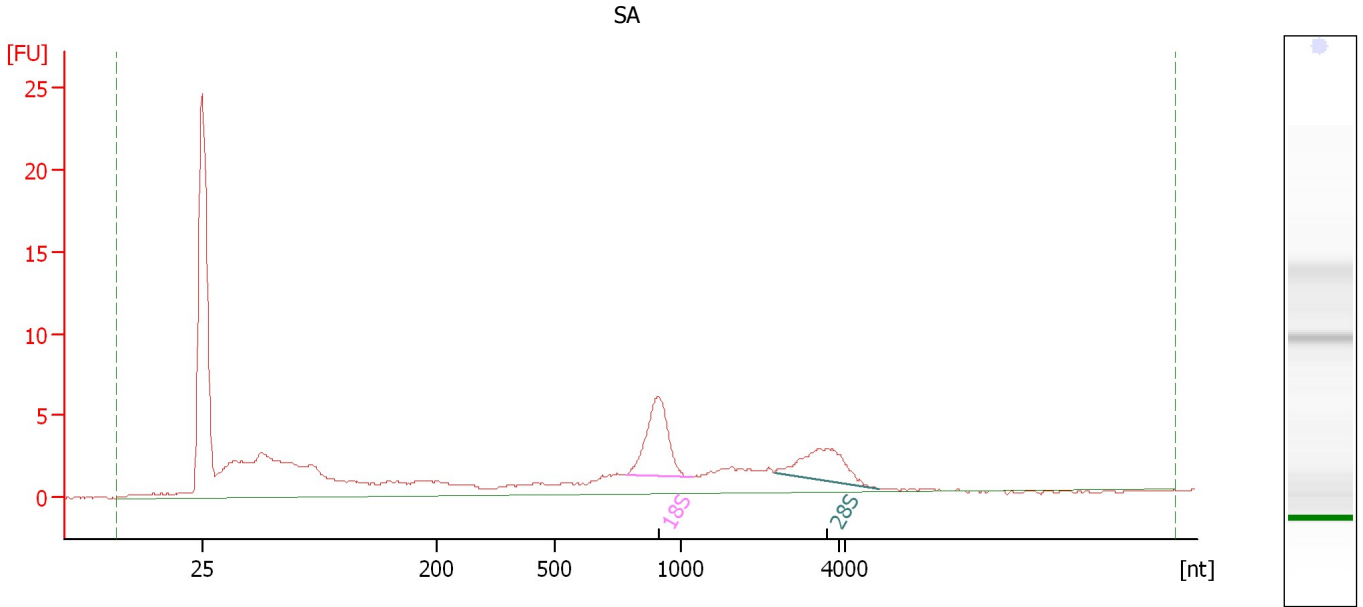
Overall Results for Ladder

RNA Area:	152.7	Result Flagging Color:	
RNA Concentration:	1,000 pg/μl	Result Flagging Label:	All Other Samples

Assay Class: Eukaryote Total RNA Pico
Data Path: C:\... bioanalyzer\2100 expert\data\2017-02-14\2017-02-14_001.xad

Created: 2/14/2017 7:19:19 AM
Modified: 2/14/2017 7:48:28 AM

Electropherogram Summary Continued ...



Overall Results for sample 1 : SA

RNA Area:	119.6	RNA Integrity Number (RIN):	7.7 (B.02.08)
RNA Concentration:	783 pg/μl	Result Flagging Color:	
rRNA Ratio [28s / 18s]:	0.7	Result Flagging Label:	RIN: 7.70

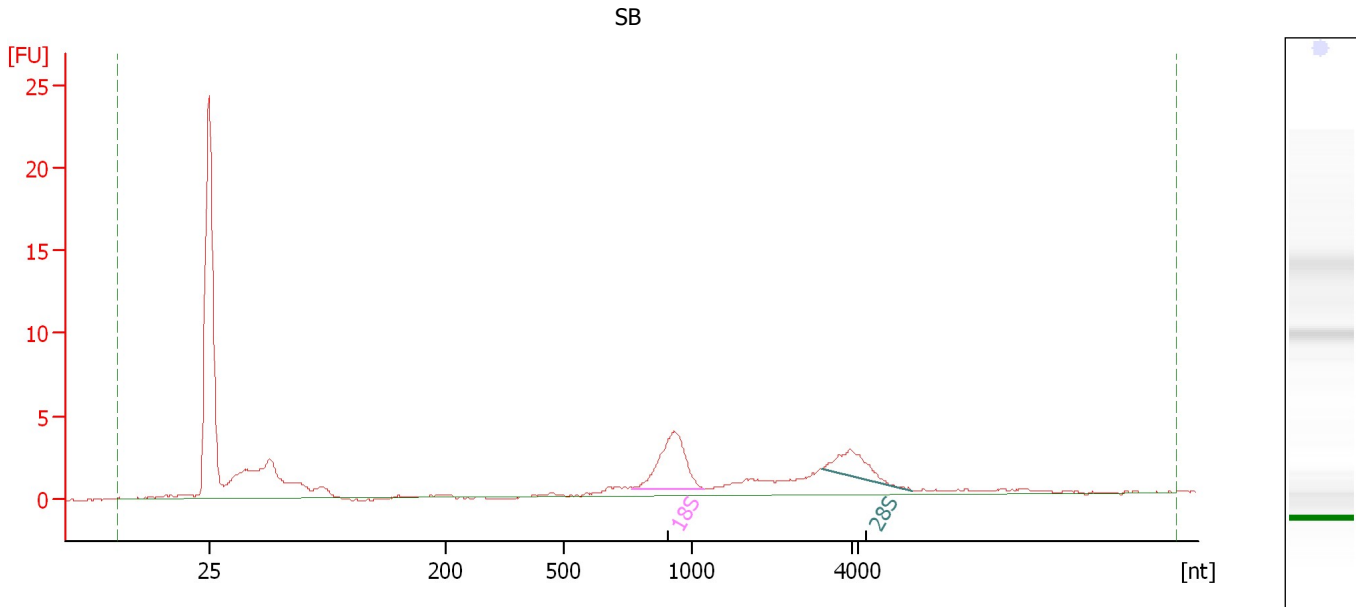
Fragment table for sample 1 : SA

Name	Start Size [nt]	End Size [nt]	Area	% of total Area
18S	785	1,075	12.8	10.7
28S	1,589	14,435	9.0	7.5

Assay Class: Eukaryote Total RNA Pico
Data Path: C:\... bioanalyzer\2100 expert\data\2017-02-14\2017-02-14_001.xad

Created: 2/14/2017 7:19:19 AM
Modified: 2/14/2017 7:48:28 AM

Electropherogram Summary Continued ...



Overall Results for sample 2 : SB

RNA Area:	65.6	RNA Integrity Number (RIN):	9.1 (B.02.08)
RNA Concentration:	430 pg/μl	Result Flagging Color:	
rRNA Ratio [28s / 18s]:	0.4	Result Flagging Label:	RIN: 9.10

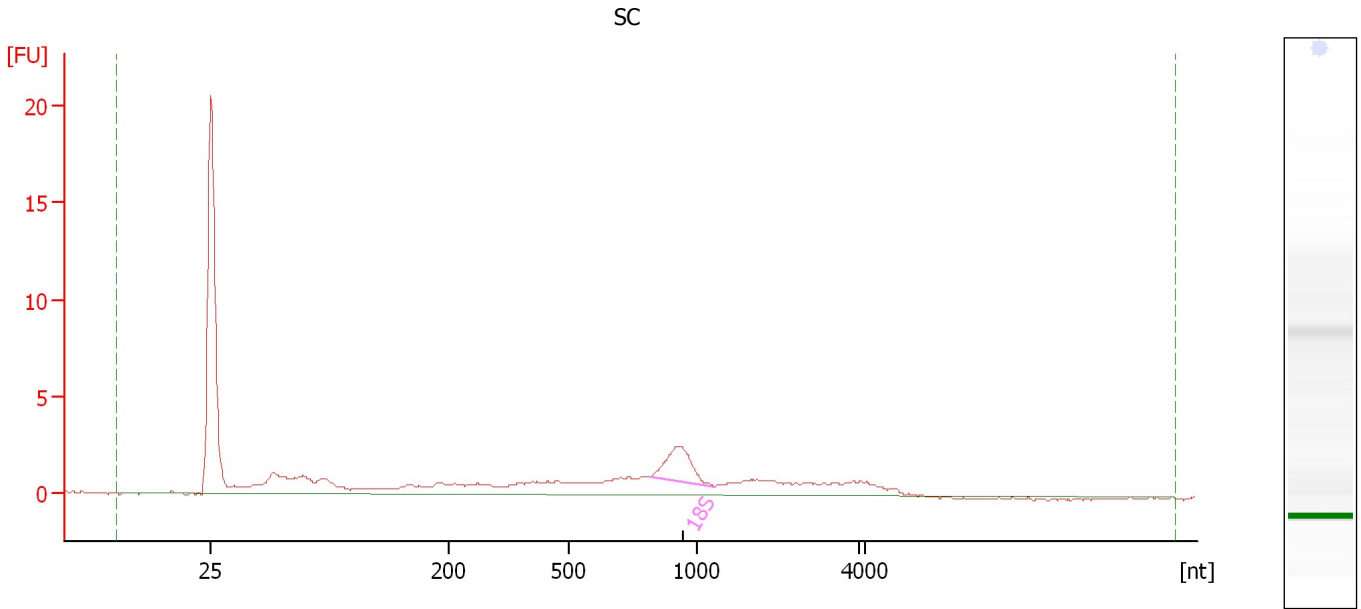
Fragment table for sample 2 : SB

Name	Start Size [nt]	End Size [nt]	Area	% of total Area
18S	763	1,075	10.6	16.1
28S	1,813	20,762	4.6	7.1

Assay Class: Eukaryote Total RNA Pico
Data Path: C:\... bioanalyzer\2100 expert\data\2017-02-14\2017-02-14_001.xad

Created: 2/14/2017 7:19:19 AM
Modified: 2/14/2017 7:48:28 AM

Electropherogram Summary Continued ...



Overall Results for sample 3 : SC

RNA Area:	54.7	RNA Integrity Number (RIN):	5.6 (B.02.08)
RNA Concentration:	358 µg/µl	Result Flagging Color:	
rRNA Ratio [28s / 18s]:	0.0	Result Flagging Label:	RIN: 5.60

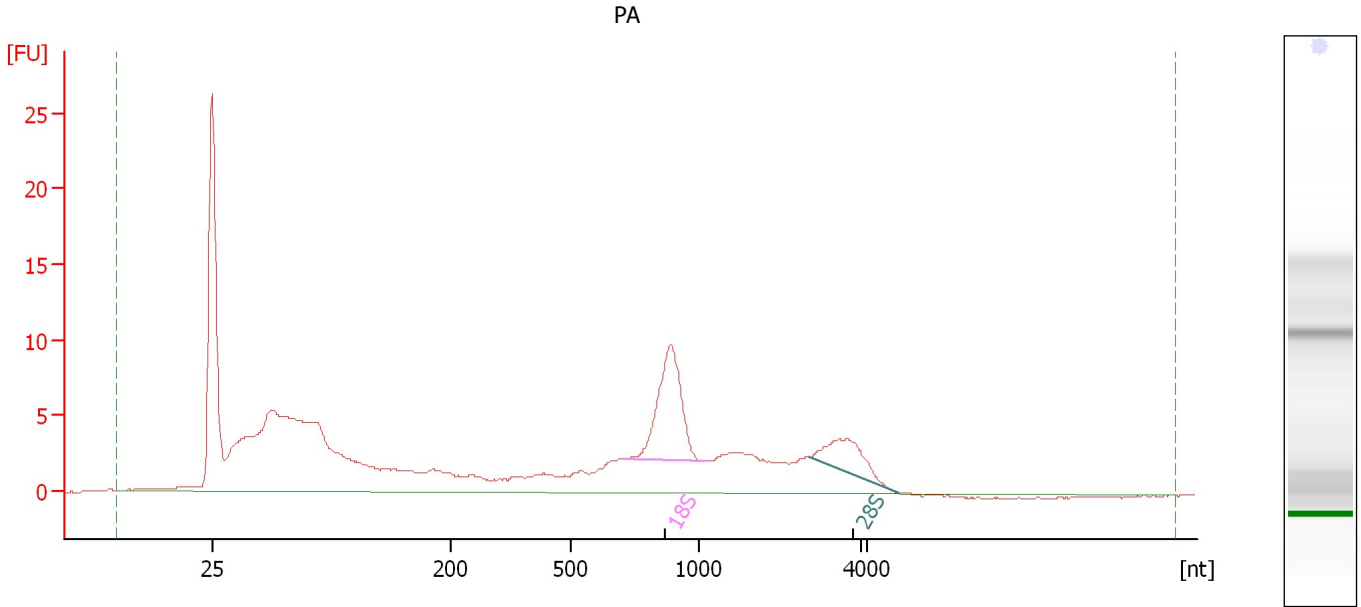
Fragment table for sample 3 : SC

Name	Start Size [nt]	End Size [nt]	Area	% of total Area
18S	815	1,103	5.3	9.6

Assay Class: Eukaryote Total RNA Pico
Data Path: C:\... bioanalyzer\2100 expert\data\2017-02-14\2017-02-14_001.xad

Created: 2/14/2017 7:19:19 AM
Modified: 2/14/2017 7:48:28 AM

Electropherogram Summary Continued ...



Overall Results for sample 4 : PA

RNA Area: 212.2 RNA Integrity Number (RIN): 6.6 (B.02.08)
RNA Concentration: 1,390 pg/μl Result Flagging Color:
rRNA Ratio [28s / 18s]: 0.4 Result Flagging Label: RIN: 6.60

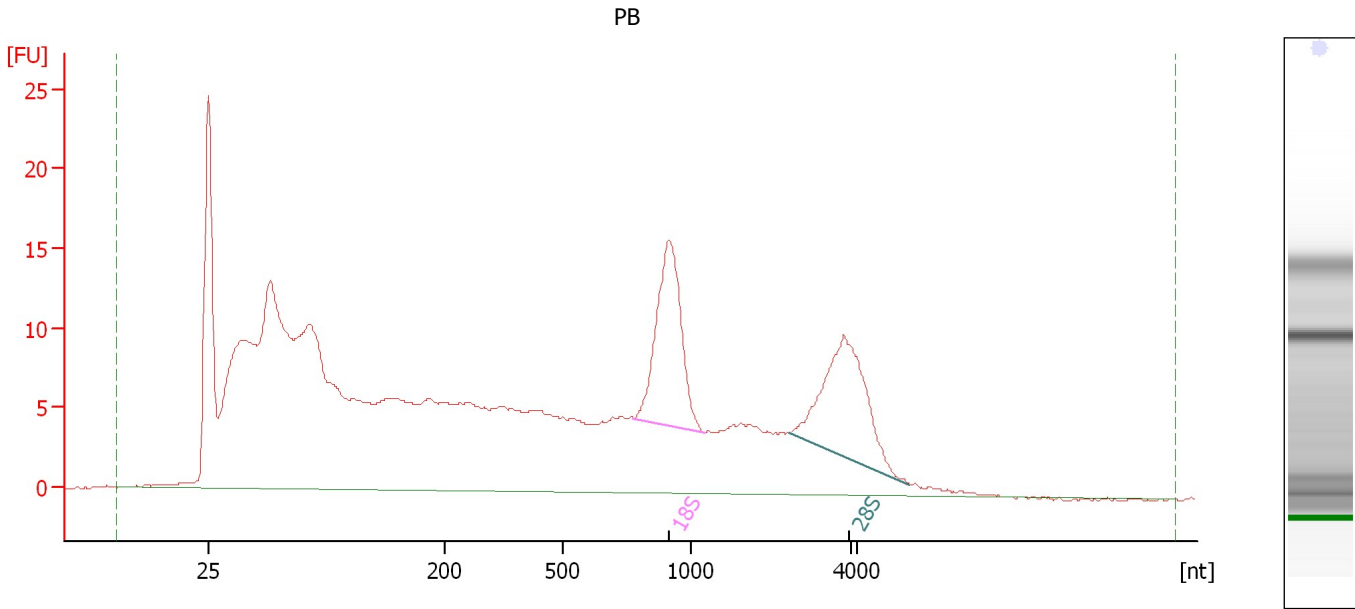
Fragment table for sample 4 : PA

Name	Start Size [nt]	End Size [nt]	Area	% of total Area
18S	704	1,043	21.3	10.0
28S	1,681	13,418	8.4	4.0

Assay Class: Eukaryote Total RNA Pico
Data Path: C:\... bioanalyzer\2100 expert\data\2017-02-14\2017-02-14_001.xad

Created: 2/14/2017 7:19:19 AM
Modified: 2/14/2017 7:48:28 AM

Electropherogram Summary Continued ...



Overall Results for sample 5 : PB

RNA Area:	548.1	RNA Integrity Number (RIN):	6.2 (B.02.08)
RNA Concentration:	3,590 µg/µl	Result Flagging Color:	
rRNA Ratio [28s / 18s]:	0.9	Result Flagging Label:	RIN: 6.20

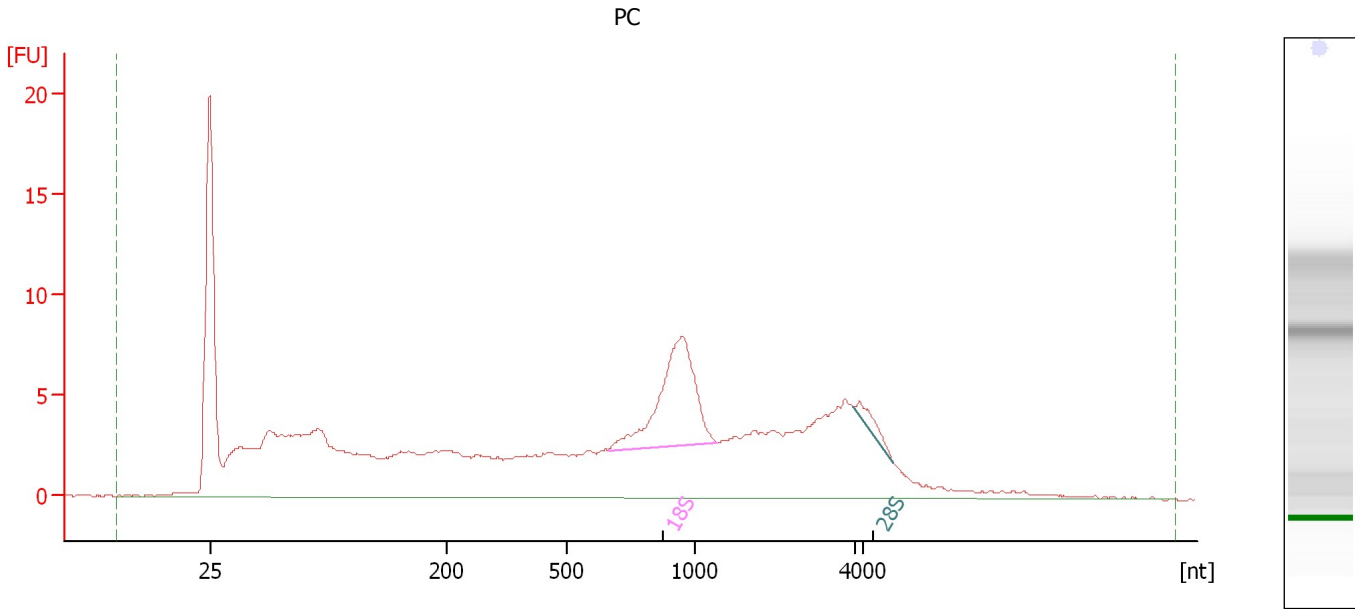
Fragment table for sample 5 : PB

Name	Start Size [nt]	End Size [nt]	Area	% of total Area
18S	771	1,082	34.7	6.3
28S	1,612	20,105	32.7	6.0

Assay Class: Eukaryote Total RNA Pico
 Data Path: C:\... bioanalyzer\2100 expert\data\2017-02-14\2017-02-14_001.xad

Created: 2/14/2017 7:19:19 AM
 Modified: 2/14/2017 7:48:28 AM

Electropherogram Summary Continued ...



Overall Results for sample 6 : PC

RNA Area:	245.0	RNA Integrity Number (RIN):	5.4 (B.02.08)
RNA Concentration:	1,604 pg/μl	Result Flagging Color:	
rRNA Ratio [28s / 18s]:	0.1	Result Flagging Label:	RIN: 5.40

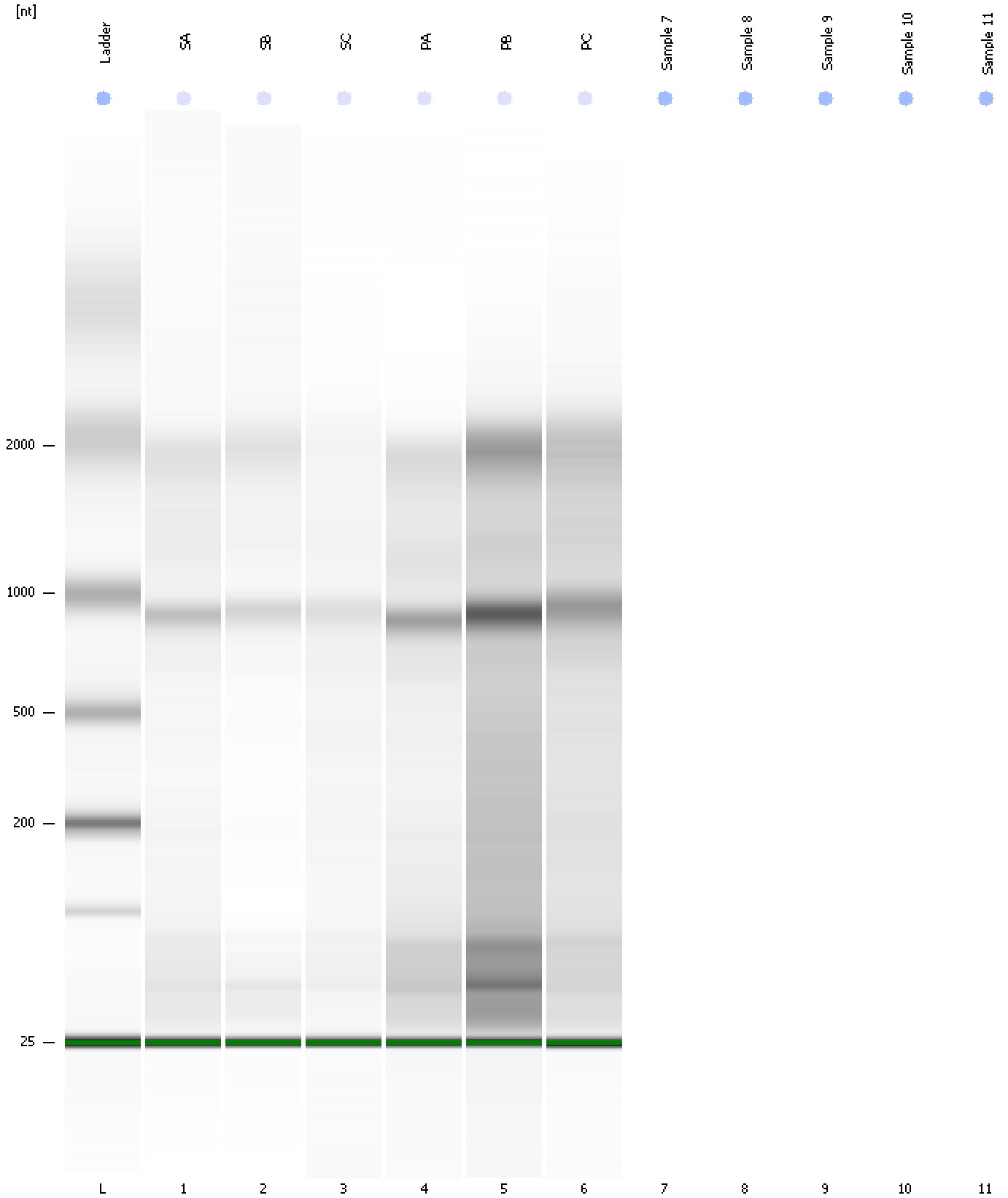
Fragment table for sample 6 : PC

Name	Start Size [nt]	End Size [nt]	Area	% of total Area
18S	660	1,136	22.8	9.3
28S	1,983	13,641	1.8	0.7

Assay Class: Eukaryote Total RNA Pico
Data Path: C:\... bioanalyzer\2100 expert\data\2017-02-14\2017-02-14_001.xad

Created: 2/14/2017 7:19:19 AM
Modified: 2/14/2017 7:48:28 AM

Gel Image



Assay Class: Eukaryote Total RNA Pico
Data Path: C:\... bioanalyzer\2100 expert\data\2017-02-14\2017-02-14_001.xad

Created: 2/14/2017 7:19:19 AM
Modified: 2/14/2017 7:48:28 AM

Invalid Samples

Sample 7 has not been run, no results available.

Sample 8 has not been run, no results available.

Sample 9 has not been run, no results available.

Sample 10 has not been run, no results available.

Sample 11 has not been run, no results available.

Assay Class: Eukaryote Total RNA Pico
 Data Path: C:\... bioanalyzer\2100 expert\data\2017-02-14\2017-02-14_001.xad

Created: 2/14/2017 7:19:19 AM
 Modified: 2/14/2017 7:48:28 AM

Run Logbook

Description	Number	Source	Category	Sub Category	Time	Time Zone	User	Host
Run ended on port 1 (Number of wells acquired: 7)		Instrument	Run		2/14/2017 7:35:03 AM	(GMT --08:00) Pacific Standard Time	UC Davis	D8XSMGH1
Run started on port 1 (File: C:\Program Files\Agilent\2100 bioanalyzer\2100 expert\data\2017-02-14\2017-02-14_001.xad)		Instrument	Run		2/14/2017 7:19:24 AM	(GMT --08:00) Pacific Standard Time	UC Davis	D8XSMGH1
Product Number : G2938B		Instrument	Run		2/14/2017 7:19:24 AM	(GMT --08:00) Pacific Standard Time	UC Davis	D8XSMGH1
Name :		Instrument	Run		2/14/2017 7:19:24 AM	(GMT --08:00) Pacific Standard Time	UC Davis	D8XSMGH1
Vendor : Agilent Technologies		Instrument	Run		2/14/2017 7:19:24 AM	(GMT --08:00) Pacific Standard Time	UC Davis	D8XSMGH1
Serial# : DE13701086		Instrument	Run		2/14/2017 7:19:24 AM	(GMT --08:00) Pacific Standard Time	UC Davis	D8XSMGH1
Firmware : C.01.069		Instrument	Run		2/14/2017 7:19:24 AM	(GMT --08:00) Pacific Standard Time	UC Davis	D8XSMGH1
Cartridge : Electrode		Instrument	Run		2/14/2017 7:19:24 AM	(GMT --08:00) Pacific Standard Time	UC Davis	D8XSMGH1