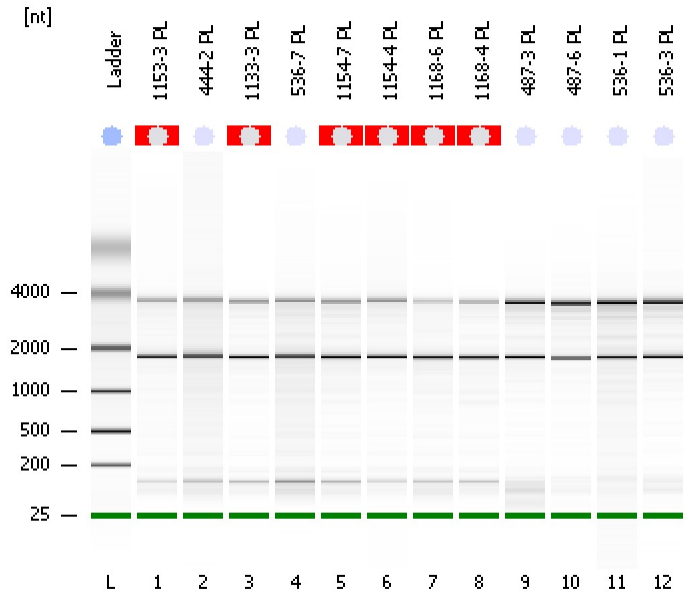


Assay Class: Eukaryote Total RNA Nano
Data Path: C:\... bioanalyzer\2100 expert\data\2017-06-08\2017-06-08_004.xad

Created: 6/8/2017 2:17:25 PM
Modified: 6/8/2017 2:41:14 PM

Electrophoresis File Run Summary



Instrument Information:

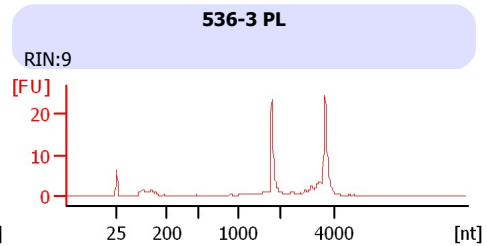
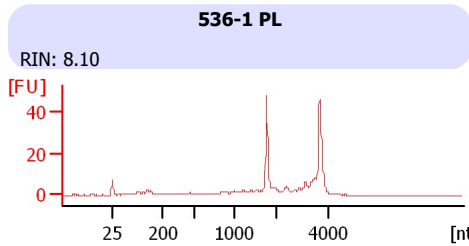
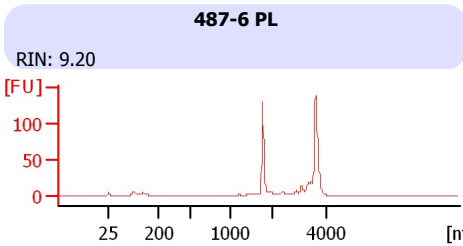
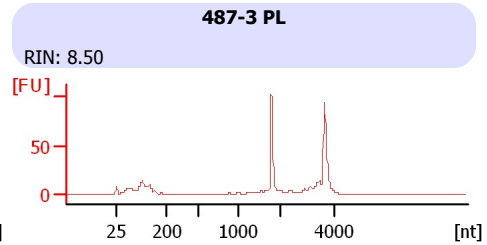
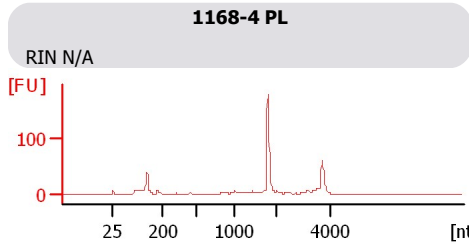
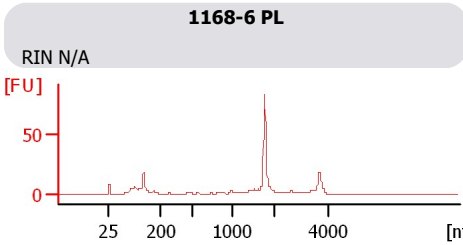
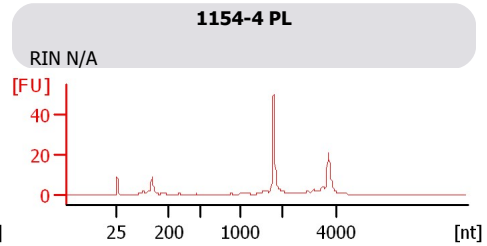
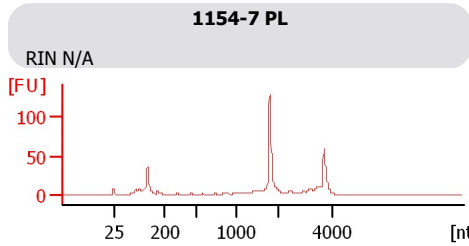
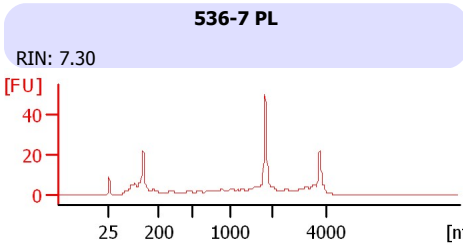
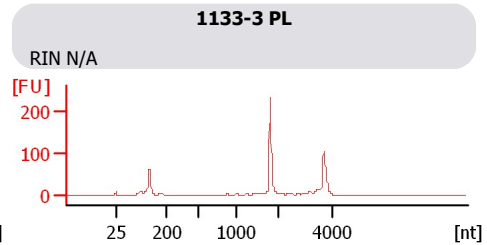
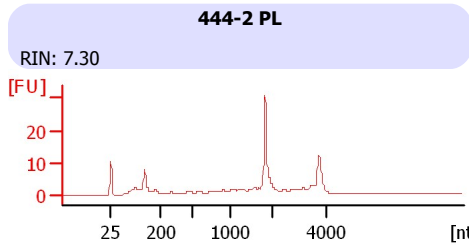
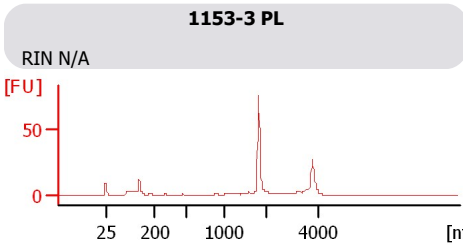
Instrument Name: DE13701086 Firmware: C.01.069
Serial#: DE13701086 Type: G2938B

Assay Information:

Assay Origin Path: C:\Program Files\Agilent\2100 bioanalyzer\2100 expert\assays\RNA\Eukaryote Total RNA Nano Series II.xsy
Assay Class: Eukaryote Total RNA Nano
Version: 2.6
Assay Comments: Total RNA Analysis ng sensitivity (Eukaryote)
© Copyright 2003 - 2009 Agilent Technologies, Inc.

Chip Information:

Chip Lot #:
Reagent Kit Lot #:
Chip Comments:



Assay Class: Eukaryote Total RNA Nano
Data Path: C:\... bioanalyzer\2100 expert\data\2017-06-08\2017-06-08_004.xad

Created: 6/8/2017 2:17:25 PM
Modified: 6/8/2017 2:41:14 PM

Electrophoresis File Run Summary (Chip Summary)

Sample Name	Sample Comment	Status	Result Label	Result Color
1153-3 PL		✓	RIN N/A	
444-2 PL		✓	RIN: 7.30	
1133-3 PL		✓	RIN N/A	
536-7 PL		✓	RIN: 7.30	
1154-7 PL		✓	RIN N/A	
1154-4 PL		✓	RIN N/A	
1168-6 PL		✓	RIN N/A	
1168-4 PL		✓	RIN N/A	
487-3 PL		✓	RIN: 8.50	
487-6 PL		✓	RIN: 9.20	
536-1 PL		✓	RIN: 8.10	
536-3 PL		✓	RIN:9	
Ladder		✓	All Other Samples	

Chip Lot #

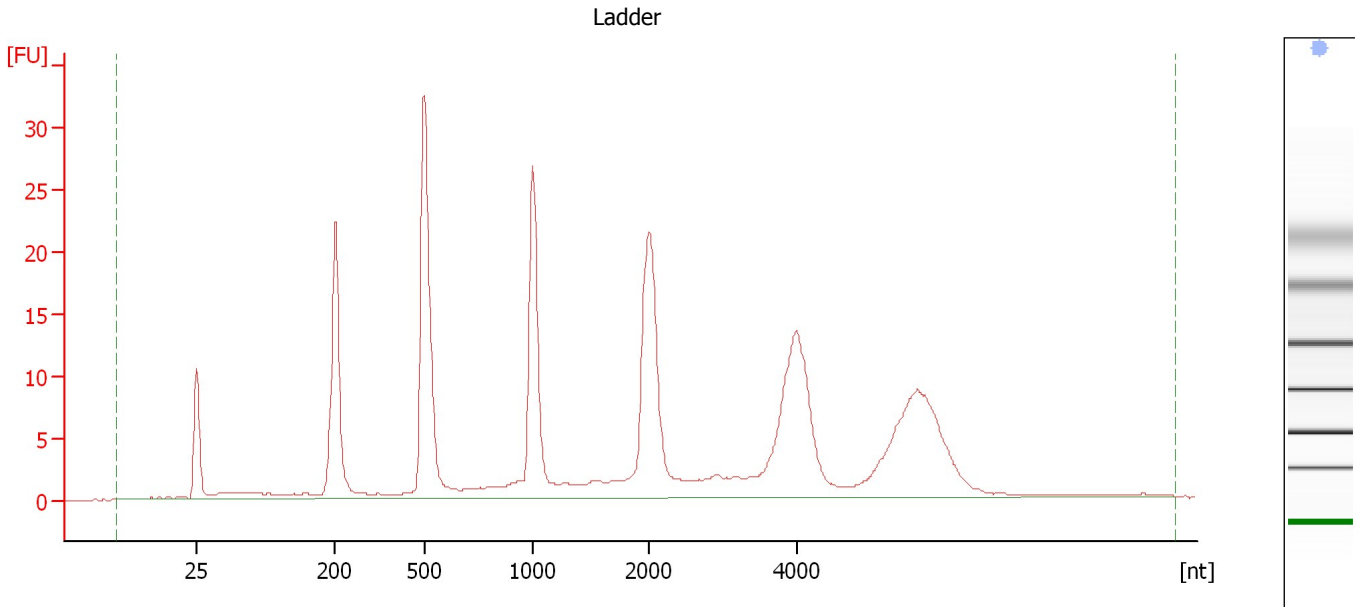
Reagent Kit Lot #

Chip Comments :

Assay Class: Eukaryote Total RNA Nano
Data Path: C:\... bioanalyzer\2100 expert\data\2017-06-08\2017-06-08_004.xad

Created: 6/8/2017 2:17:25 PM
Modified: 6/8/2017 2:41:14 PM

Electropherogram Summary



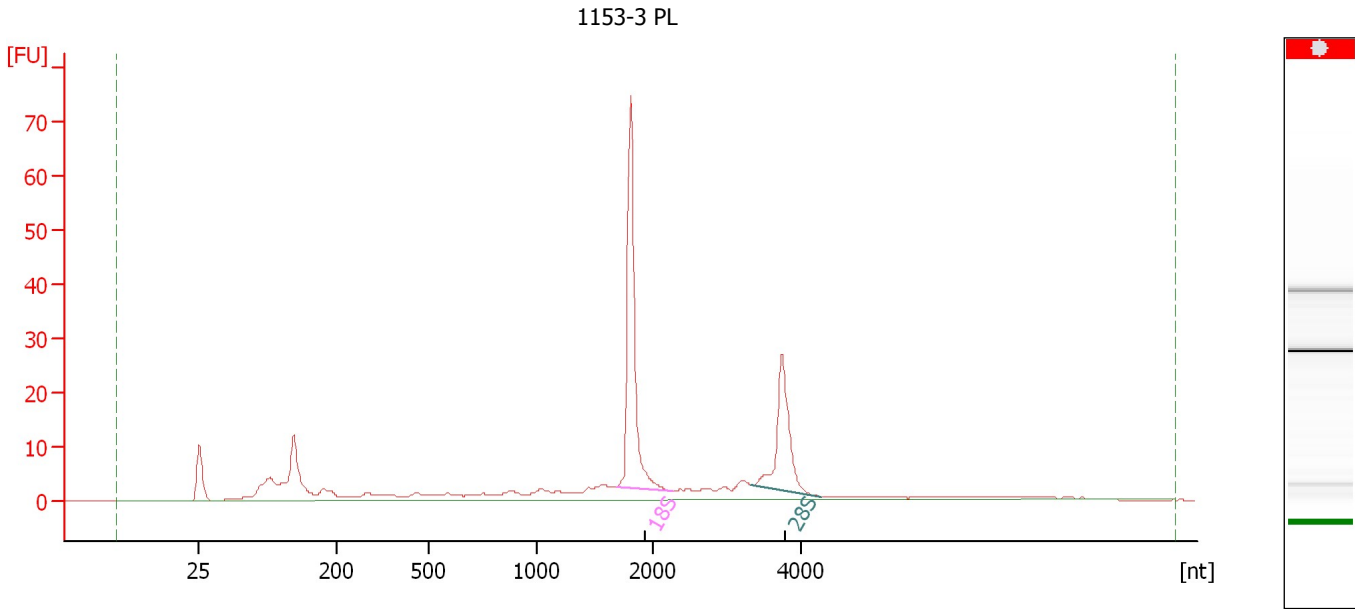
Overall Results for Ladder

RNA Area:	280.6	Result Flagging Color:	
RNA Concentration:	150 ng/μl	Result Flagging Label:	All Other Samples

Assay Class: Eukaryote Total RNA Nano
Data Path: C:\... bioanalyzer\2100 expert\data\2017-06-08\2017-06-08_004.xad

Created: 6/8/2017 2:17:25 PM
Modified: 6/8/2017 2:41:14 PM

Electropherogram Summary Continued ...



Overall Results for sample 1 : 1153-3 PL

RNA Area:	239.6	RNA Integrity Number (RIN):	N/A (B.02.08)
RNA Concentration:	128 ng/μl	Result Flagging Color:	
rRNA Ratio [28s / 18s]:	0.5	Result Flagging Label:	RIN N/A

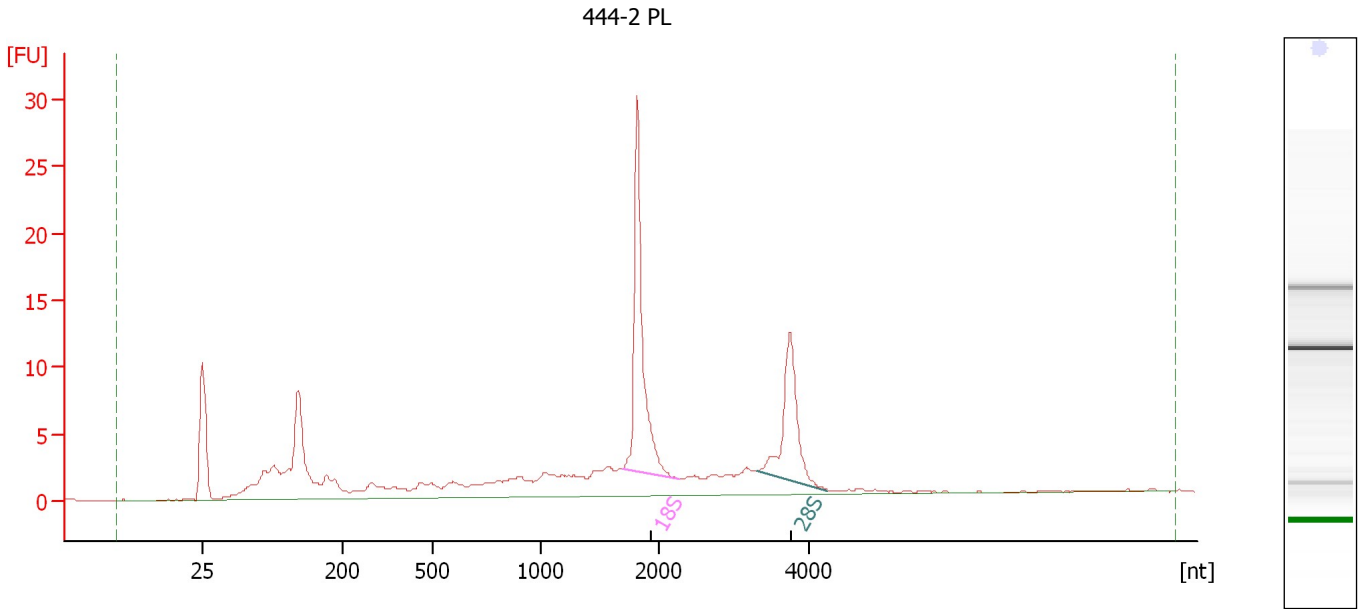
Fragment table for sample 1 : 1153-3 PL

Name	Start Size [nt]	End Size [nt]	Area	% of total Area
18S	1,691	2,262	62.3	26.0
28S	3,330	4,253	32.5	13.6

Assay Class: Eukaryote Total RNA Nano
Data Path: C:\... bioanalyzer\2100 expert\data\2017-06-08\2017-06-08_004.xad

Created: 6/8/2017 2:17:25 PM
Modified: 6/8/2017 2:41:14 PM

Electropherogram Summary Continued ...



Overall Results for sample 2 : 444-2 PL

RNA Area: 154.5 RNA Integrity Number (RIN): 7.3 (B.02.08)
RNA Concentration: 83 ng/μl Result Flagging Color:
rRNA Ratio [28s / 18s]: 0.6 Result Flagging Label: RIN: 7.30

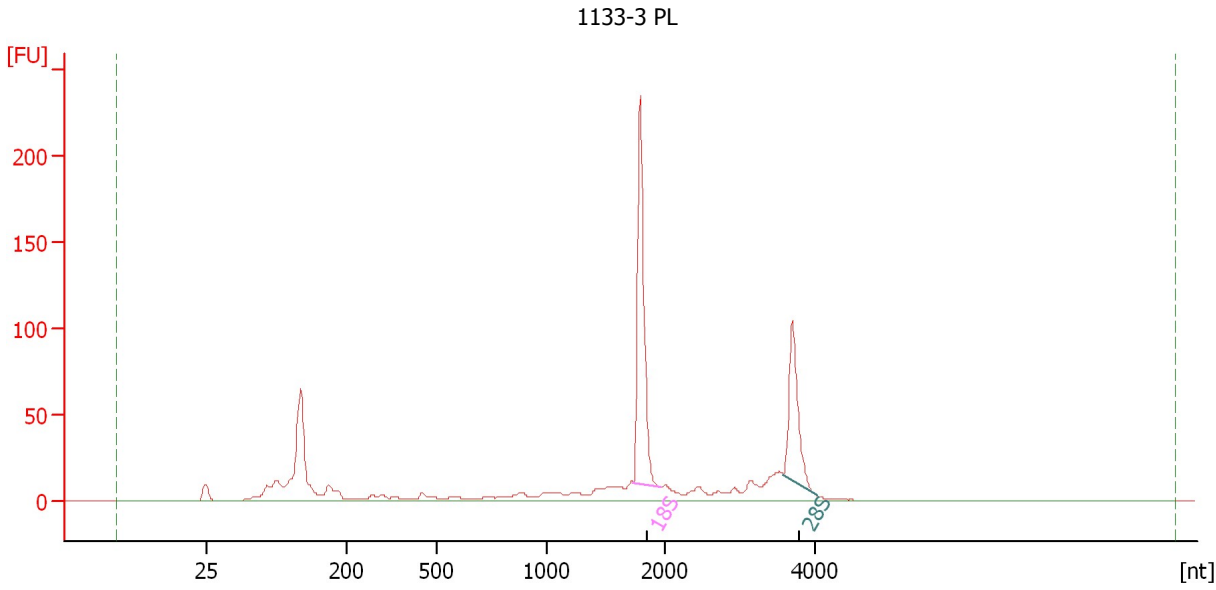
Fragment table for sample 2 : 444-2 PL

Name	Start Size [nt]	End Size [nt]	Area	% of total Area
18S	1,686	2,264	28.9	18.7
28S	3,296	4,257	16.1	10.4

Assay Class: Eukaryote Total RNA Nano
 Data Path: C:\... bioanalyzer\2100 expert\data\2017-06-08\2017-06-08_004.xad

Created: 6/8/2017 2:17:25 PM
 Modified: 6/8/2017 2:41:14 PM

Electropherogram Summary Continued ...



Overall Results for sample 3 : 1133-3 PL

RNA Area:	699.9	RNA Integrity Number (RIN):	N/A (B.02.08)
RNA Concentration:	374 ng/μl	Result Flagging Color:	
rRNA Ratio [28s / 18s]:	0.5	Result Flagging Label:	RIN N/A

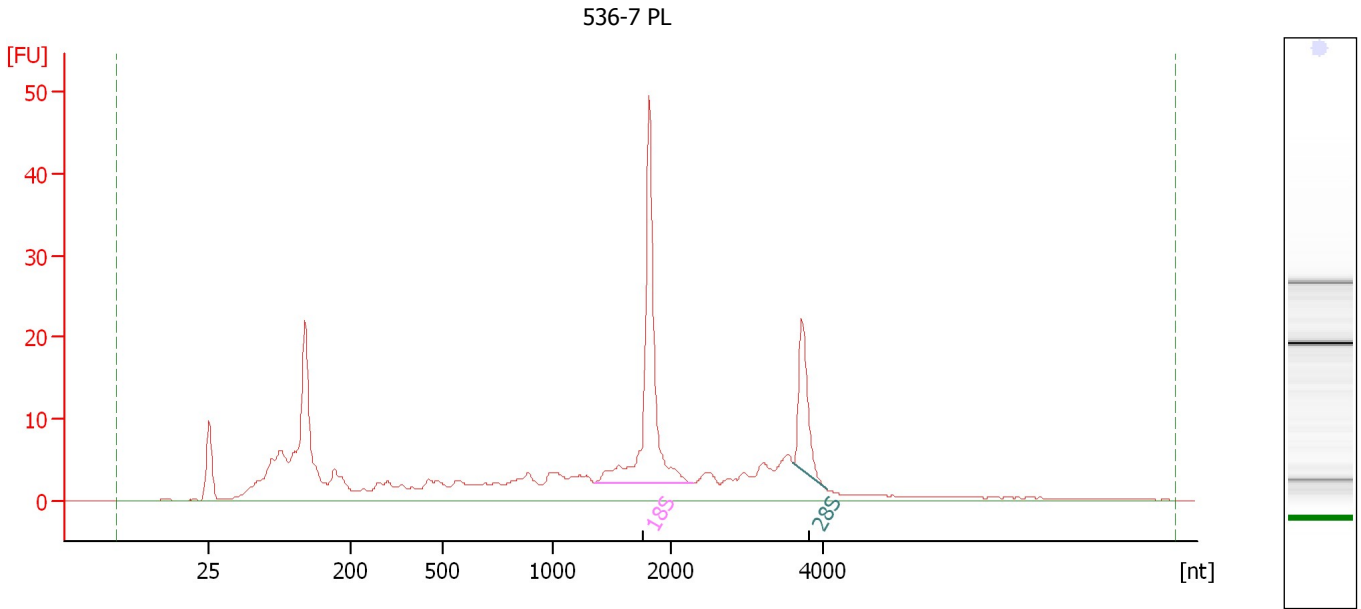
Fragment table for sample 3 : 1133-3 PL

Name	Start Size [nt]	End Size [nt]	Area	% of total Area
18S	1,726	1,961	175.7	25.1
28S	3,577	4,019	87.1	12.4

Assay Class: Eukaryote Total RNA Nano
Data Path: C:\... bioanalyzer\2100 expert\data\2017-06-08\2017-06-08_004.xad

Created: 6/8/2017 2:17:25 PM
Modified: 6/8/2017 2:41:14 PM

Electropherogram Summary Continued ...



Overall Results for sample 4 : 536-7 PL

RNA Area: 299.1 RNA Integrity Number (RIN): 7.3 (B.02.08)
RNA Concentration: 160 ng/μl Result Flagging Color:
rRNA Ratio [28s / 18s]: 0.3 Result Flagging Label: RIN: 7.30

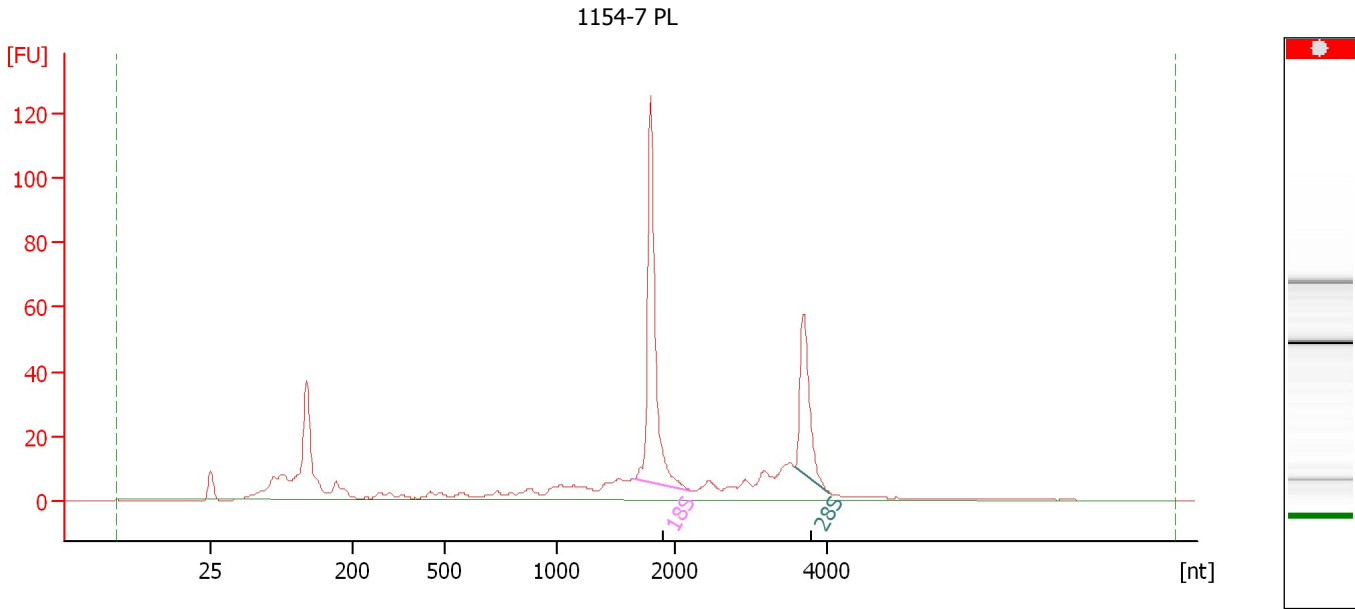
Fragment table for sample 4 : 536-7 PL

Name	Start Size [nt]	End Size [nt]	Area	% of total Area
18S	1,354	2,283	55.2	18.5
28S	3,613	4,052	17.0	5.7

Assay Class: Eukaryote Total RNA Nano
Data Path: C:\... bioanalyzer\2100 expert\data\2017-06-08\2017-06-08_004.xad

Created: 6/8/2017 2:17:25 PM
Modified: 6/8/2017 2:41:14 PM

Electropherogram Summary Continued ...



Overall Results for sample 5 : 1154-7 PL

RNA Area:	490.2	RNA Integrity Number (RIN):	N/A (B.02.08)
RNA Concentration:	262 ng/μl	Result Flagging Color:	
rRNA Ratio [28s / 18s]:	0.4	Result Flagging Label:	RIN N/A

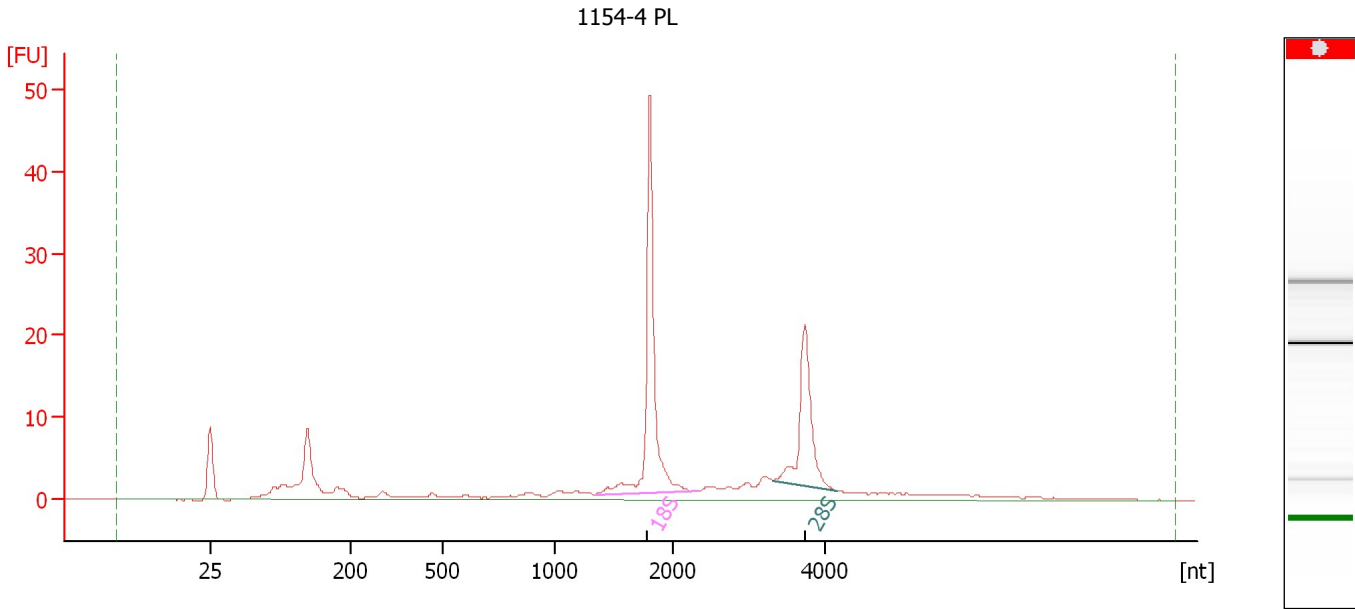
Fragment table for sample 5 : 1154-7 PL

Name	Start Size [nt]	End Size [nt]	Area	% of total Area
18S	1,662	2,213	115.0	23.5
28S	3,581	4,032	47.1	9.6

Assay Class: Eukaryote Total RNA Nano
Data Path: C:\... bioanalyzer\2100 expert\data\2017-06-08\2017-06-08_004.xad

Created: 6/8/2017 2:17:25 PM
Modified: 6/8/2017 2:41:14 PM

Electropherogram Summary Continued ...



Overall Results for sample 6 : 1154-4 PL

RNA Area: 157.2 RNA Integrity Number (RIN): N/A (B.02.08)
RNA Concentration: 84 ng/μl Result Flagging Color:
rRNA Ratio [28s / 18s]: 0.5 Result Flagging Label: RIN N/A

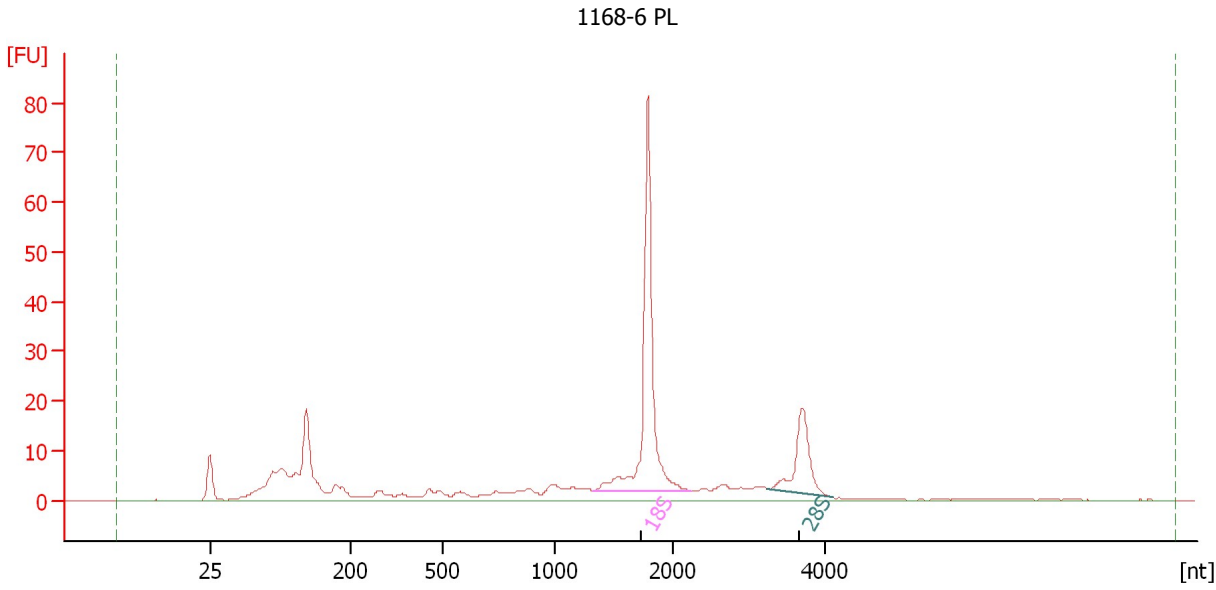
Fragment table for sample 6 : 1154-4 PL

Name	Start Size [nt]	End Size [nt]	Area	% of total Area
18S	1,347	2,326	46.1	29.3
28S	3,315	4,162	23.6	15.0

Assay Class: Eukaryote Total RNA Nano
Data Path: C:\... bioanalyzer\2100 expert\data\2017-06-08\2017-06-08_004.xad

Created: 6/8/2017 2:17:25 PM
Modified: 6/8/2017 2:41:14 PM

Electropherogram Summary Continued ...



Overall Results for sample 7 : 1168-6 PL

RNA Area:	291.8	RNA Integrity Number (RIN):	N/A (B.02.08)
RNA Concentration:	156 ng/μl	Result Flagging Color:	
rRNA Ratio [28s / 18s]:	0.3	Result Flagging Label:	RIN N/A

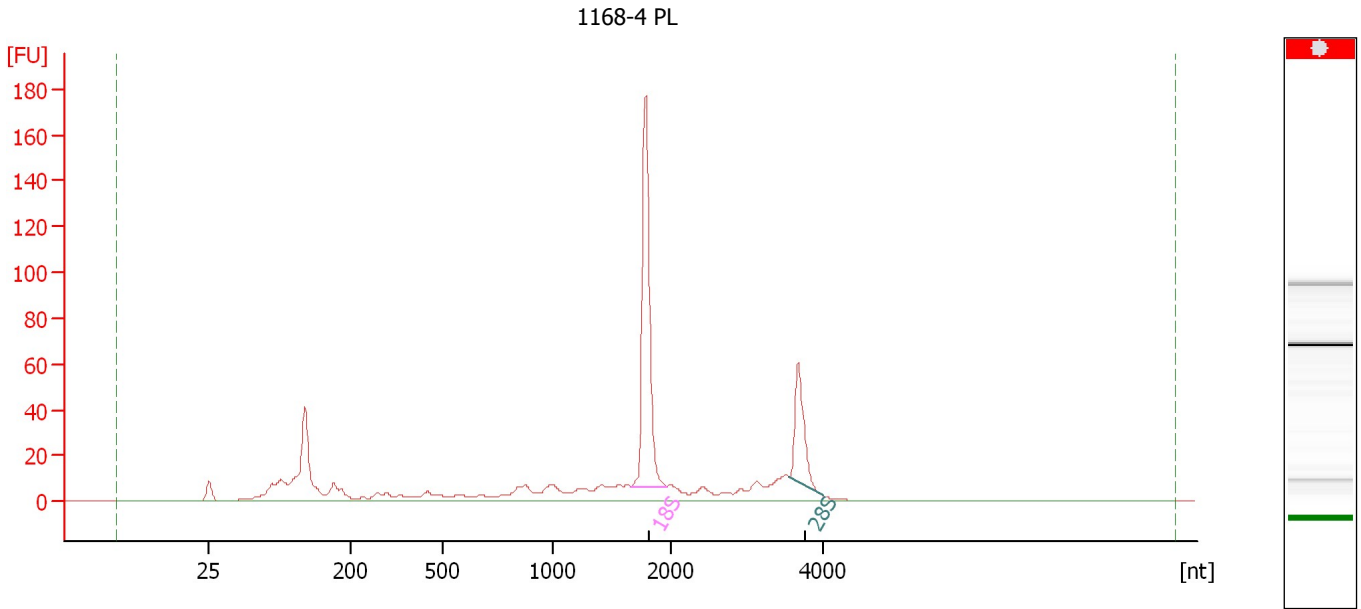
Fragment table for sample 7 : 1168-6 PL

Name	Start Size [nt]	End Size [nt]	Area	% of total Area
18S	1,329	2,241	83.9	28.8
28S	3,244	4,106	24.4	8.4

Assay Class: Eukaryote Total RNA Nano
Data Path: C:\... bioanalyzer\2100 expert\data\2017-06-08\2017-06-08_004.xad

Created: 6/8/2017 2:17:25 PM
Modified: 6/8/2017 2:41:14 PM

Electropherogram Summary Continued ...



Overall Results for sample 8 : 1168-4 PL

RNA Area: 562.4 RNA Integrity Number (RIN): N/A (B.02.08)
RNA Concentration: 301 ng/μl Result Flagging Color:
rRNA Ratio [28s / 18s]: 0.3 Result Flagging Label: RIN N/A

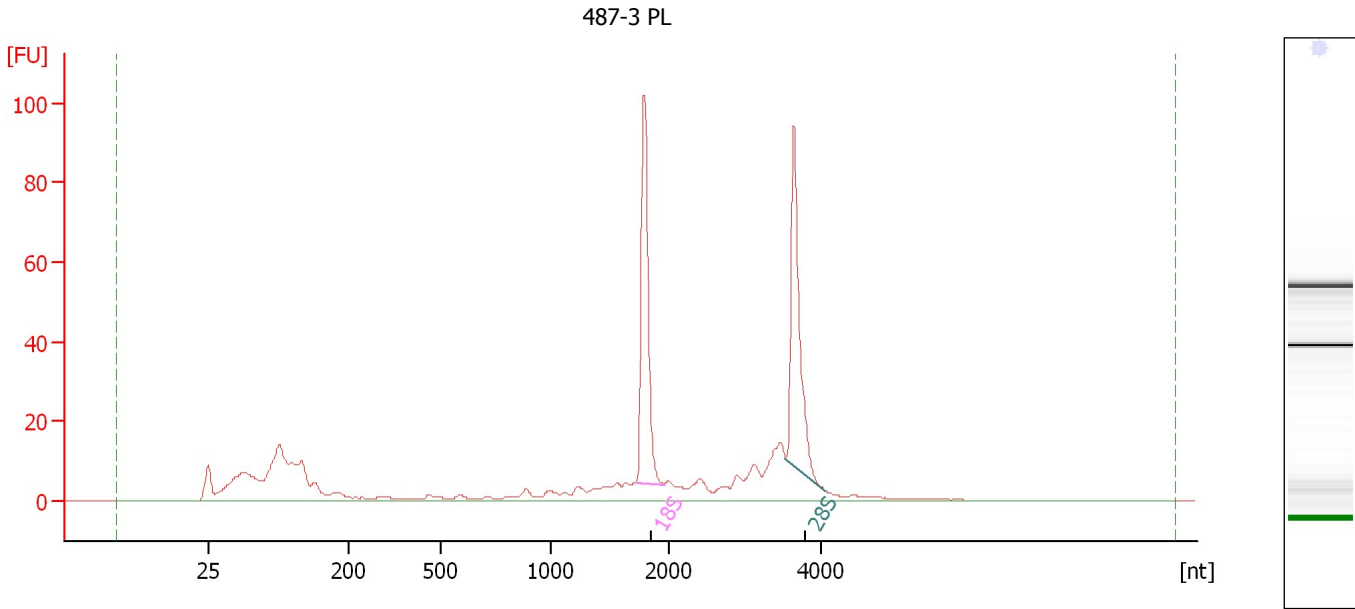
Fragment table for sample 8 : 1168-4 PL

Name	Start Size [nt]	End Size [nt]	Area	% of total Area
18S	1,659	1,955	145.1	25.8
28S	3,557	3,996	48.8	8.7

Assay Class: Eukaryote Total RNA Nano
Data Path: C:\... bioanalyzer\2100 expert\data\2017-06-08\2017-06-08_004.xad

Created: 6/8/2017 2:17:25 PM
Modified: 6/8/2017 2:41:14 PM

Electropherogram Summary Continued ...



Overall Results for sample 9 : 487-3 PL

RNA Area: 460.2 RNA Integrity Number (RIN): 8.5 (B.02.08)
RNA Concentration: 246 ng/μl Result Flagging Color:
rRNA Ratio [28s / 18s]: 1.0 Result Flagging Label: RIN: 8.50

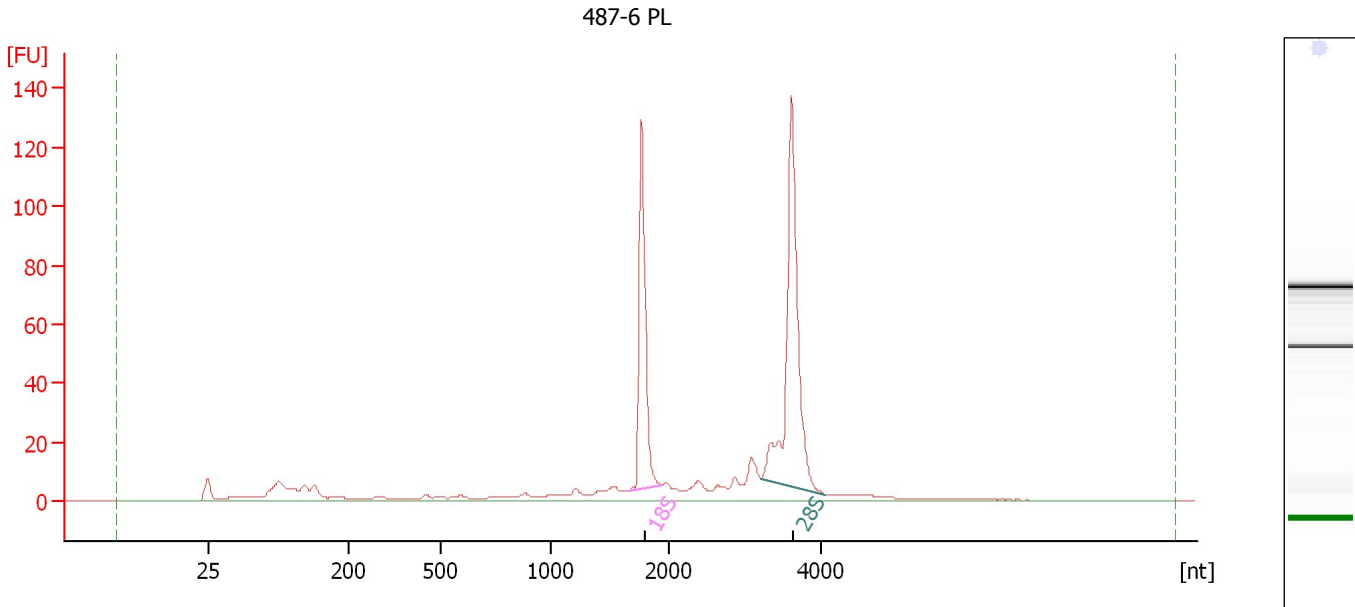
Fragment table for sample 9 : 487-3 PL

Name	Start Size [nt]	End Size [nt]	Area	% of total Area
18S	1,720	1,954	78.6	17.1
28S	3,545	4,070	76.7	16.7

Assay Class: Eukaryote Total RNA Nano
Data Path: C:\... bioanalyzer\2100 expert\data\2017-06-08\2017-06-08_004.xad

Created: 6/8/2017 2:17:25 PM
Modified: 6/8/2017 2:41:14 PM

Electropherogram Summary Continued ...



Overall Results for sample 10 : 487-6 PL

RNA Area: 479.7 RNA Integrity Number (RIN): 9.2 (B.02.08)
RNA Concentration: 256 ng/μl Result Flagging Color:
rRNA Ratio [28s / 18s]: 1.7 Result Flagging Label: RIN: 9.20

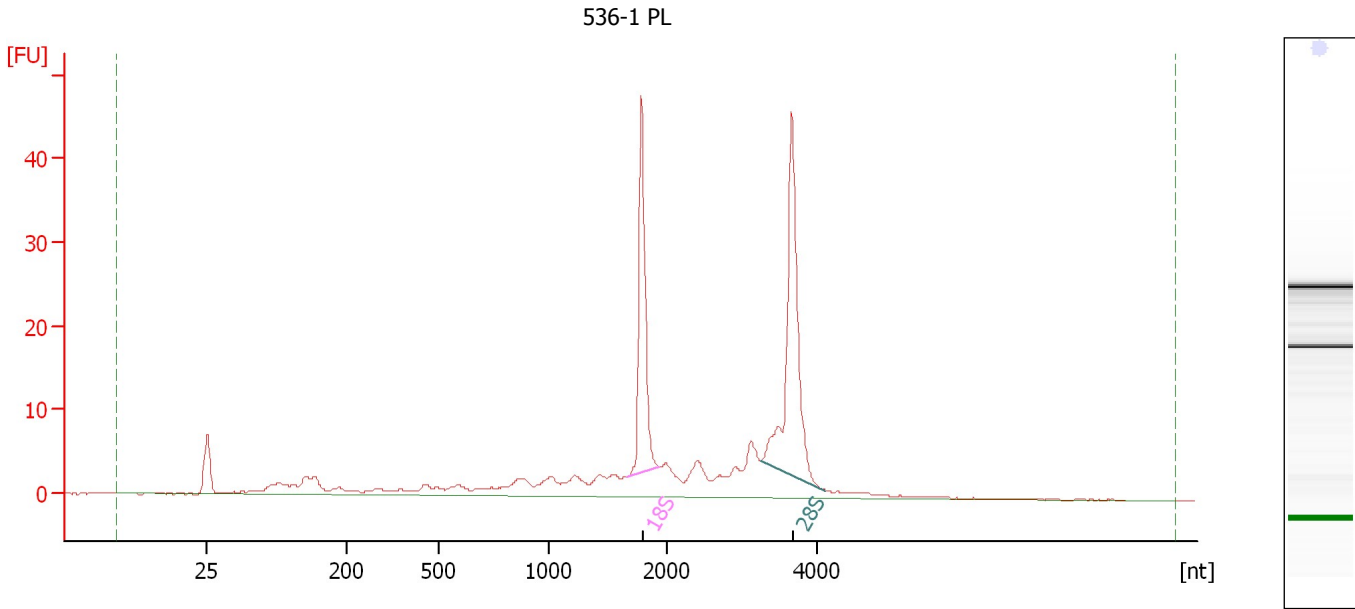
Fragment table for sample 10 : 487-6 PL

Name	Start Size [nt]	End Size [nt]	Area	% of total Area
18S	1,657	1,936	93.4	19.5
28S	3,204	4,070	155.6	32.4

Assay Class: Eukaryote Total RNA Nano
Data Path: C:\... bioanalyzer\2100 expert\data\2017-06-08\2017-06-08_004.xad

Created: 6/8/2017 2:17:25 PM
Modified: 6/8/2017 2:41:14 PM

Electropherogram Summary Continued ...



Overall Results for sample 11 : 536-1 PL

RNA Area: 211.7 RNA Integrity Number (RIN): 8.1 (B.02.08)
RNA Concentration: 113 ng/μl Result Flagging Color:
rRNA Ratio [28s / 18s]: 1.5 Result Flagging Label: RIN: 8.10

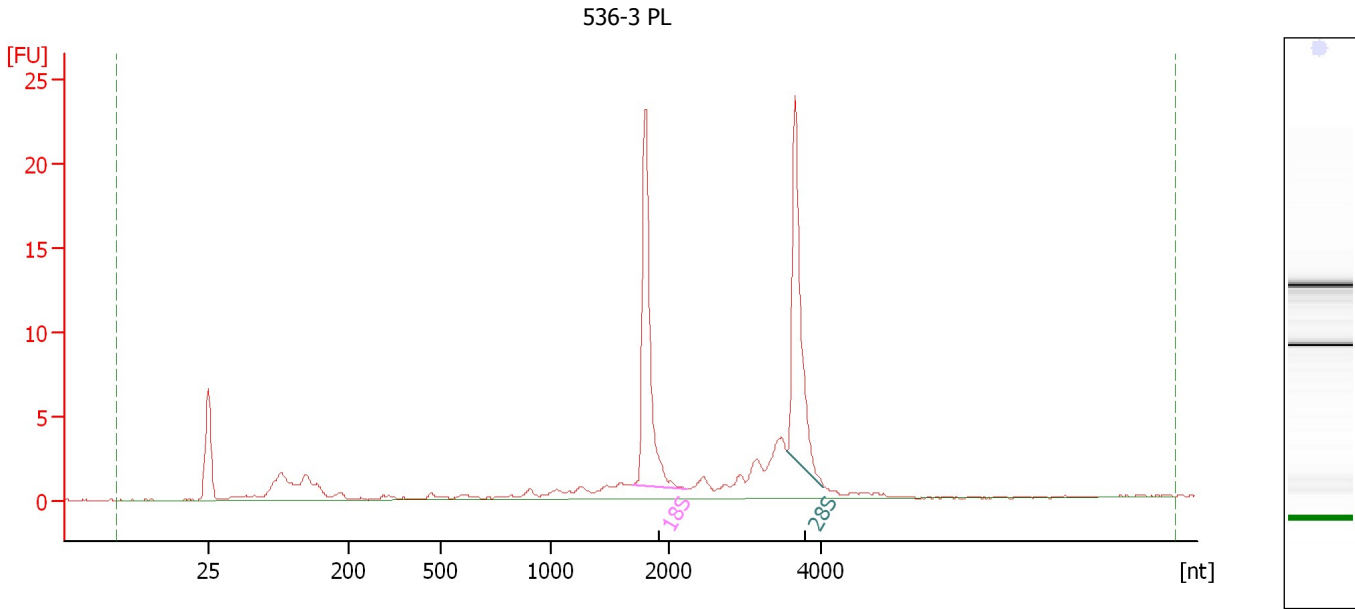
Fragment table for sample 11 : 536-1 PL

Name	Start Size [nt]	End Size [nt]	Area	% of total Area
18S	1,665	1,935	34.2	16.2
28S	3,234	4,101	50.6	23.9

Assay Class: Eukaryote Total RNA Nano
Data Path: C:\... bioanalyzer\2100 expert\data\2017-06-08\2017-06-08_004.xad

Created: 6/8/2017 2:17:25 PM
Modified: 6/8/2017 2:41:14 PM

Electropherogram Summary Continued ...



Overall Results for sample 12 : 536-3 PL

RNA Area: 87.2 RNA Integrity Number (RIN): 9 (B.02.08)
RNA Concentration: 47 ng/μl Result Flagging Color:
rRNA Ratio [28s / 18s]: 1.0 Result Flagging Label: RIN:9

Fragment table for sample 12 : 536-3 PL

Name	Start Size [nt]	End Size [nt]	Area	% of total Area
18S	1,684	2,225	20.3	23.3
28S	3,559	4,041	19.4	22.3

Assay Class: Eukaryote Total RNA Nano
Data Path: C:\... bioanalyzer\2100 expert\data\2017-06-08\2017-06-08_004.xad

Created: 6/8/2017 2:17:25 PM
Modified: 6/8/2017 2:41:14 PM

Gel Image

