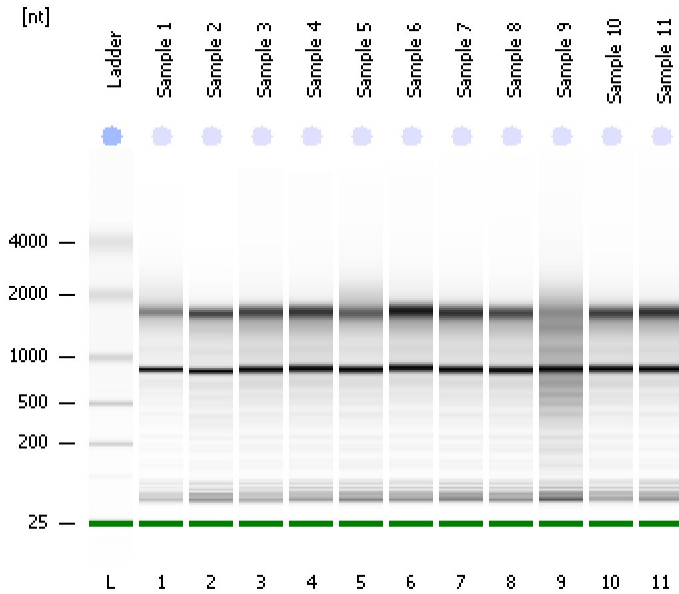


Assay Class: Eukaryote Total RNA Pico
Data Path: C:\... bioanalyzer\2100 expert\data\2018-01-31\2018-01-31_005.xad

Created: 1/31/2018 4:48:06 PM
Modified: 1/31/2018 5:10:27 PM

Electrophoresis File Run Summary



Instrument Information:

Instrument Name: DE34903152 Firmware: C.01.069
Serial#: DE34903152 Type: G2938C

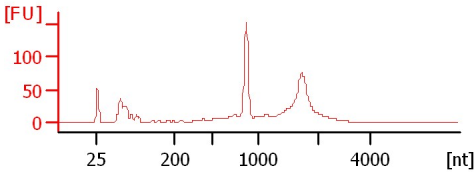
Assay Information:

Assay Origin Path: C:\Program Files\Agilent\2100 bioanalyzer\2100 expert\assays\RNA\Eukaryote Total RNA Pico Series II.xsy
Assay Class: Eukaryote Total RNA Pico
Version: 2.6
Assay Comments: Total RNA Analysis pg sensitivity (Eukaryote)
© Copyright 2003 - 2009 Agilent Technologies, Inc.

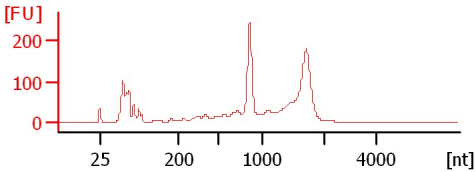
Chip Information:

Chip Lot #:
Reagent Kit Lot #:
Chip Comments:

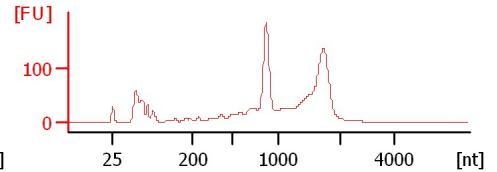
Sample 1
HiSeq_1273
RIN: 9



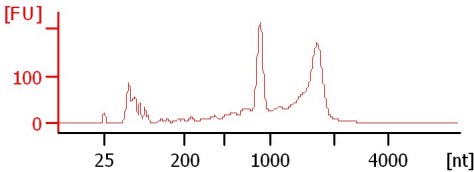
Sample 2
HiSeq_1273
RIN: 8.30



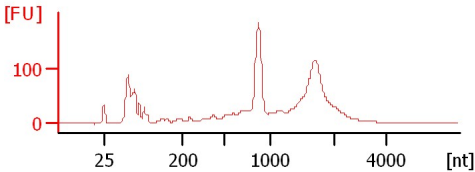
Sample 3
HiSeq_1273
RIN: 8.40



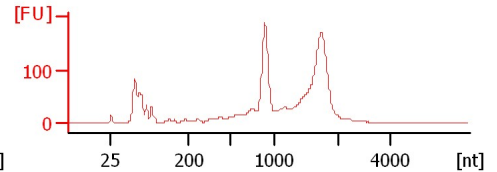
Sample 4
HiSeq_1273
RIN: 8.40



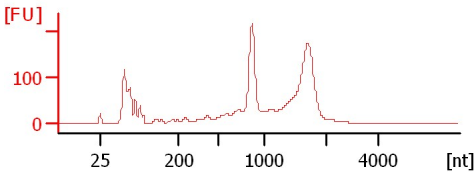
Sample 5
HiSeq_1273
RIN: 8.50



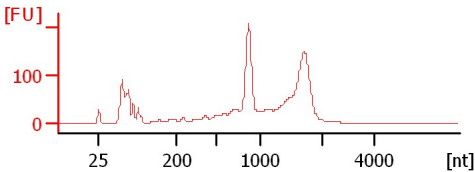
Sample 6
HiSeq_1273
RIN: 8.70



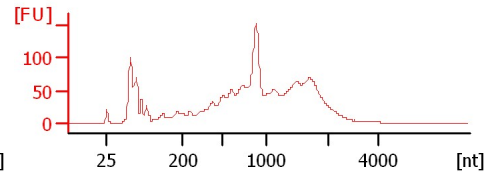
Sample 7
HiSeq_1273
RIN: 8.50



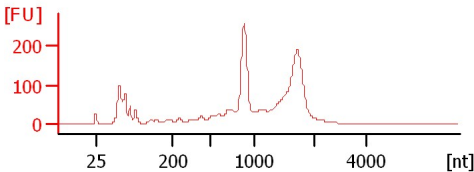
Sample 8
HiSeq_1273
RIN: 8.30



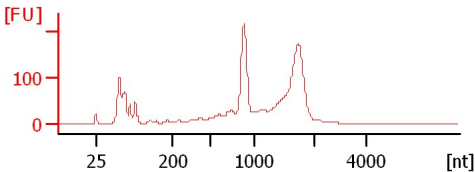
Sample 9
HiSeq_1273
RIN: 5.20



Sample 10
HiSeq_1273
RIN: 8.30



Sample 11
HiSeq_1273
RIN: 8.60



Assay Class: Eukaryote Total RNA Pico
Data Path: C:\... bioanalyzer\2100 expert\data\2018-01-31\2018-01-31_005.xad

Created: 1/31/2018 4:48:06 PM
Modified: 1/31/2018 5:10:27 PM

Electrophoresis File Run Summary (Chip Summary)

Sample Name	Sample Comment	Status	Result Label	Result Color
Sample 1	HiSeq_1273	✓	RIN:9	
Sample 2	HiSeq_1273	✓	RIN: 8.30	
Sample 3	HiSeq_1273	✓	RIN: 8.40	
Sample 4	HiSeq_1273	✓	RIN: 8.40	
Sample 5	HiSeq_1273	✓	RIN: 8.50	
Sample 6	HiSeq_1273	✓	RIN: 8.70	
Sample 7	HiSeq_1273	✓	RIN: 8.50	
Sample 8	HiSeq_1273	✓	RIN: 8.30	
Sample 9	HiSeq_1273	✓	RIN: 5.20	
Sample 10	HiSeq_1273	✓	RIN: 8.30	
Sample 11	HiSeq_1273	✓	RIN: 8.60	
Ladder		✓	All Other Samples	

Chip Lot #

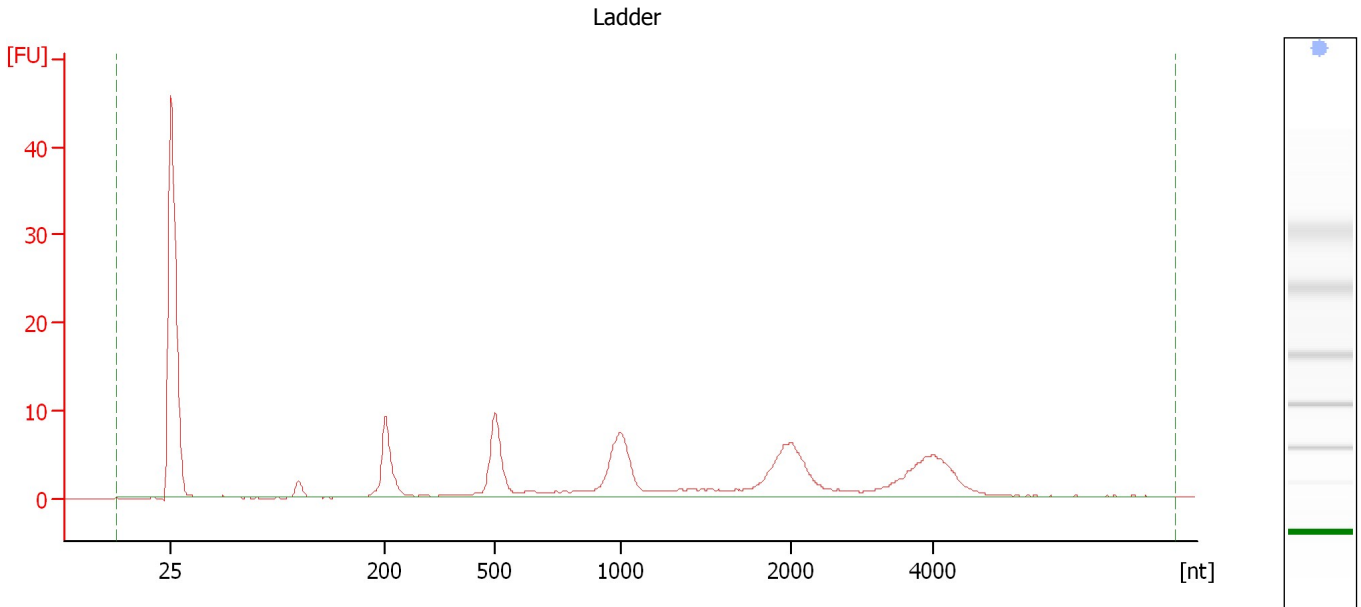
Reagent Kit Lot #

Chip Comments :

Assay Class: Eukaryote Total RNA Pico
Data Path: C:\... bioanalyzer\2100 expert\data\2018-01-31\2018-01-31_005.xad

Created: 1/31/2018 4:48:06 PM
Modified: 1/31/2018 5:10:27 PM

Electropherogram Summary



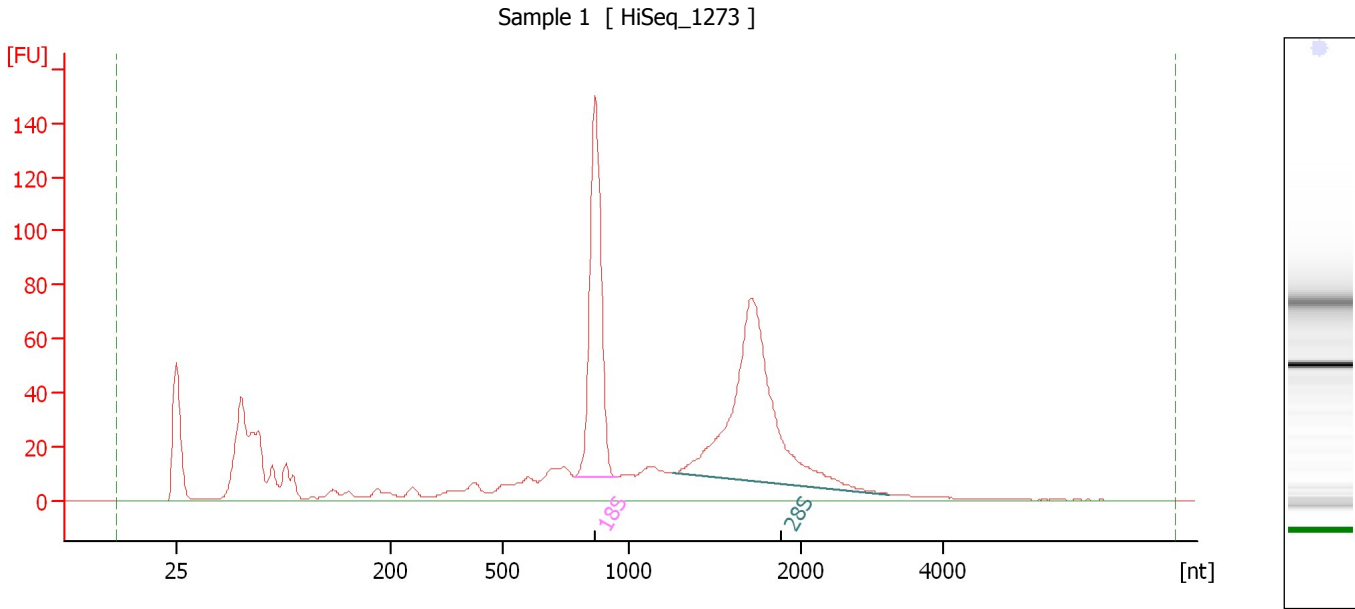
Overall Results for Ladder

RNA Area:	118.5	Result Flagging Color:	
RNA Concentration:	1,000 pg/μl	Result Flagging Label:	All Other Samples

Assay Class: Eukaryote Total RNA Pico
Data Path: C:\... bioanalyzer\2100 expert\data\2018-01-31\2018-01-31_005.xad

Created: 1/31/2018 4:48:06 PM
Modified: 1/31/2018 5:10:27 PM

Electropherogram Summary Continued ...



Overall Results for sample 1 : Sample 1

RNA Area: 1,121.0 RNA Integrity Number (RIN): 9 (B.02.08)
RNA Concentration: 9,458 pg/μl Result Flagging Color:
rRNA Ratio [28s / 18s]: 1.5 Result Flagging Label: RIN:9

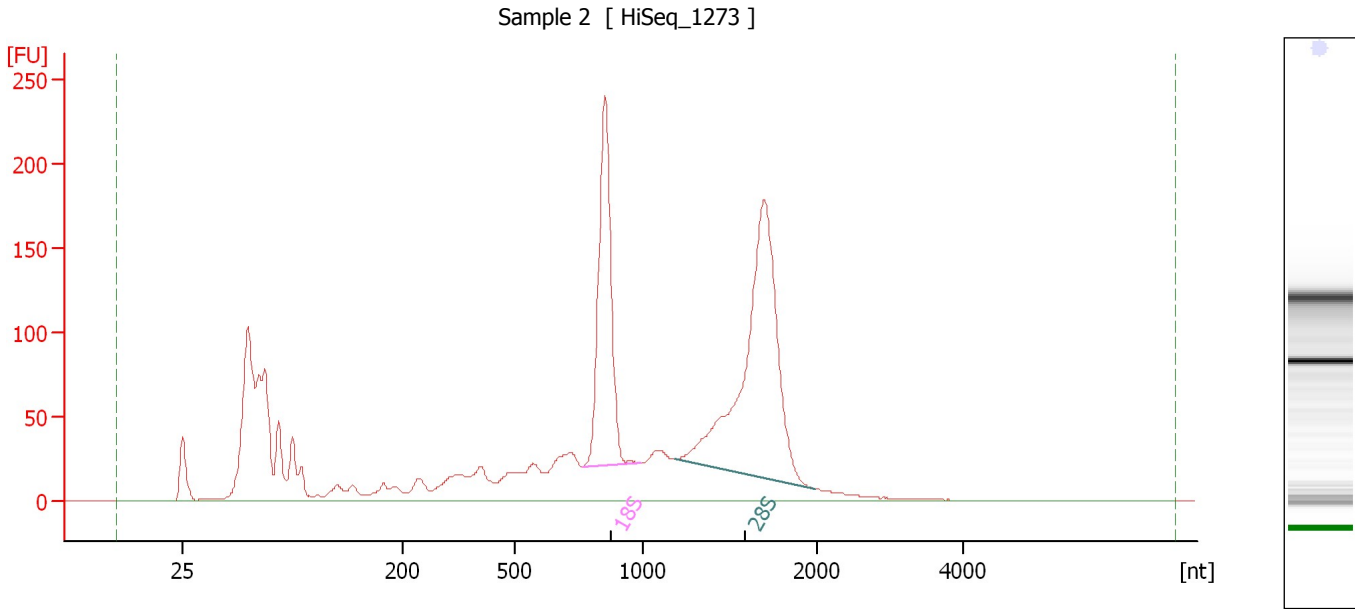
Fragment table for sample 1 : Sample 1

Name	Start Size [nt]	End Size [nt]	Area	% of total Area
18S	784	954	204.6	18.3
28S	1,256	3,248	304.5	27.2

Assay Class: Eukaryote Total RNA Pico
Data Path: C:\... bioanalyzer\2100 expert\data\2018-01-31\2018-01-31_005.xad

Created: 1/31/2018 4:48:06 PM
Modified: 1/31/2018 5:10:27 PM

Electropherogram Summary Continued ...



Overall Results for sample 2 : Sample 2

RNA Area:	2,438.8	RNA Integrity Number (RIN):	8.3 (B.02.08)
RNA Concentration:	20,577 pg/μl	Result Flagging Color:	
rRNA Ratio [28s / 18s]:	1.7	Result Flagging Label:	RIN: 8.30

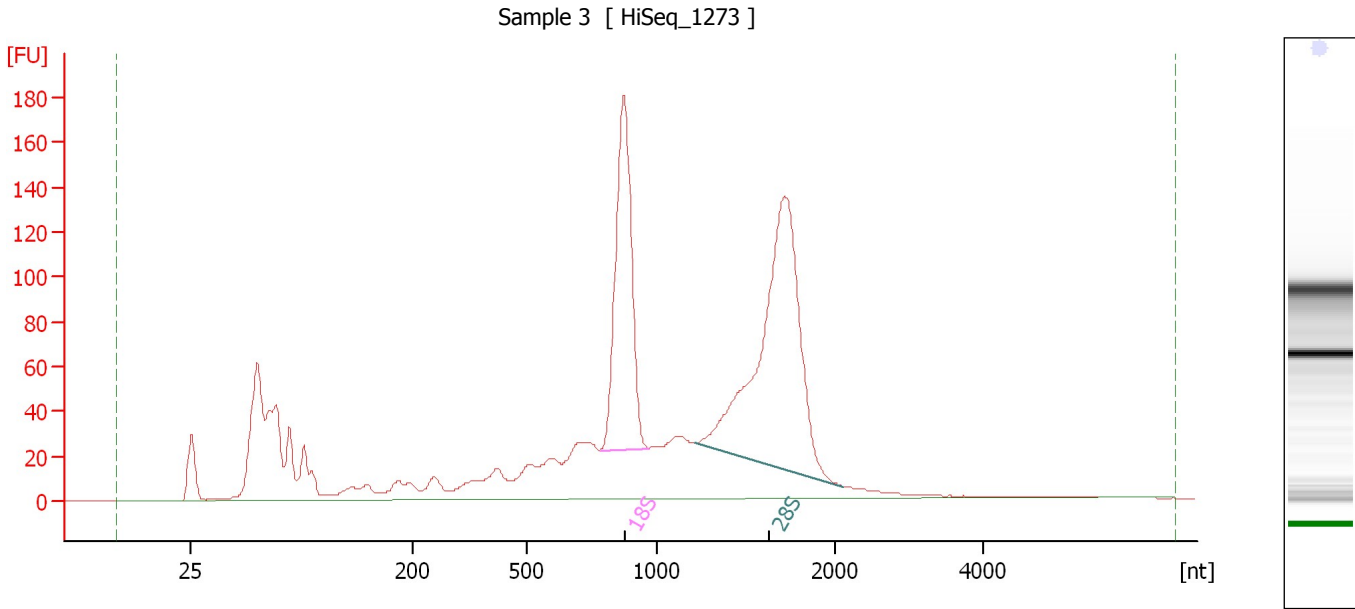
Fragment table for sample 2 : Sample 2

Name	Start Size [nt]	End Size [nt]	Area	% of total Area
18S	764	989	347.4	14.2
28S	1,181	1,991	595.8	24.4

Assay Class: Eukaryote Total RNA Pico
 Data Path: C:\... bioanalyzer\2100 expert\data\2018-01-31\2018-01-31_005.xad

Created: 1/31/2018 4:48:06 PM
 Modified: 1/31/2018 5:10:27 PM

Electropherogram Summary Continued ...



Overall Results for sample 3 : Sample 3

RNA Area:	2,039.4	RNA Integrity Number (RIN):	8.4 (B.02.08)
RNA Concentration:	17,207 pg/μl	Result Flagging Color:	
rRNA Ratio [28s / 18s]:	1.7	Result Flagging Label:	RIN: 8.40

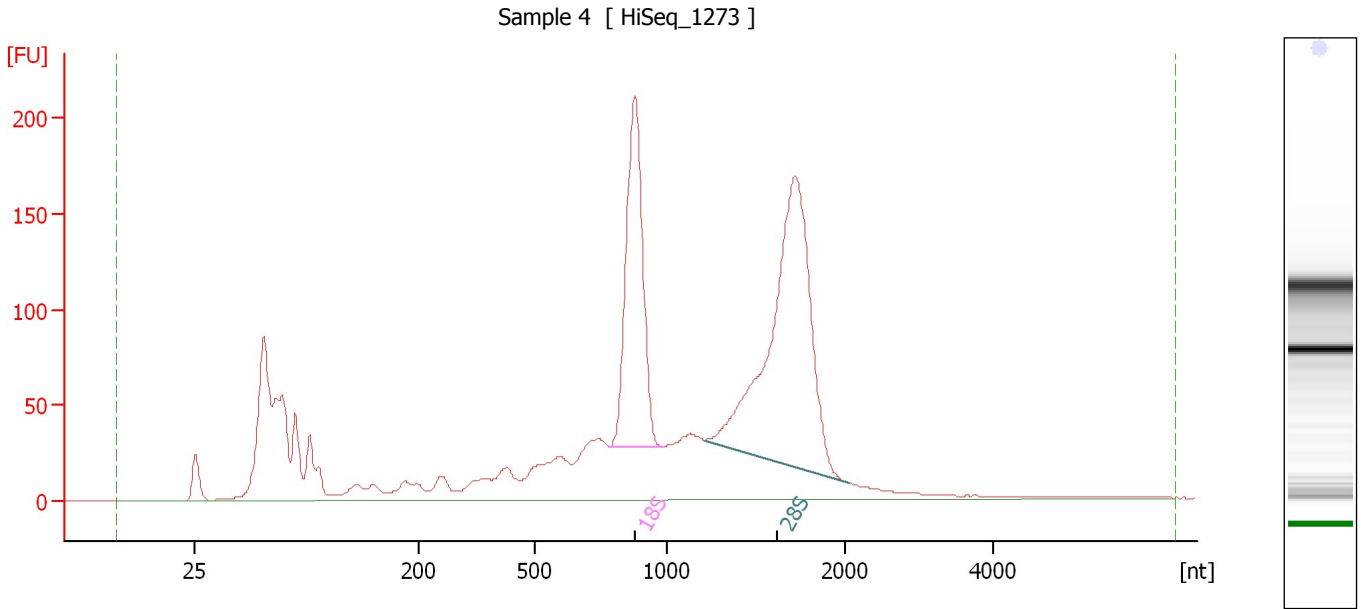
Fragment table for sample 3 : Sample 3

Name	Start Size [nt]	End Size [nt]	Area	% of total Area
18S	777	962	309.6	15.2
28S	1,204	2,120	519.2	25.5

Assay Class: Eukaryote Total RNA Pico
 Data Path: C:\... bioanalyzer\2100 expert\data\2018-01-31\2018-01-31_005.xad

Created: 1/31/2018 4:48:06 PM
 Modified: 1/31/2018 5:10:27 PM

Electropherogram Summary Continued ...



Overall Results for sample 4 : Sample 4

RNA Area:	2,533.5	RNA Integrity Number (RIN):	8.4 (B.02.08)
RNA Concentration:	21,376 pg/μl	Result Flagging Color:	
rRNA Ratio [28s / 18s]:	1.7	Result Flagging Label:	RIN: 8.40

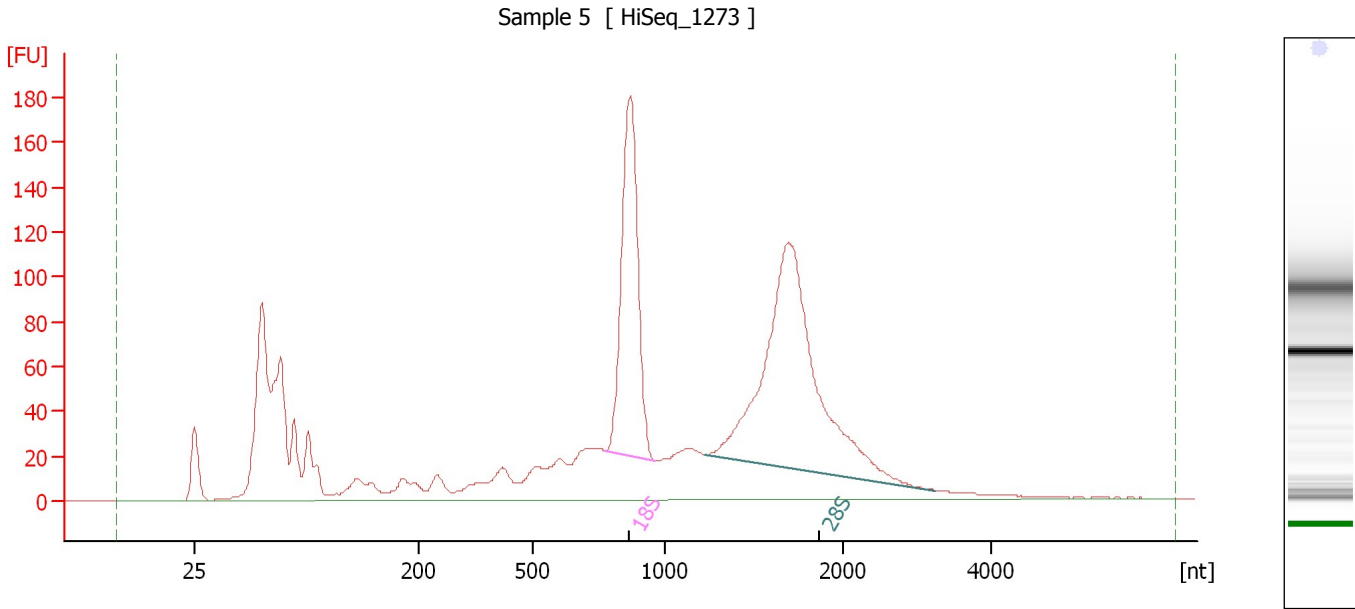
Fragment table for sample 4 : Sample 4

Name	Start Size [nt]	End Size [nt]	Area	% of total Area
18S	784	987	376.1	14.8
28S	1,215	2,058	648.3	25.6

Assay Class: Eukaryote Total RNA Pico
Data Path: C:\... bioanalyzer\2100 expert\data\2018-01-31\2018-01-31_005.xad

Created: 1/31/2018 4:48:06 PM
Modified: 1/31/2018 5:10:27 PM

Electropherogram Summary Continued ...



Overall Results for sample 5 : Sample 5

RNA Area: 2,192.1 RNA Integrity Number (RIN): 8.5 (B.02.08)
RNA Concentration: 18,495 pg/µl Result Flagging Color:
rRNA Ratio [28s / 18s]: 1.7 Result Flagging Label: RIN: 8.50

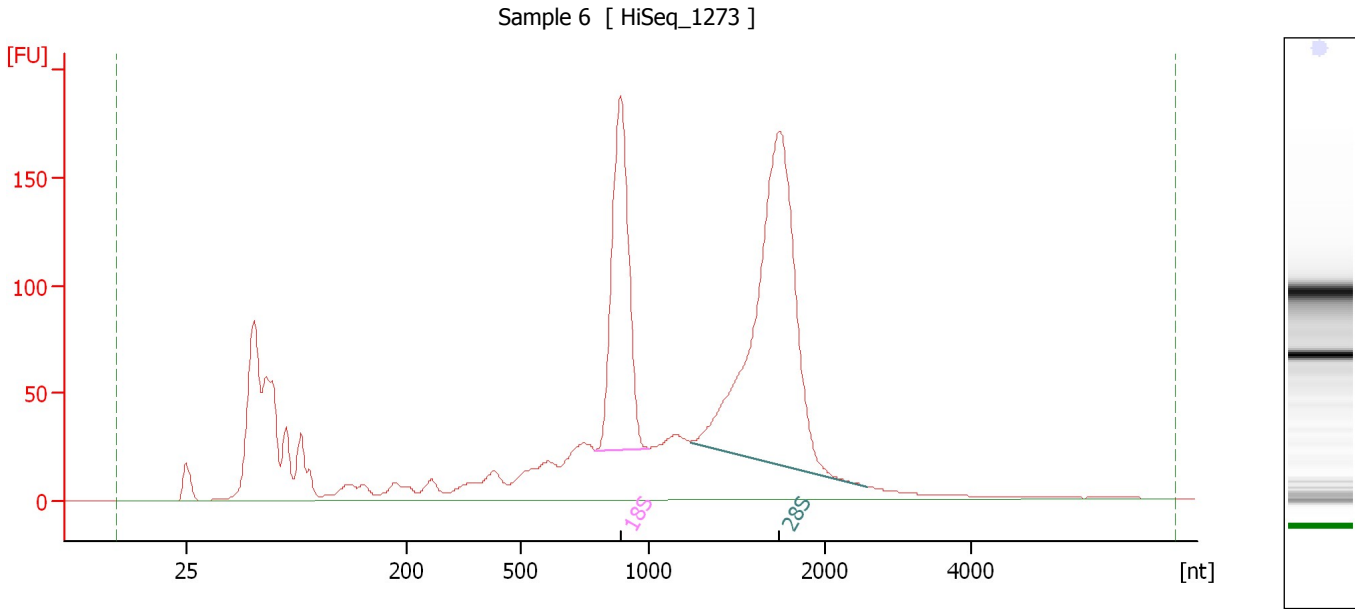
Fragment table for sample 5 : Sample 5

Name	Start Size [nt]	End Size [nt]	Area	% of total Area
18S	775	967	326.1	14.9
28S	1,228	3,254	543.7	24.8

Assay Class: Eukaryote Total RNA Pico
 Data Path: C:\... bioanalyzer\2100 expert\data\2018-01-31\2018-01-31_005.xad

Created: 1/31/2018 4:48:06 PM
 Modified: 1/31/2018 5:10:27 PM

Electropherogram Summary Continued ...



Overall Results for sample 6 : Sample 6

RNA Area:	2,391.8	RNA Integrity Number (RIN):	8.7 (B.02.08)
RNA Concentration:	20,180 pg/μl	Result Flagging Color:	
rRNA Ratio [28s / 18s]:	2.0	Result Flagging Label:	RIN: 8.70

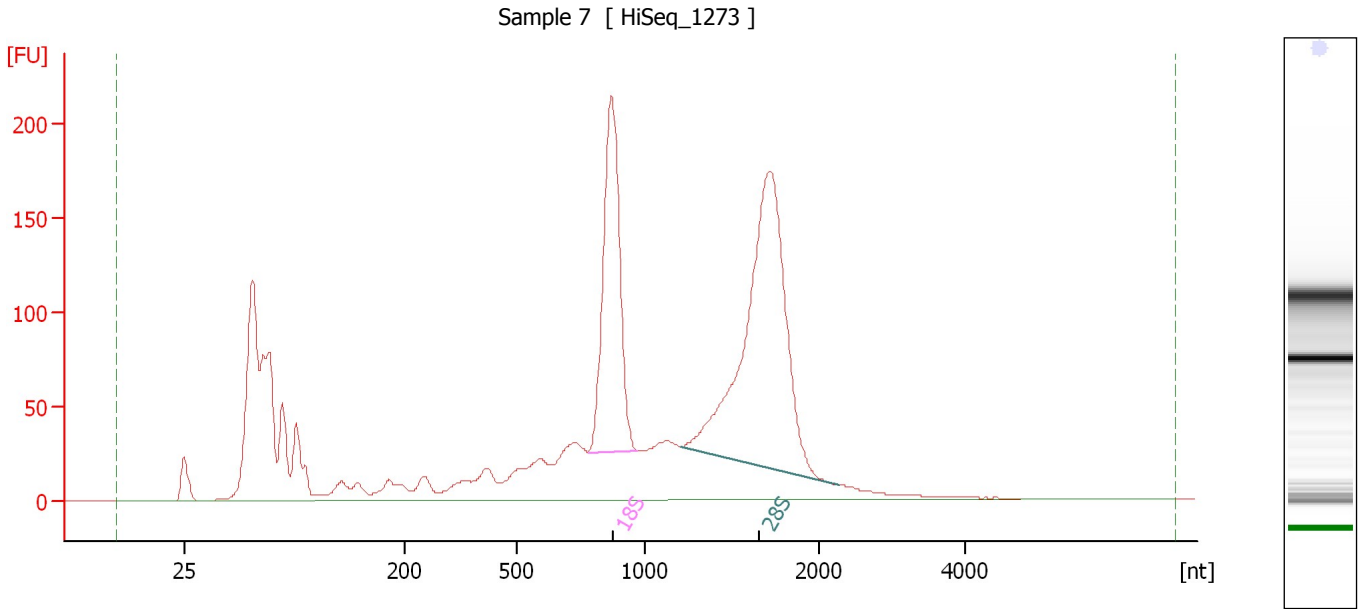
Fragment table for sample 6 : Sample 6

Name	Start Size [nt]	End Size [nt]	Area	% of total Area
18S	791	994	342.1	14.3
28S	1,235	2,577	673.0	28.1

Assay Class: Eukaryote Total RNA Pico
Data Path: C:\... bioanalyzer\2100 expert\data\2018-01-31\2018-01-31_005.xad

Created: 1/31/2018 4:48:06 PM
Modified: 1/31/2018 5:10:27 PM

Electropherogram Summary Continued ...



Overall Results for sample 7 : Sample 7

RNA Area: 2,707.8 RNA Integrity Number (RIN): 8.5 (B.02.08)
RNA Concentration: 22,847 pg/μl Result Flagging Color:
rRNA Ratio [28s / 18s]: 1.8 Result Flagging Label: RIN: 8.50

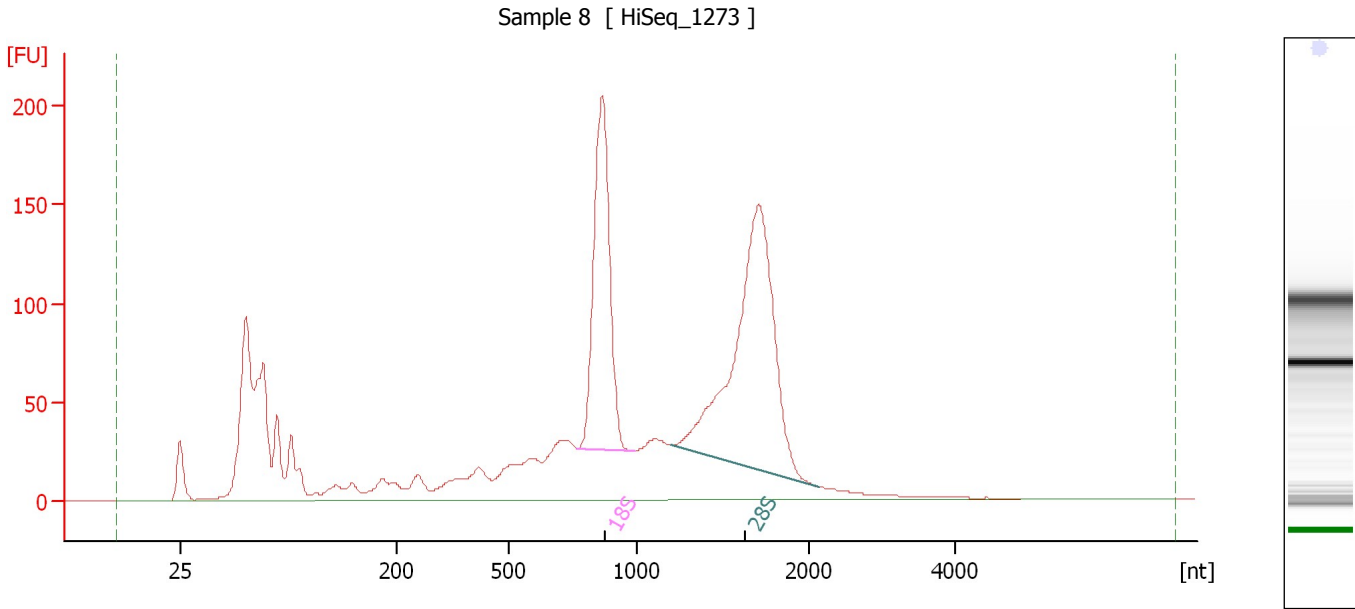
Fragment table for sample 7 : Sample 7

Name	Start Size [nt]	End Size [nt]	Area	% of total Area
18S	777	969	392.6	14.5
28S	1,205	2,252	690.9	25.5

Assay Class: Eukaryote Total RNA Pico
Data Path: C:\... bioanalyzer\2100 expert\data\2018-01-31\2018-01-31_005.xad

Created: 1/31/2018 4:48:06 PM
Modified: 1/31/2018 5:10:27 PM

Electropherogram Summary Continued ...



Overall Results for sample 8 : Sample 8

RNA Area:	2,448.7	RNA Integrity Number (RIN):	8.3 (B.02.08)
RNA Concentration:	20,660 pg/μl	Result Flagging Color:	
rRNA Ratio [28s / 18s]:	1.6	Result Flagging Label:	RIN: 8.30

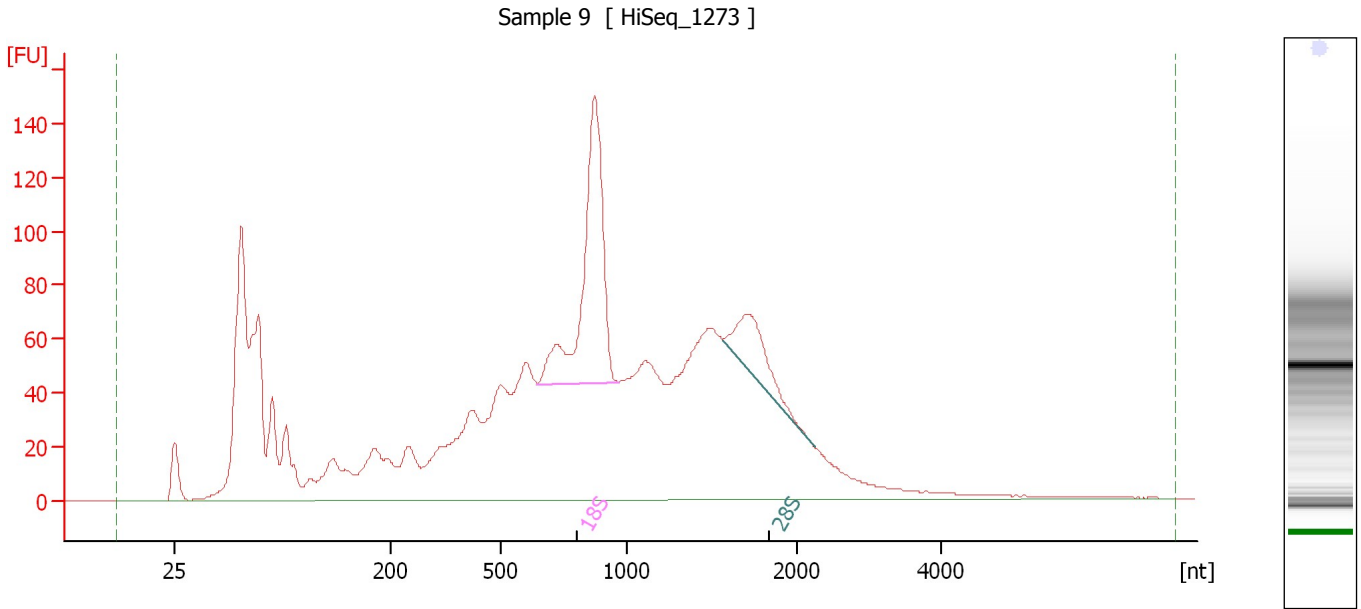
Fragment table for sample 8 : Sample 8

Name	Start Size [nt]	End Size [nt]	Area	% of total Area
18S	766	993	365.7	14.9
28S	1,200	2,125	579.1	23.6

Assay Class: Eukaryote Total RNA Pico
 Data Path: C:\... bioanalyzer\2100 expert\data\2018-01-31\2018-01-31_005.xad

Created: 1/31/2018 4:48:06 PM
 Modified: 1/31/2018 5:10:27 PM

Electropherogram Summary Continued ...



Overall Results for sample 9 : Sample 9

RNA Area:	2,939.7	RNA Integrity Number (RIN):	5.2 (B.02.08)
RNA Concentration:	24,803 pg/μl	Result Flagging Color:	
rRNA Ratio [28s / 18s]:	0.3	Result Flagging Label:	RIN: 5.20

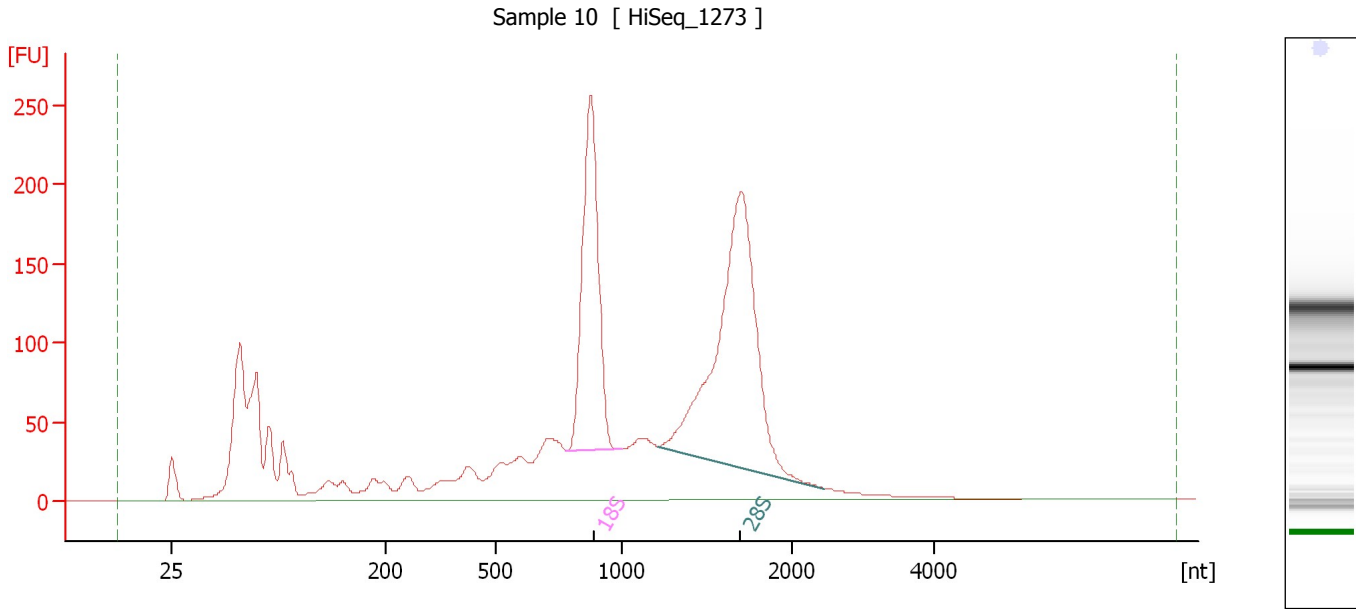
Fragment table for sample 9 : Sample 9

Name	Start Size [nt]	End Size [nt]	Area	% of total Area
18S	644	966	268.5	9.1
28S	1,563	2,239	72.0	2.4

Assay Class: Eukaryote Total RNA Pico
Data Path: C:\... bioanalyzer\2100 expert\data\2018-01-31\2018-01-31_005.xad

Created: 1/31/2018 4:48:06 PM
Modified: 1/31/2018 5:10:27 PM

Electropherogram Summary Continued ...



Overall Results for sample 10 : Sample 10

RNA Area: 3,071.6 RNA Integrity Number (RIN): 8.3 (B.02.08)
RNA Concentration: 25,916 pg/µl Result Flagging Color:
rRNA Ratio [28s / 18s]: 1.6 Result Flagging Label: RIN: 8.30

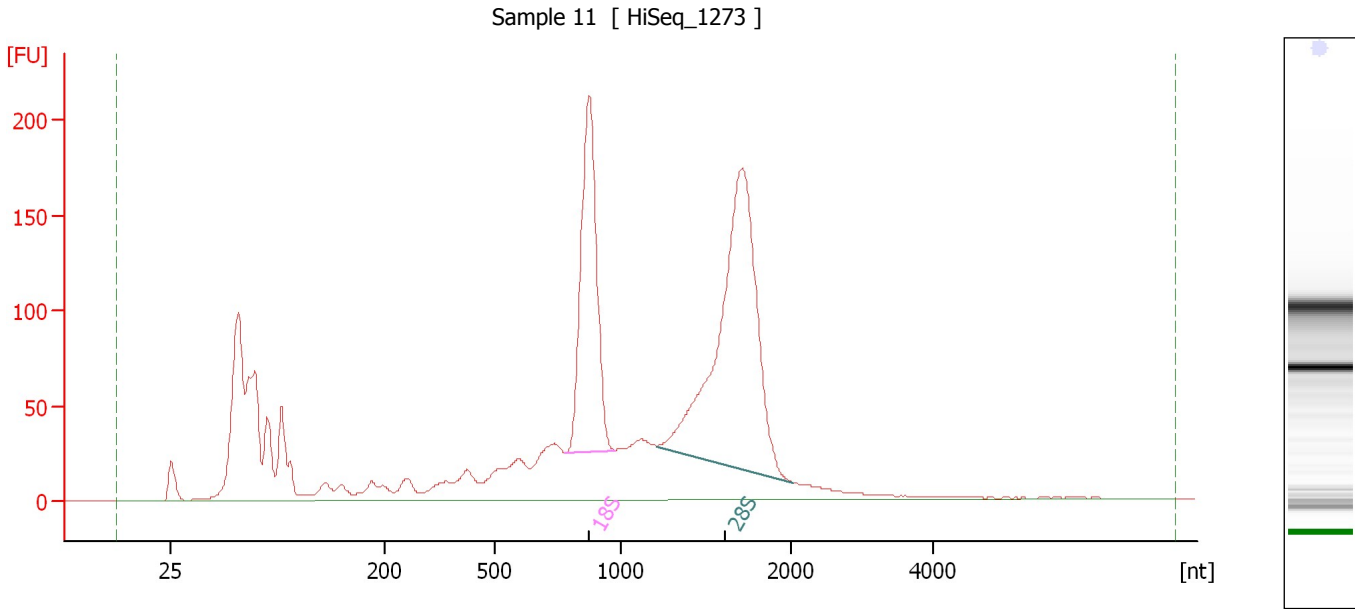
Fragment table for sample 10 : Sample 10

Name	Start Size [nt]	End Size [nt]	Area	% of total Area
18S	782	1,000	460.4	15.0
28S	1,220	2,451	748.0	24.4

Assay Class: Eukaryote Total RNA Pico
 Data Path: C:\... bioanalyzer\2100 expert\data\2018-01-31\2018-01-31_005.xad

Created: 1/31/2018 4:48:06 PM
 Modified: 1/31/2018 5:10:27 PM

Electropherogram Summary Continued ...



Overall Results for sample 11 : Sample 11

RNA Area:	2,571.1	RNA Integrity Number (RIN):	8.6 (B.02.08)
RNA Concentration:	21,693 pg/μl	Result Flagging Color:	
rRNA Ratio [28s / 18s]:	1.8	Result Flagging Label:	RIN: 8.60

Fragment table for sample 11 : Sample 11

Name	Start Size [nt]	End Size [nt]	Area	% of total Area
18S	782	978	379.5	14.8
28S	1,220	2,030	666.8	25.9

Assay Class: Eukaryote Total RNA Pico
Data Path: C:\... bioanalyzer\2100 expert\data\2018-01-31\2018-01-31_005.xad

Created: 1/31/2018 4:48:06 PM
Modified: 1/31/2018 5:10:27 PM

Gel Image

