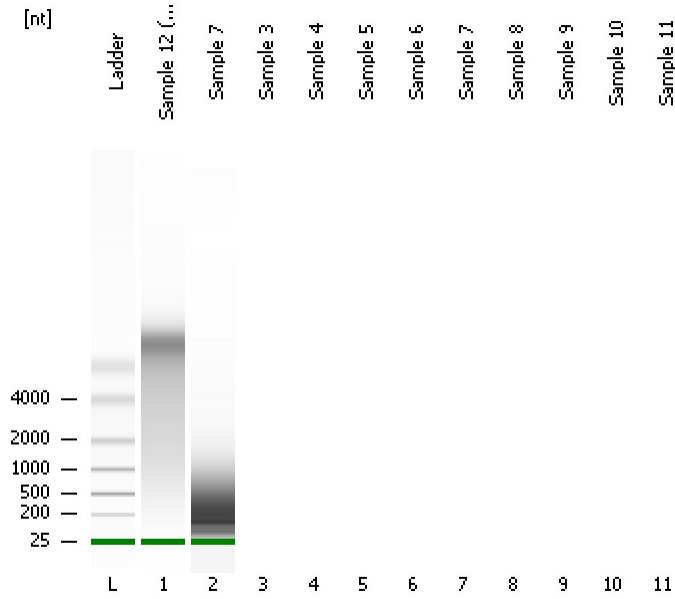


Assay Class: mRNA Pico
Data Path: C:\... bioanalyzer\2100 expert\data\2018-03-19\2018-03-19_004.xad

Created: 3/19/2018 12:58:31 PM
Modified: 3/19/2018 1:09:17 PM

Electrophoresis File Run Summary



Instrument Information:

Instrument Name: DE34903152 Firmware: C.01.069
Serial#: DE34903152 Type: G2938C

Assay Information:

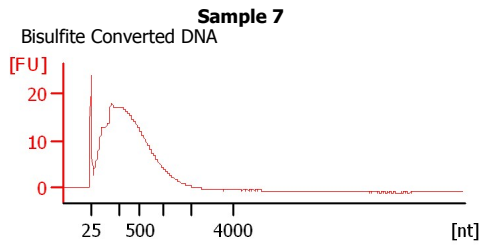
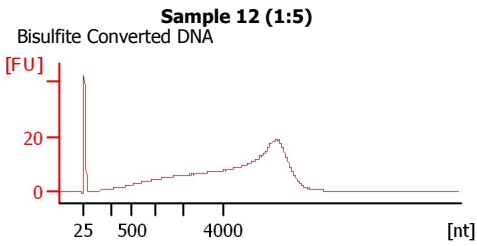
Assay Origin Path: C:\Program Files\Agilent\2100 bioanalyzer\2100 expert\assays\RNA\mRNA Pico Series II.xsy

Assay Class: mRNA Pico
Version: 2.6
Assay Comments: mRNA Analysis pg sensitivity

© Copyright 2003 - 2009 Agilent Technologies, Inc.

Chip Information:

Chip Lot #:
Reagent Kit Lot #:
Chip Comments:



Assay Class: mRNA Pico
Data Path: C:\... bioanalyzer\2100 expert\data\2018-03-19\2018-03-19_004.xad

Created: 3/19/2018 12:58:31 PM
Modified: 3/19/2018 1:09:17 PM

Electrophoresis File Run Summary (Chip Summary)

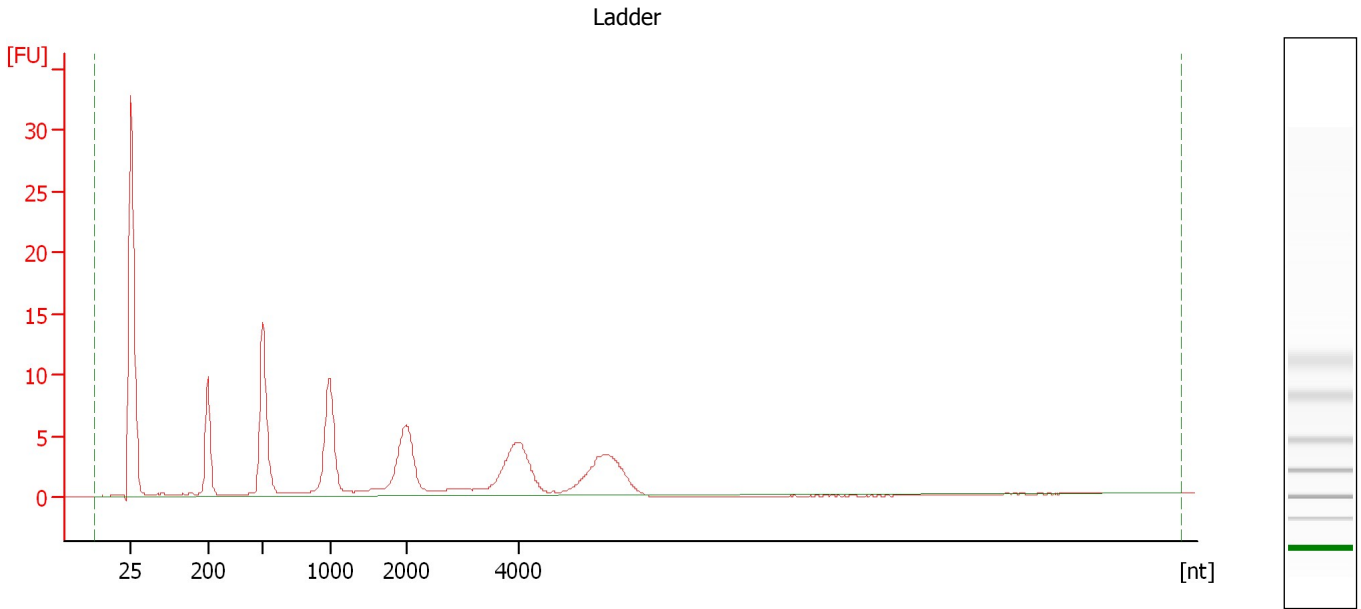
Sample Name	Sample Comment	Status	Result Label	Result Color
Sample 12 (1:5)	Bisulfite Converted DNA	✓		
Sample 7	Bisulfite Converted DNA	✓		
Sample 3				
Sample 4				
Sample 5				
Sample 6				
Sample 7				
Sample 8				
Sample 9				
Sample 10				
Sample 11				
Ladder		✓		

Chip Lot #**Reagent Kit Lot #****Chip Comments :**

Assay Class: mRNA Pico
Data Path: C:\... bioanalyzer\2100 expert\data\2018-03-19\2018-03-19_004.xad

Created: 3/19/2018 12:58:31 PM
Modified: 3/19/2018 1:09:17 PM

Electropherogram Summary



Overall Results for Ladder

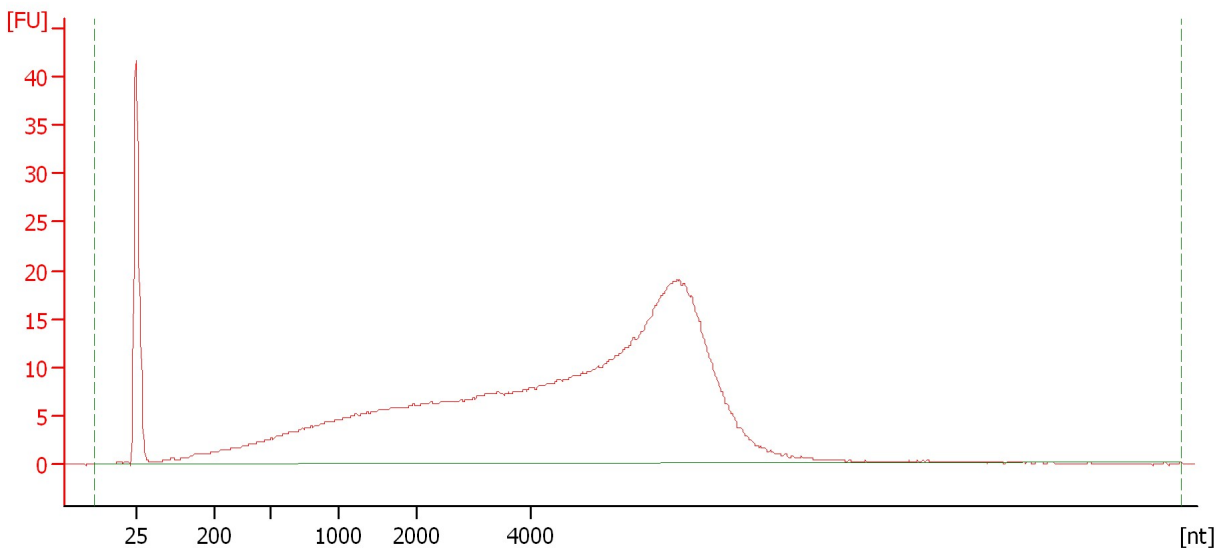
RNA Area: 138.4 RNA Concentration: 1,000 pg/μl

Assay Class: mRNA Pico
Data Path: C:\... bioanalyzer\2100 expert\data\2018-03-19\2018-03-19_004.xad

Created: 3/19/2018 12:58:31 PM
Modified: 3/19/2018 1:09:17 PM

Electropherogram Summary Continued ...

Sample 12 (1:5) [Bisulfite Converted DNA]



Overall Results for sample 1 : Sample 12 (1:5)

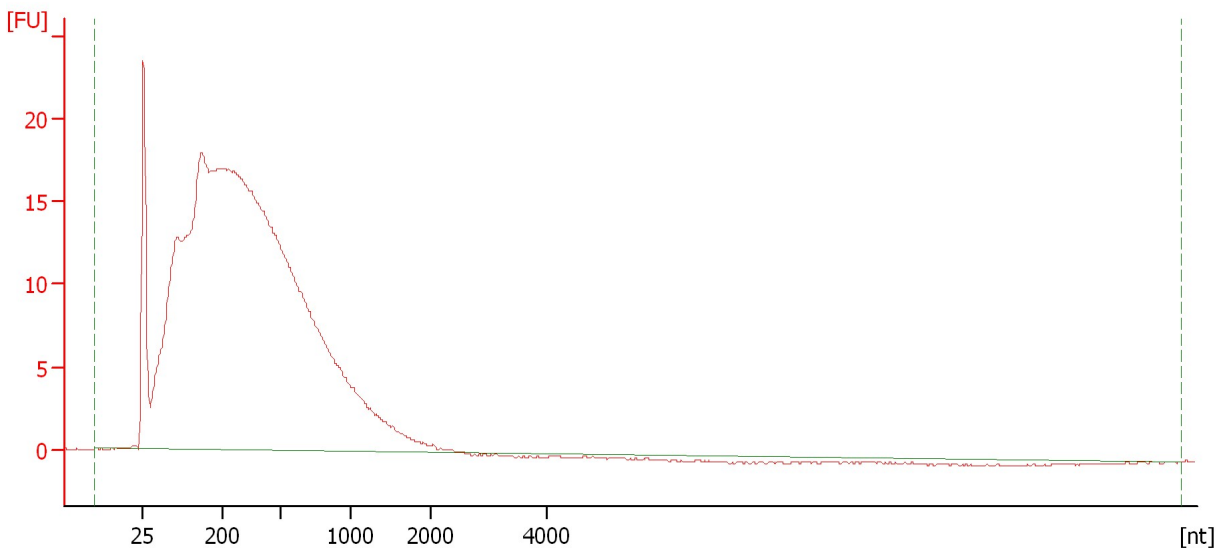
RNA Area: 607.0 rRNA Contamination: 0.0 %
RNA Concentration: 4,386 pg/μl

Assay Class: mRNA Pico
Data Path: C:\... bioanalyzer\2100 expert\data\2018-03-19\2018-03-19_004.xad

Created: 3/19/2018 12:58:31 PM
Modified: 3/19/2018 1:09:17 PM

Electropherogram Summary Continued ...

Sample 7 [Bisulfite Converted DNA]



Overall Results for sample 2 : Sample 7

RNA Area: 625.1 rRNA Contamination: 0.0 %
RNA Concentration: 4,517 pg/μl

Assay Class: mRNA Pico
Data Path: C:\... bioanalyzer\2100 expert\data\2018-03-19\2018-03-19_004.xad

Created: 3/19/2018 12:58:31 PM
Modified: 3/19/2018 1:09:17 PM

Gel Image



Assay Class: mRNA Pico
Data Path: C:\... bioanalyzer\2100 expert\data\2018-03-19\2018-03-19_004.xad

Created: 3/19/2018 12:58:31 PM
Modified: 3/19/2018 1:09:17 PM

Invalid Samples

- Sample 3 has not been run, no results available.
- Sample 4 has not been run, no results available.
- Sample 5 has not been run, no results available.
- Sample 6 has not been run, no results available.
- Sample 7 has not been run, no results available.
- Sample 8 has not been run, no results available.
- Sample 9 has not been run, no results available.
- Sample 10 has not been run, no results available.
- Sample 11 has not been run, no results available.