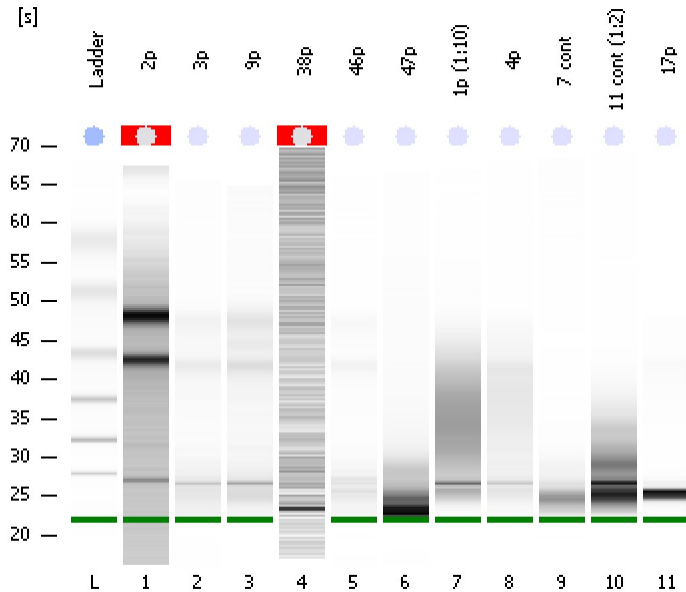


Assay Class: Eukaryote Total RNA Pico
 Data Path: C:\... bioanalyzer\2100 expert\data\2018-03-23\2018-03-23_002.xad

Created: 3/23/2018 12:41:29 PM
 Modified: 3/23/2018 1:03:26 PM

Electrophoresis File Run Summary



Instrument Information:

Instrument Name: DE34903152 Firmware: C.01.069
 Serial#: DE34903152 Type: G2938C

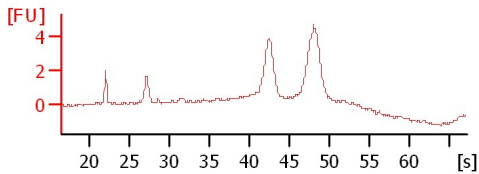
Assay Information:

Assay Origin Path: C:\Program Files\Agilent\2100 bioanalyzer\2100 expert\assays\RNA\Eukaryote Total RNA Pico Series II.xsy
 Assay Class: Eukaryote Total RNA Pico
 Version: 2.6
 Assay Comments: Total RNA Analysis pg sensitivity (Eukaryote)
 © Copyright 2003 - 2009 Agilent Technologies, Inc.

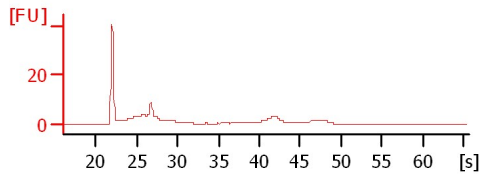
Chip Information:

Chip Lot #:
 Reagent Kit Lot #:
 Chip Comments:

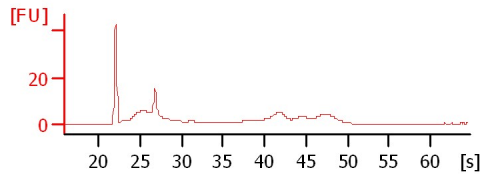
2p
 After conc. in speedvac
 RIN: N/A



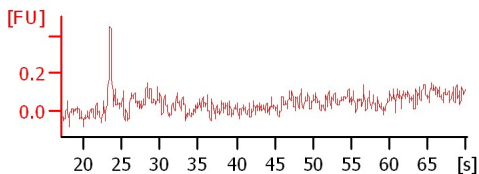
3p
 After conc. in speedvac
 RIN: 2.20



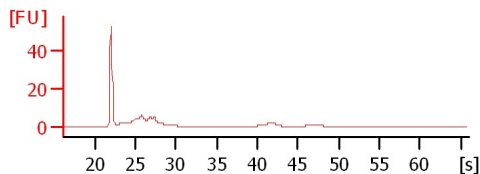
9p
 After conc. in speedvac
 RIN: 4.50



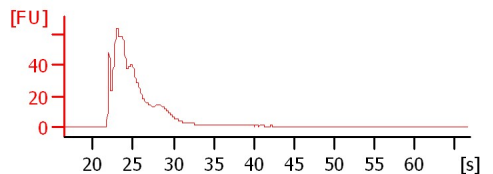
38p
 After conc. in speedvac
 RIN: N/A



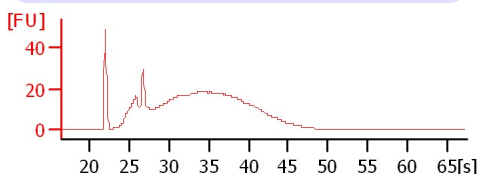
46p
 After conc. in speedvac
 RIN: 3.40



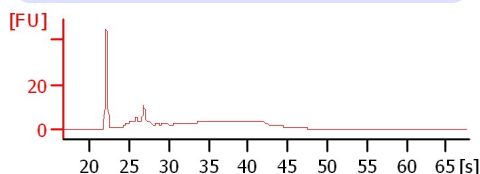
47p
 After conc. in speedvac
 RIN: 2.50



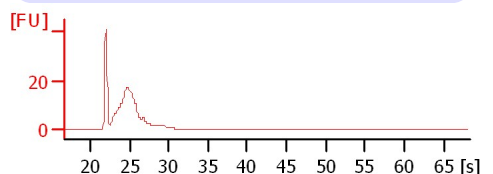
1p (1:10)
 RIN: 2.50



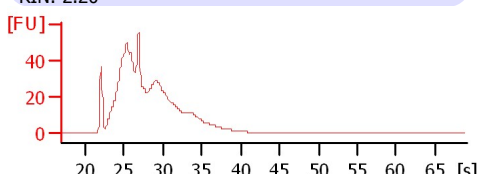
4p
 RIN: 2.20



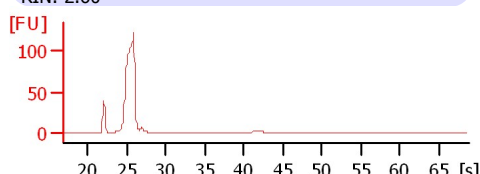
7 cont
 RIN: 2.60



11 cont (1:2)
 RIN: 2.20



17p
 RIN: 2.60



Assay Class: Eukaryote Total RNA Pico
 Data Path: C:\... bioanalyzer\2100 expert\data\2018-03-23\2018-03-23_002.xad

Created: 3/23/2018 12:41:29 PM
 Modified: 3/23/2018 1:03:26 PM

Electrophoresis File Run Summary (Chip Summary)

Sample Name	Sample Comment	Status	Result Label	Result Color
2p	After conc. in speedvac	✓	RIN N/A	
3p	After conc. in speedvac	✓	RIN: 2.20	
9p	After conc. in speedvac	✓	RIN: 4.50	
38p	After conc. in speedvac	✓	RIN N/A	
46p	After conc. in speedvac	✓	RIN: 3.40	
47p	After conc. in speedvac	✓	RIN: 2.50	
1p (1:10)		✓	RIN: 2.50	
4p		✓	RIN: 2.20	
7 cont		✓	RIN: 2.60	
11 cont (1:2)		✓	RIN: 2.20	
17p		✓	RIN: 2.60	
Ladder		✓	All Other Samples	

Chip Lot #

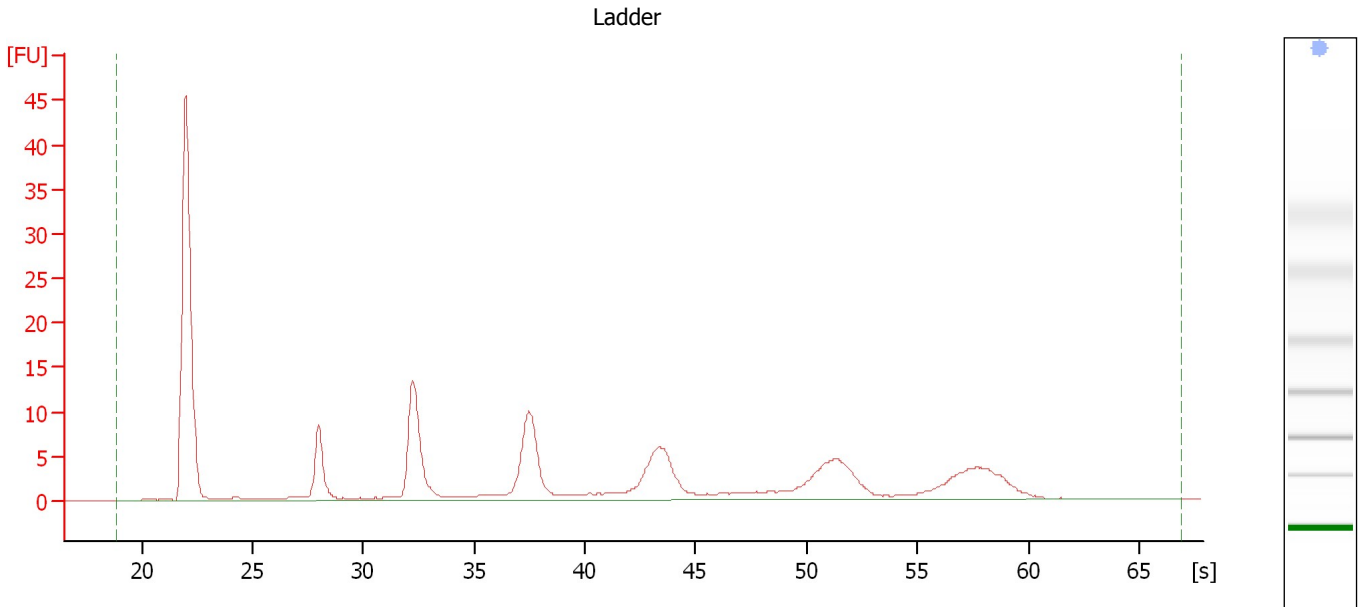
Reagent Kit Lot #

Chip Comments :

Assay Class: Eukaryote Total RNA Pico
Data Path: C:\... bioanalyzer\2100 expert\data\2018-03-23\2018-03-23_002.xad

Created: 3/23/2018 12:41:29 PM
Modified: 3/23/2018 1:03:26 PM

Electropherogram Summary



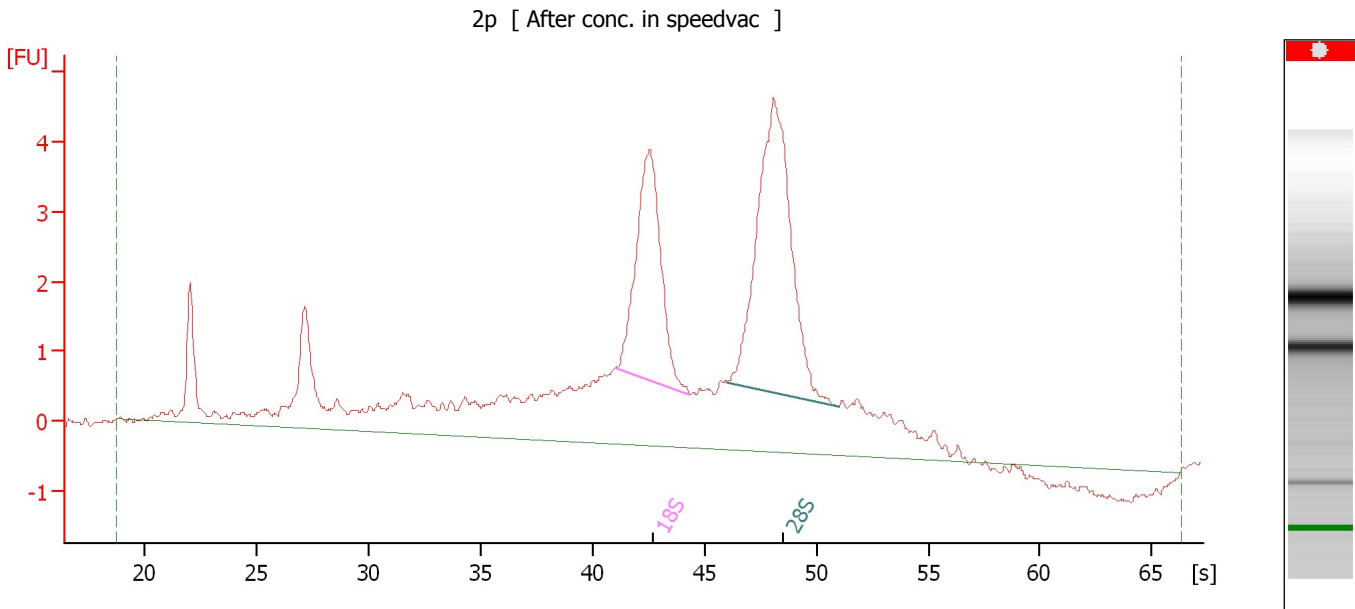
Overall Results for Ladder

RNA Area:	148.4	Result Flagging Color:	
RNA Concentration:	1,000 pg/μl	Result Flagging Label:	All Other Samples

Assay Class: Eukaryote Total RNA Pico
 Data Path: C:\... bioanalyzer\2100 expert\data\2018-03-23\2018-03-23_002.xad

Created: 3/23/2018 12:41:29 PM
 Modified: 3/23/2018 1:03:26 PM

Electropherogram Summary Continued ...



Overall Results for sample 1 : 2p

RNA Area:	77.7	RNA Integrity Number (RIN):	N/A (B.02.08)
RNA Concentration:	523 µg/µl	Result Flagging Color:	
rRNA Ratio [28s / 18s]:	1.6	Result Flagging Label:	RIN N/A

Fragment table for sample 1 : 2p

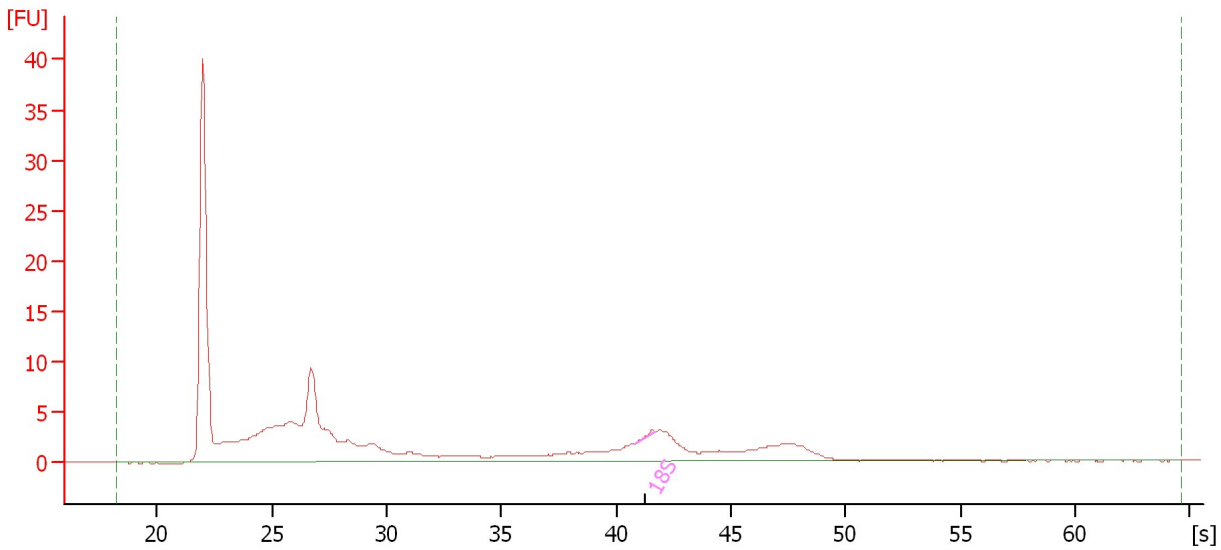
Name	Start Size [nt]	End Size [nt]	Area	% of total Area
18S	1,615	2,243	9.8	12.6
28S	2,666	3,911	15.3	19.7

Assay Class: Eukaryote Total RNA Pico
Data Path: C:\... bioanalyzer\2100 expert\data\2018-03-23\2018-03-23_002.xad

Created: 3/23/2018 12:41:29 PM
Modified: 3/23/2018 1:03:26 PM

Electropherogram Summary Continued ...

3p [After conc. in speedvac]



Overall Results for sample 2 : 3p

RNA Area:	134.9	RNA Integrity Number (RIN):	2.2 (B.02.08)
RNA Concentration:	909 µg/µl	Result Flagging Color:	
rRNA Ratio [28s / 18s]:	0.0	Result Flagging Label:	RIN: 2.20

Fragment table for sample 2 : 3p

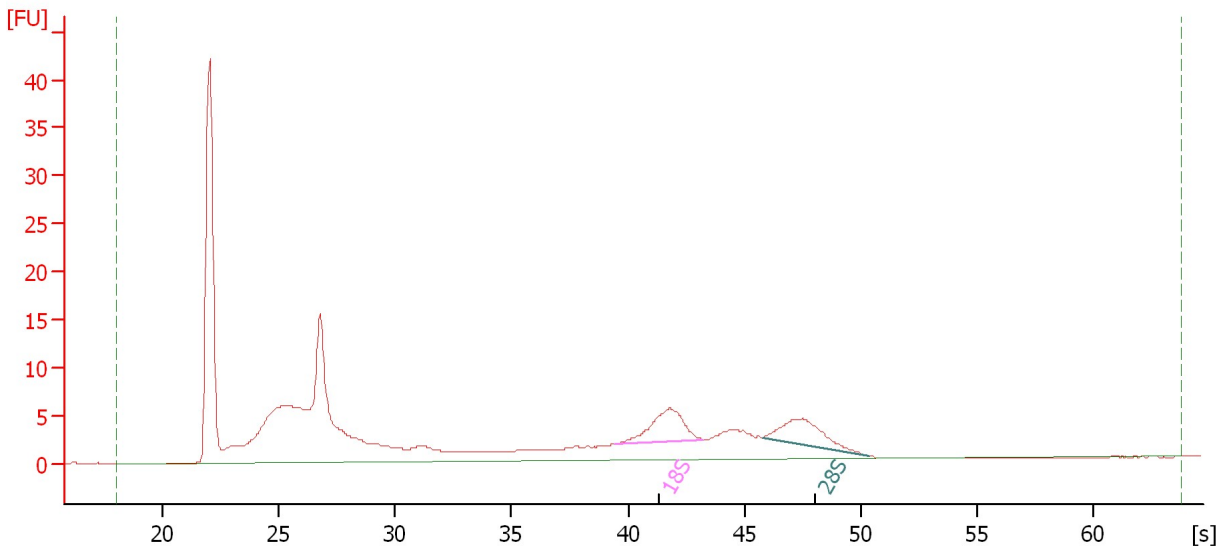
Name	Start Size [nt]	End Size [nt]	Area	% of total Area
18S	1,556	1,718	0.3	0.2

Assay Class: Eukaryote Total RNA Pico
Data Path: C:\... bioanalyzer\2100 expert\data\2018-03-23\2018-03-23_002.xad

Created: 3/23/2018 12:41:29 PM
Modified: 3/23/2018 1:03:26 PM

Electropherogram Summary Continued ...

9p [After conc. in speedvac]



Overall Results for sample 3 : 9p

RNA Area: 215.1 RNA Integrity Number (RIN): 4.5 (B.02.08)
RNA Concentration: 1,450 pg/μl Result Flagging Color:
rRNA Ratio [28s / 18s]: 0.9 Result Flagging Label: RIN: 4.50

Fragment table for sample 3 : 9p

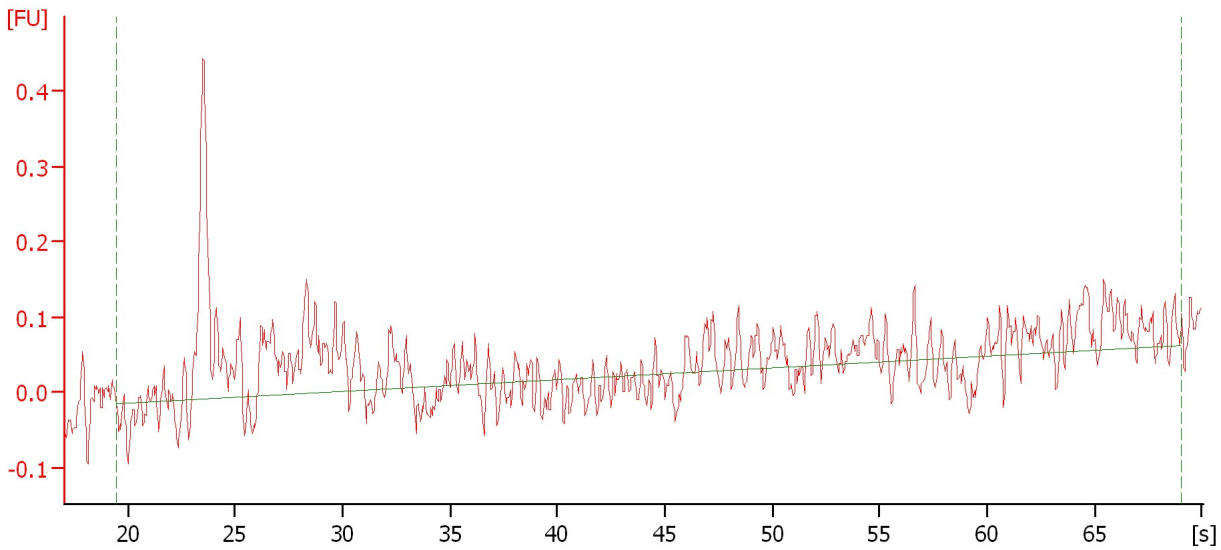
Name	Start Size [nt]	End Size [nt]	Area	% of total Area
18S	1,334	1,981	13.5	6.3
28S	2,623	3,752	11.6	5.4

Assay Class: Eukaryote Total RNA Pico
Data Path: C:\... bioanalyzer\2100 expert\data\2018-03-23\2018-03-23_002.xad

Created: 3/23/2018 12:41:29 PM
Modified: 3/23/2018 1:03:26 PM

Electropherogram Summary Continued ...

38p [After conc. in speedvac]



Overall Results for sample 4 : 38p

RNA Concentration: 24 pg/μl
rRNA Ratio [28s / 18s]: 0.0

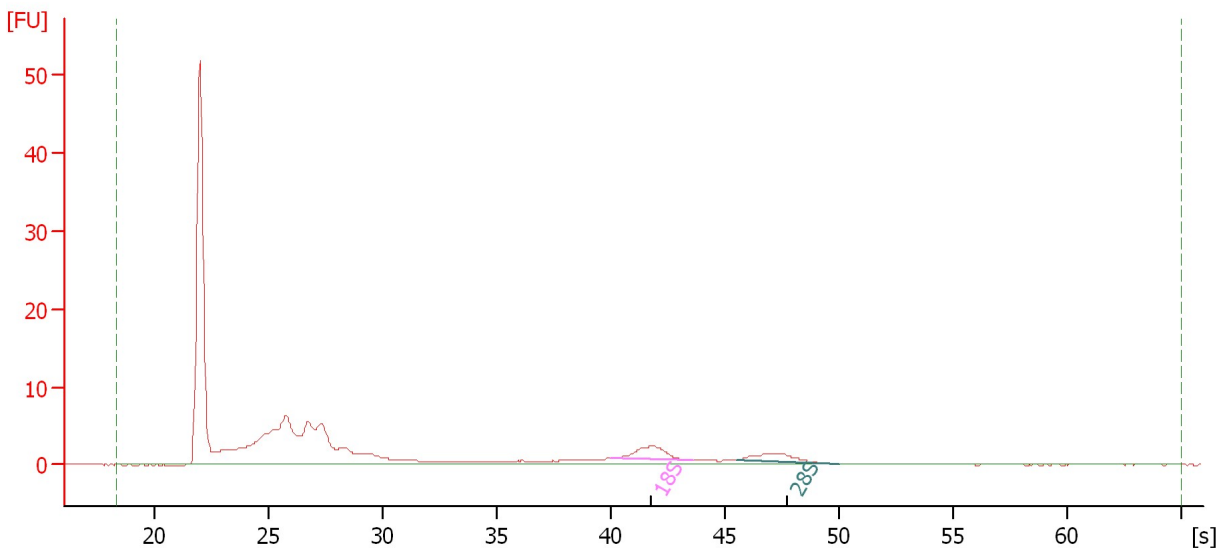
Result Flagging Color:
Result Flagging Label: RIN N/A

Assay Class: Eukaryote Total RNA Pico
Data Path: C:\... bioanalyzer\2100 expert\data\2018-03-23\2018-03-23_002.xad

Created: 3/23/2018 12:41:29 PM
Modified: 3/23/2018 1:03:26 PM

Electropherogram Summary Continued ...

46p [After conc. in speedvac]



Overall Results for sample 5 : 46p

RNA Area:	121.9	RNA Integrity Number (RIN):	3.4 (B.02.08)
RNA Concentration:	821 pg/μl	Result Flagging Color:	
rRNA Ratio [28s / 18s]:	0.7	Result Flagging Label:	RIN: 3.40

Fragment table for sample 5 : 46p

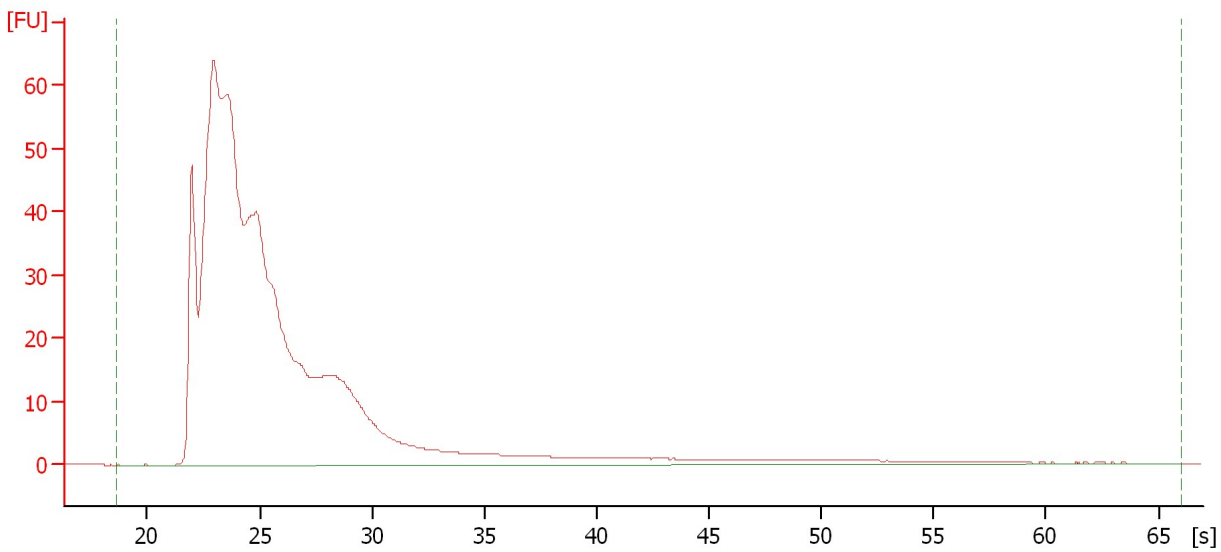
Name	Start Size [nt]	End Size [nt]	Area	% of total Area
18S	1,424	2,063	6.3	5.2
28S	2,549	3,676	4.3	3.5

Assay Class: Eukaryote Total RNA Pico
Data Path: C:\... bioanalyzer\2100 expert\data\2018-03-23\2018-03-23_002.xad

Created: 3/23/2018 12:41:29 PM
Modified: 3/23/2018 1:03:26 PM

Electropherogram Summary Continued ...

47p [After conc. in speedvac]



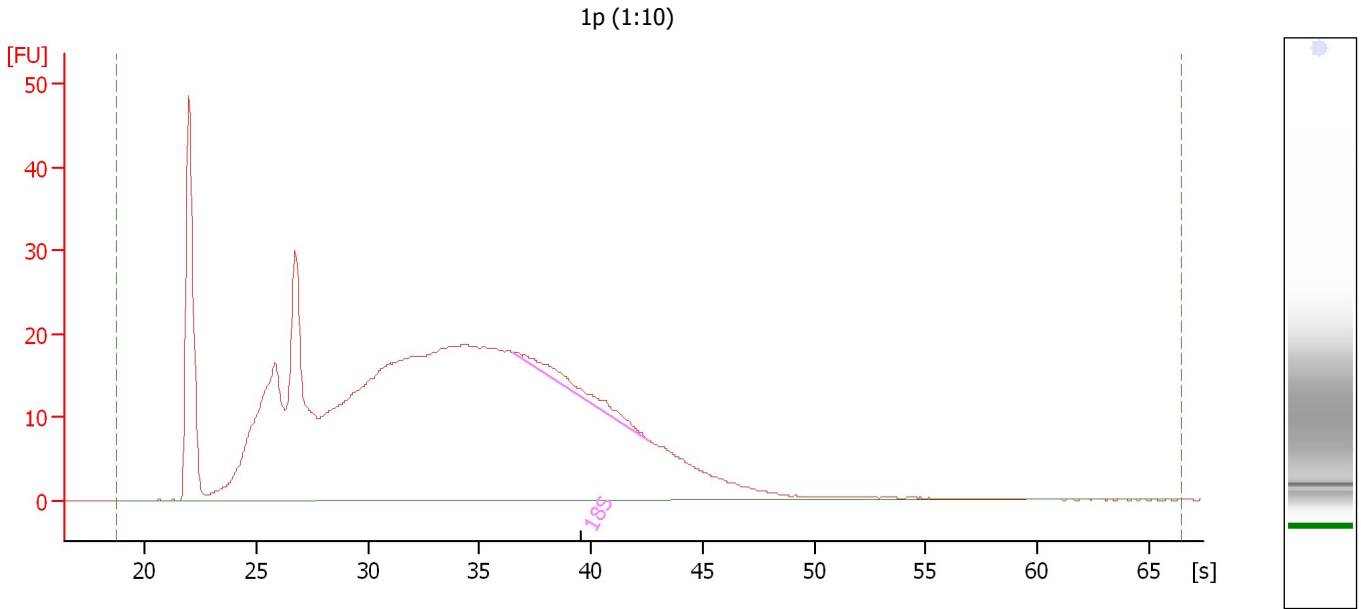
Overall Results for sample 6 : 47p

RNA Area:	943.6	RNA Integrity Number (RIN):	2.5 (B.02.08)
RNA Concentration:	6,359 pg/ μ l	Result Flagging Color:	
rRNA Ratio [28s / 18s]:	0.0	Result Flagging Label:	RIN: 2.50

Assay Class: Eukaryote Total RNA Pico
Data Path: C:\... bioanalyzer\2100 expert\data\2018-03-23\2018-03-23_002.xad

Created: 3/23/2018 12:41:29 PM
Modified: 3/23/2018 1:03:26 PM

Electropherogram Summary Continued ...



Overall Results for sample 7 : 1p (1:10)

RNA Area: 873.5 RNA Integrity Number (RIN): 2.5 (B.02.08)
RNA Concentration: 5,886 pg/μl Result Flagging Color:
rRNA Ratio [28s / 18s]: 0.0 Result Flagging Label: RIN: 2.50

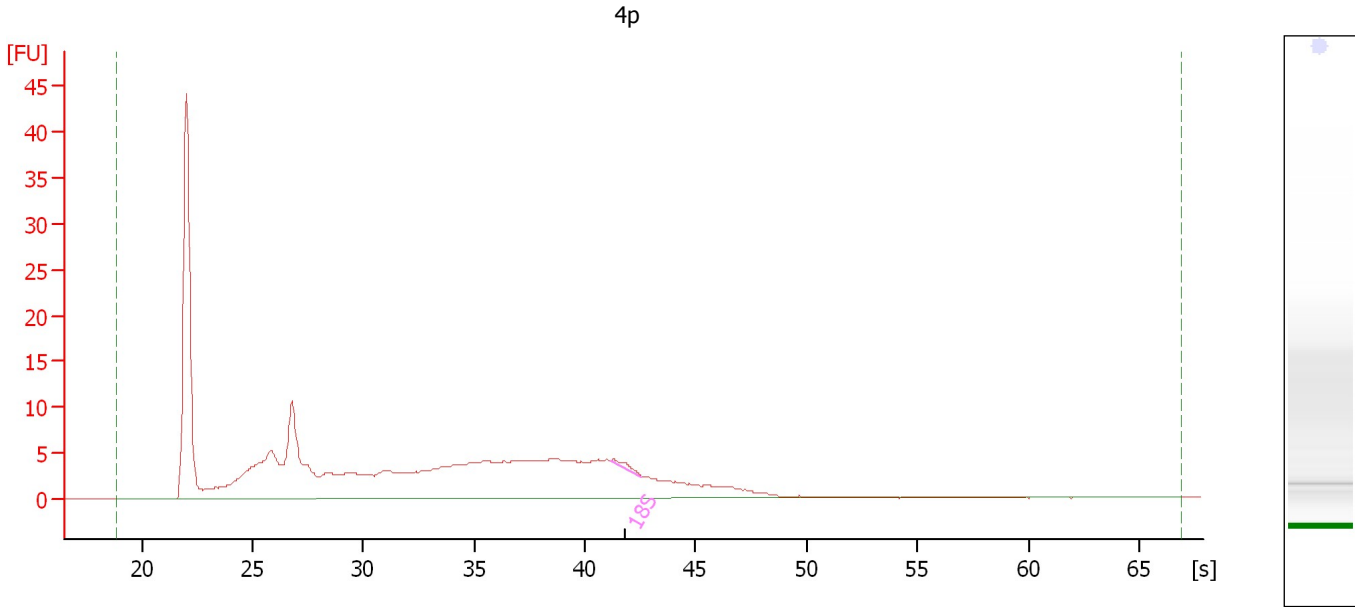
Fragment table for sample 7 : 1p (1:10)

Name	Start Size [nt]	End Size [nt]	Area	% of total Area
18S	908	1,861	13.6	1.6

Assay Class: Eukaryote Total RNA Pico
Data Path: C:\... bioanalyzer\2100 expert\data\2018-03-23\2018-03-23_002.xad

Created: 3/23/2018 12:41:29 PM
Modified: 3/23/2018 1:03:26 PM

Electropherogram Summary Continued ...



Overall Results for sample 8 : 4p

RNA Area:	226.3	RNA Integrity Number (RIN):	2.2 (B.02.08)
RNA Concentration:	1,525 pg/μl	Result Flagging Color:	
rRNA Ratio [28s / 18s]:	0.0	Result Flagging Label:	RIN: 2.20

Fragment table for sample 8 : 4p

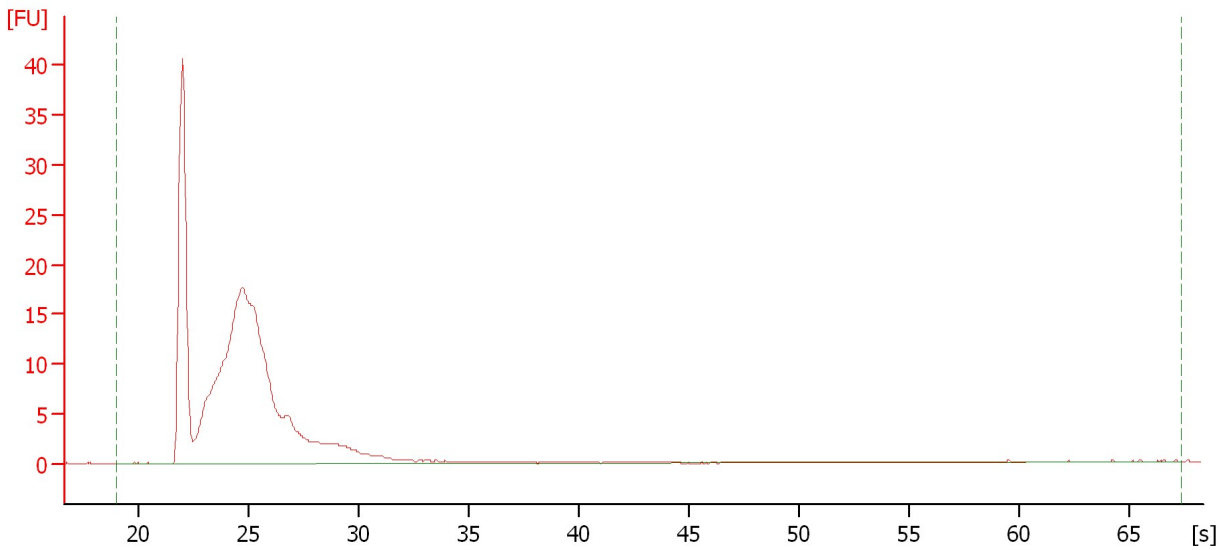
Name	Start Size [nt]	End Size [nt]	Area	% of total Area
18S	1,619	1,859	1.0	0.5

Assay Class: Eukaryote Total RNA Pico
Data Path: C:\... bioanalyzer\2100 expert\data\2018-03-23\2018-03-23_002.xad

Created: 3/23/2018 12:41:29 PM
Modified: 3/23/2018 1:03:26 PM

Electropherogram Summary Continued ...

7 cont



Overall Results for sample 9 : 7 cont

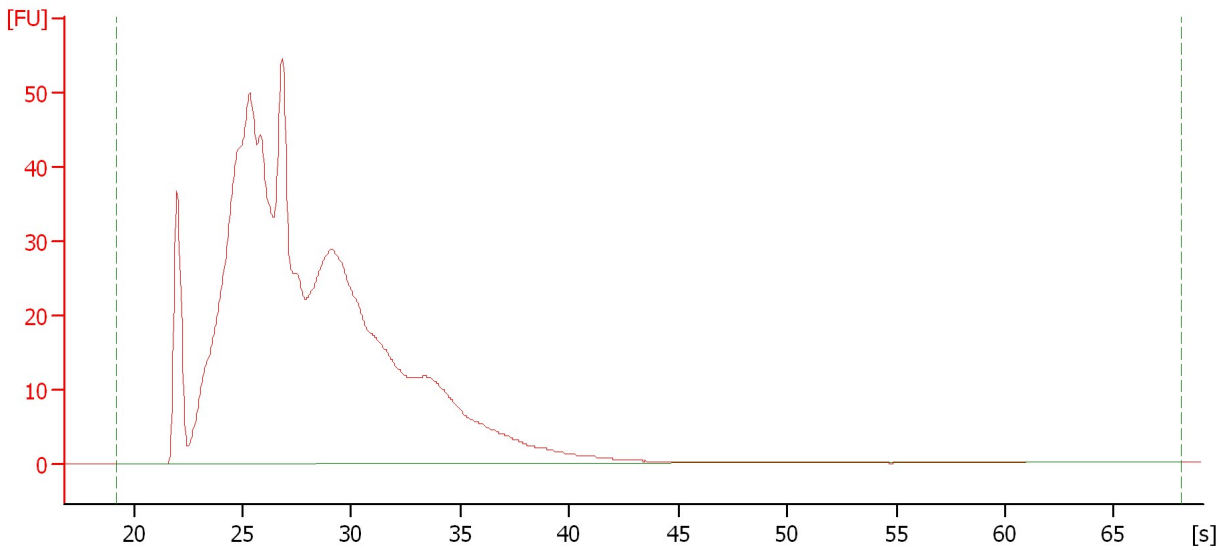
RNA Area:	203.5	RNA Integrity Number (RIN):	2.6 (B.02.08)
RNA Concentration:	1,371 pg/μl	Result Flagging Color:	
rRNA Ratio [28s / 18s]:	0.0	Result Flagging Label:	RIN: 2.60

Assay Class: Eukaryote Total RNA Pico
Data Path: C:\... bioanalyzer\2100 expert\data\2018-03-23\2018-03-23_002.xad

Created: 3/23/2018 12:41:29 PM
Modified: 3/23/2018 1:03:26 PM

Electropherogram Summary Continued ...

11 cont (1:2)



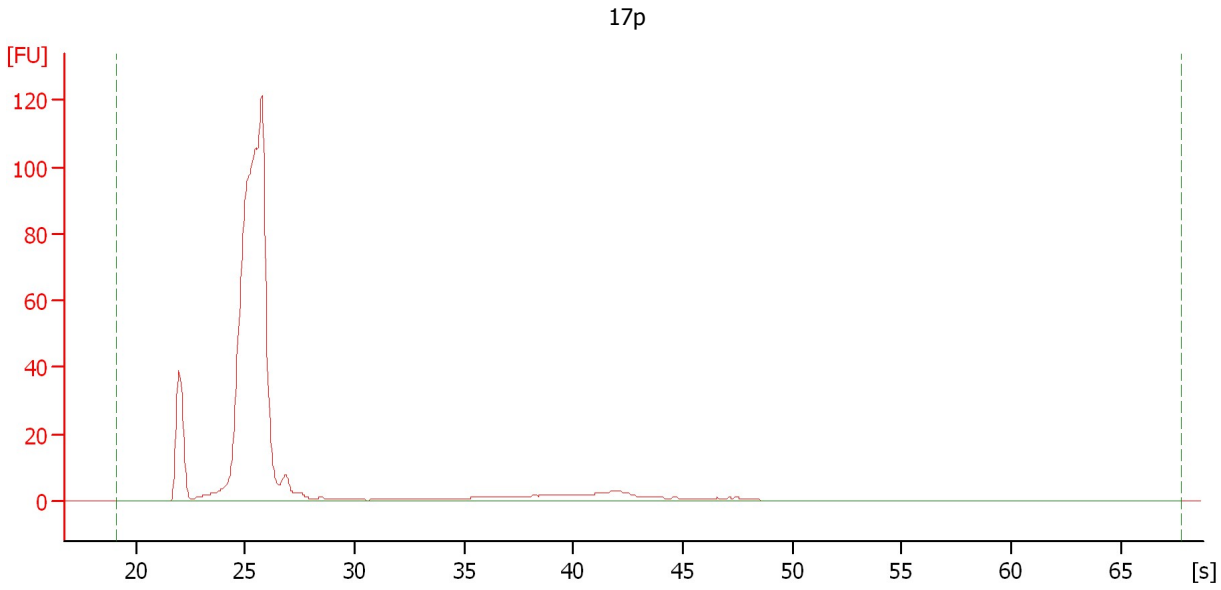
Overall Results for sample 10 : 11 cont (1:2)

RNA Area:	1,085.0	RNA Integrity Number (RIN):	2.2 (B.02.08)
RNA Concentration:	7,312 pg/μl	Result Flagging Color:	
rRNA Ratio [28s / 18s]:	0.0	Result Flagging Label:	RIN: 2.20

Assay Class: Eukaryote Total RNA Pico
Data Path: C:\... bioanalyzer\2100 expert\data\2018-03-23\2018-03-23_002.xad

Created: 3/23/2018 12:41:29 PM
Modified: 3/23/2018 1:03:26 PM

Electropherogram Summary Continued ...



Overall Results for sample 11 : 17p

RNA Area:	654.8	RNA Integrity Number (RIN):	2.6 (B.02.08)
RNA Concentration:	4,413 pg/ μ l	Result Flagging Color:	
rRNA Ratio [28s / 18s]:	0.0	Result Flagging Label:	RIN: 2.60

Assay Class: Eukaryote Total RNA Pico
Data Path: C:\... bioanalyzer\2100 expert\data\2018-03-23\2018-03-23_002.xad

Created: 3/23/2018 12:41:29 PM
Modified: 3/23/2018 1:03:26 PM

Gel Image

