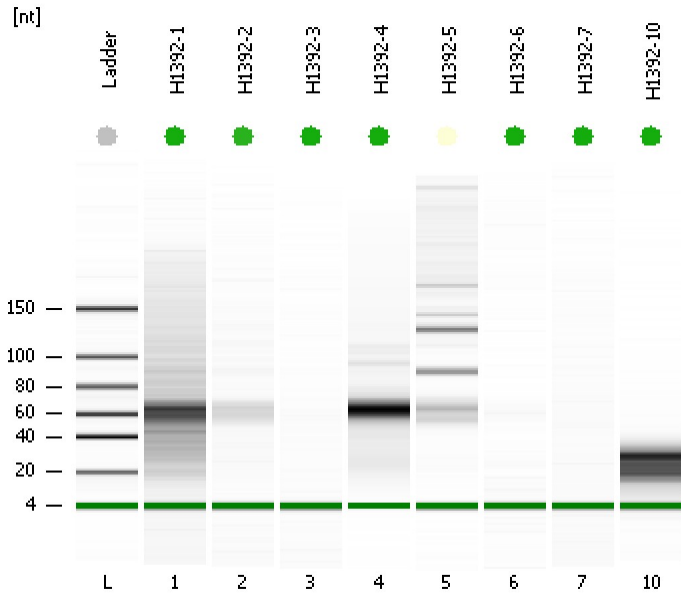


Assay Class: Small RNA
 Data Path: C:\...r\2100 expert\data\2018-06-13\2018-06-13_002_BrunaAlves.xad

Created: 6/13/2018 10:59:57 AM
 Modified: 6/15/2018 12:13:38 PM

Electrophoresis File Run Summary



Instrument Information:

Instrument Name: DE34903152 Firmware: C.01.069
 Serial#: DE34903152 Type: G2938C

Assay Information:

Assay Origin Path: C:\Program Files\Agilent\2100 bioanalyzer\2100 expert\assays\RNA\Small RNA Series II.xsy

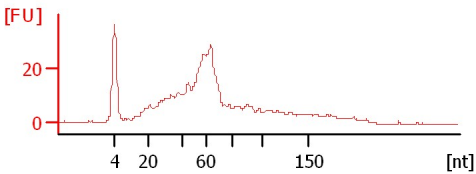
Assay Class: Small RNA
 Version: 1.2
 Assay Comments: Small RNA Analysis 6 - 150 nucleotides

© Copyright 2007 - 2009 Agilent Technologies, Inc.

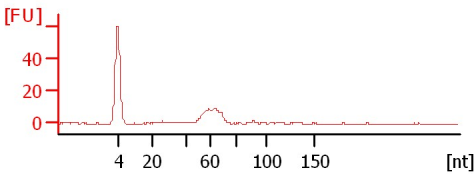
Chip Information:

Chip Lot #:
 Reagent Kit Lot #:
 Chip Comments:

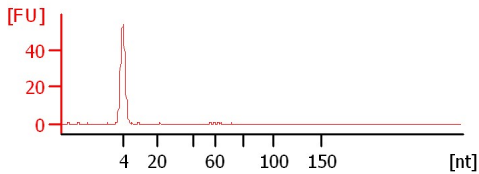
H1392-1
 37 % miRNA; Concentration: 1161.70 pg/µl



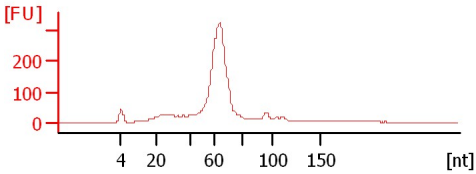
H1392-2
 11 % miRNA; Concentration: 25.10 pg/µl



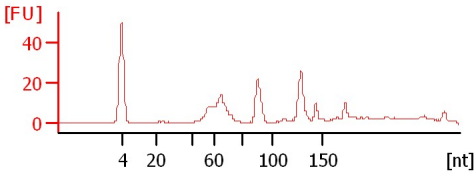
H1392-3
 20 % miRNA; Concentration: 1.20 pg/µl



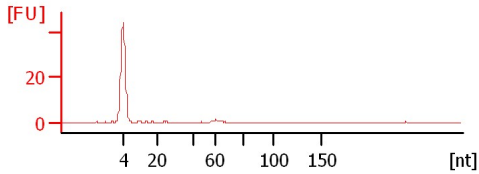
H1392-4
 25 % miRNA; Concentration: 3078.20 pg/µl



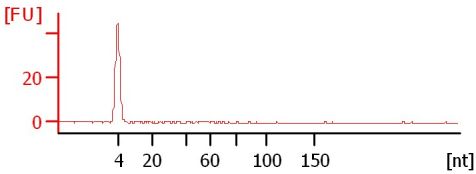
H1392-5
 1 % miRNA; Concentration: 14.40 pg/µl



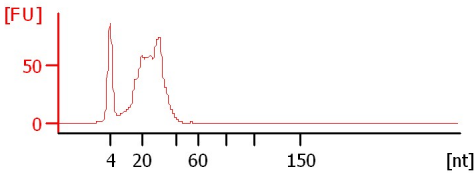
H1392-6
 57 % miRNA; Concentration: 26.80 pg/µl



H1392-7
 25 % miRNA; Concentration: 2.40 pg/µl












H1392-10
 99 % miRNA; Concentration: 3164.30 pg/µl



Assay Class: Small RNA
Data Path: C:\...r\2100 expert\data\2018-06-13\2018-06-13_002_BrunaAlves.xad

Created: 6/13/2018 10:59:57 AM
Modified: 6/15/2018 12:13:38 PM

Electrophoresis File Run Summary (Chip Summary)

Sample Name	Sample Comment	Status	Result Label	Result Color
H1392-1		✓	37 % miRNA; Concentration: 1161.70 pg/μl	
H1392-2		✓	11 % miRNA; Concentration: 25.10 pg/μl	
H1392-3		✓	20 % miRNA; Concentration: 1.20 pg/μl	
H1392-4		✓	25 % miRNA; Concentration: 3078.20 pg/μl	
H1392-5		✓	1 % miRNA; Concentration: 14.40 pg/μl	
H1392-6		✓	57 % miRNA; Concentration: 26.80 pg/μl	
H1392-7		✓	25 % miRNA; Concentration: 2.40 pg/μl	
H1392-10		✓	99 % miRNA; Concentration: 3164.30 pg/μl	
Ladder		✓	Number of Peaks: 6	

Chip Lot #

Reagent Kit Lot #

Chip Comments :

Assay Class: Small RNA
Data Path: C:\...r\2100 expert\data\2018-06-13\2018-06-13_002_BrunaAlves.xad

Created: 6/13/2018 10:59:57 AM
Modified: 6/15/2018 12:13:38 PM

Electrophoresis Assay Details

General Analysis Settings

Number of Available Sample and Ladder Wells (Max.) : 12
Minimum Visible Range [s] : 30
Maximum Visible Range [s] : 90
Start Analysis Time Range [s] : 31
End Analysis Time Range [s] : 89
Ladder Concentration [pg/μl] : 2500
Lower Marker Concentration [pg/μl] : 500
Upper Marker Concentration [pg/μl] : 0
Used Lower Marker for Quantitation
Standard Curve Fit is Logarithmic
Show Data Aligned to Lower Marker

Integrator Settings

Integration Start Time [s] : 30
Integration End Time [s] : 89
Slope Threshold : 0.6
Height Threshold [FU] : 3
Area Threshold : 0.2
Width Threshold [s] : 0.5
Baseline Plateau [s] : 60

Filter Settings

Filter Width [s] : 0.5
Polynomial Order : 4

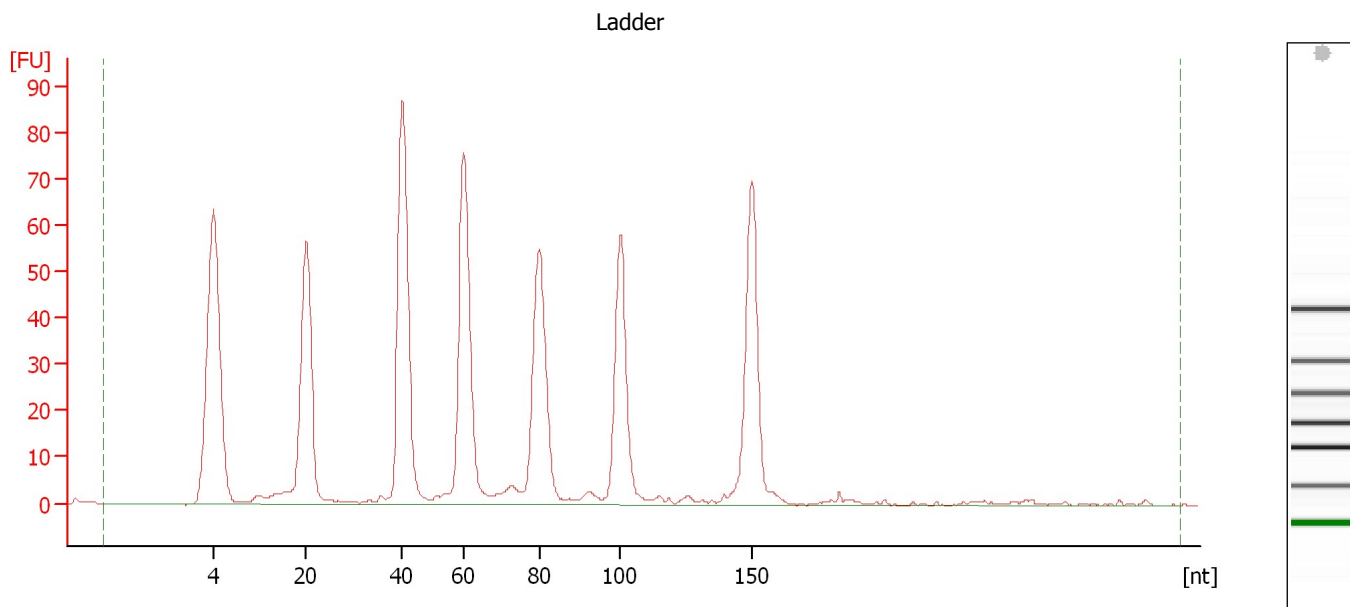
Ladder

Ladder Peak	Size
1	4
2	20
3	40
4	60
5	80
6	100
7	150

Assay Class: Small RNA
Data Path: C:\...r\2100 expert\data\2018-06-13\2018-06-13_002_BrunaAlves.xad

Created: 6/13/2018 10:59:57 AM
Modified: 6/15/2018 12:13:38 PM

Electropherogram Summary



Overall Results for Ladder

Result Flagging Color:

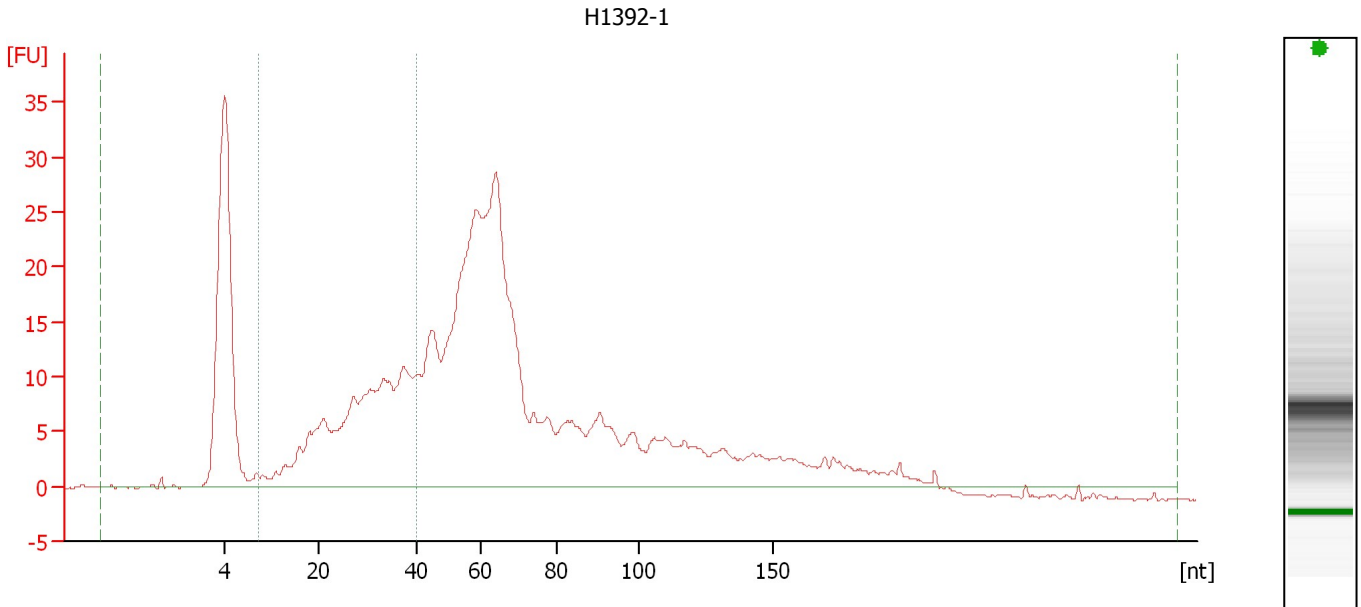
Result Flagging Label:

Number of Peaks: 6

Assay Class: Small RNA
 Data Path: C:\...r\2100 expert\data\2018-06-13\2018-06-13_002_BrunaAlves.xad

Created: 6/13/2018 10:59:57 AM
 Modified: 6/15/2018 12:13:38 PM

Electropherogram Summary Continued ...



Overall Results for sample 1 : H1392-1

Small RNA Concentration [pg/μl]:	3,177.7	Result Flagging Color:	
miRNA Concentration [pg/μl]:	1,161.7	Result Flagging Label:	37 % miRNA; Concentration: 1161.70 pg/μl
miRNA / Small RNA Ratio [%]:	37		

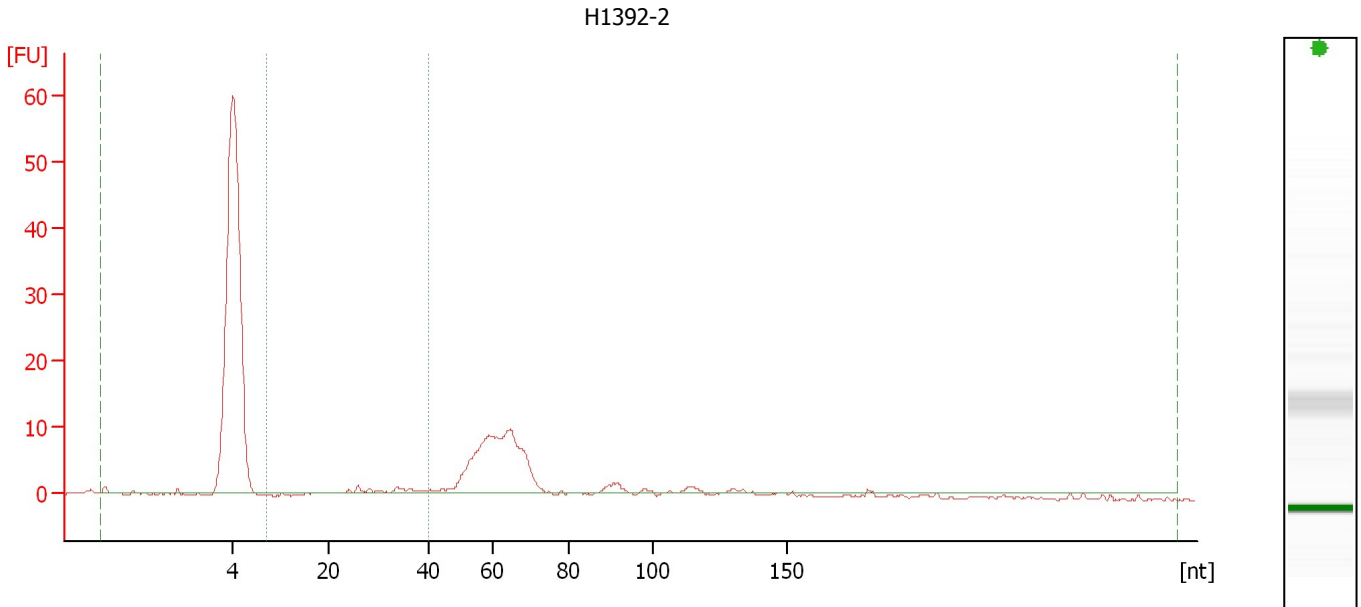
Region table for sample 1 : H1392-1

Name	From [nt]	To [nt]	Average Size [nt]	Size distribution in CV [%]	Conc. [pg/μl]	% of Total	Color
Small RNA	0	301	62	69.6	3,177.7	100	
miRNA	10	40	29	26.2	1,161.7	37	

Assay Class: Small RNA
 Data Path: C:\...r\2100 expert\data\2018-06-13\2018-06-13_002_BrunaAlves.xad

Created: 6/13/2018 10:59:57 AM
 Modified: 6/15/2018 12:13:38 PM

Electropherogram Summary Continued ...



Overall Results for sample 2 : H1392-2

Small RNA Concentration [pg/μl]:	231.2	Result Flagging Color:	████████
miRNA Concentration [pg/μl]:	25.1	Result Flagging Label:	11 % miRNA; Concentration: 25.10 pg/μl
miRNA / Small RNA Ratio [%]:	11		

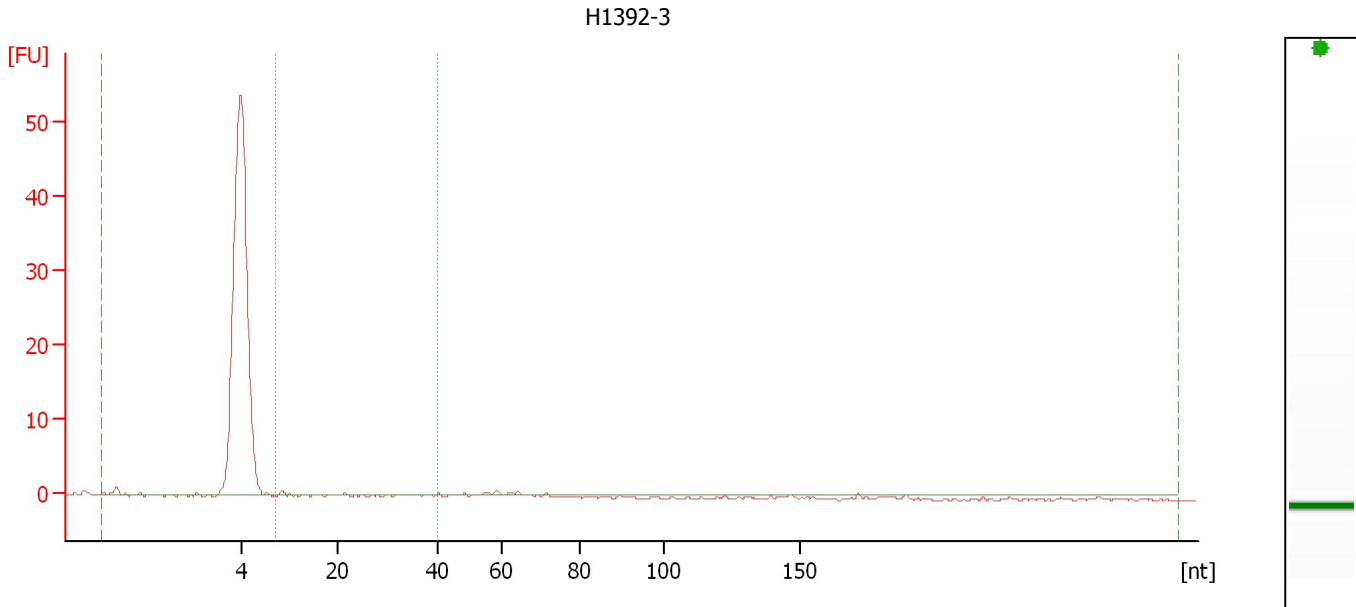
Region table for sample 2 : H1392-2

Name	From [nt]	To [nt]	Average Size [nt]	Size distribution in CV [%]	Conc. [pg/μl]	% of Total	Col or
Small RNA	0	294	28	100.0	231.2	100	████
miRNA	10	40	31	16.8	25.1	11	████

Assay Class: Small RNA
 Data Path: C:\...r\2100 expert\data\2018-06-13\2018-06-13_002_BrunaAlves.xad

Created: 6/13/2018 10:59:57 AM
 Modified: 6/15/2018 12:13:38 PM

Electropherogram Summary Continued ...



Overall Results for sample 3 : H1392-3

Small RNA Concentration [pg/μl]:	6.1	Result Flagging Color:	
miRNA Concentration [pg/μl]:	1.2	Result Flagging Label:	20 % miRNA; Concentration: 1.20 pg/μl
miRNA / Small RNA Ratio [%]:	20		

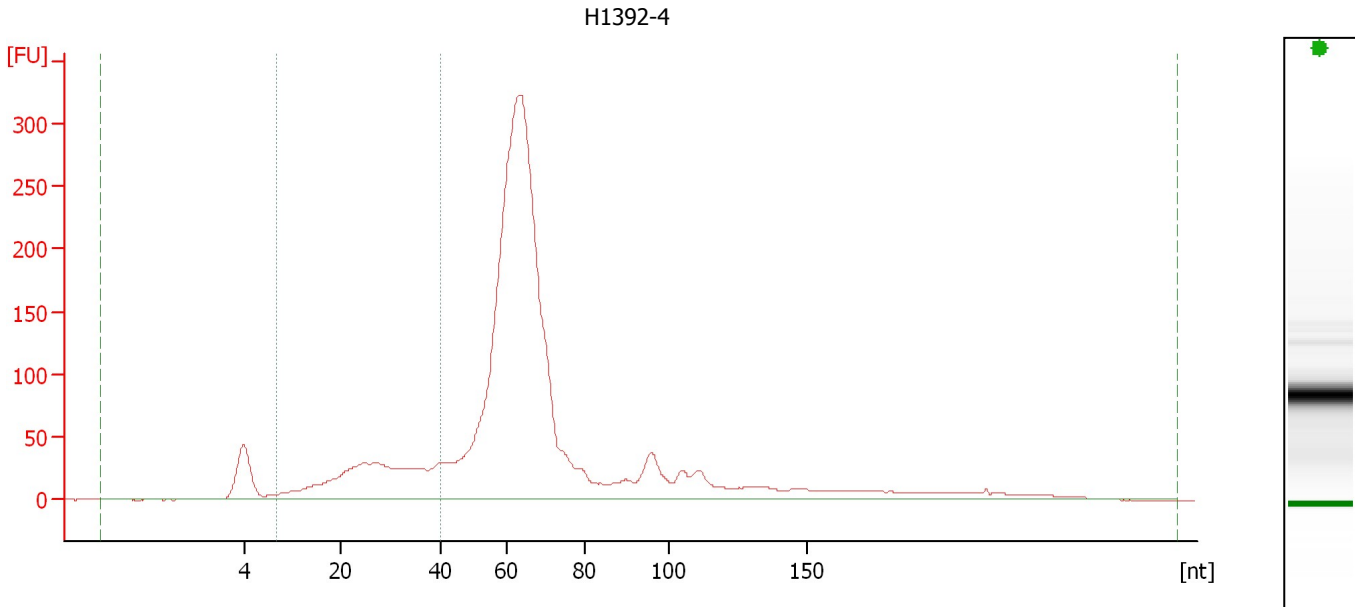
Region table for sample 3 : H1392-3

Name	From [nt]	To [nt]	Average Size [nt]	Size distribution in CV [%]	Conc. [pg/μl]	% of Total	Col or
Small RNA	0	288	4	100.0	6.1	100	
miRNA	10	40	12	26.5	1.2	20	

Assay Class: Small RNA
 Data Path: C:\...r\2100 expert\data\2018-06-13\2018-06-13_002_BrunaAlves.xad

Created: 6/13/2018 10:59:57 AM
 Modified: 6/15/2018 12:13:38 PM

Electropherogram Summary Continued ...



Overall Results for sample 4 : H1392-4

Small RNA Concentration [pg/μl]:	12,444.8	Result Flagging Color:	
miRNA Concentration [pg/μl]:	3,078.2	Result Flagging Label:	25 % miRNA; Concentration: 3078.20 pg/μl
miRNA / Small RNA Ratio [%]:	25		

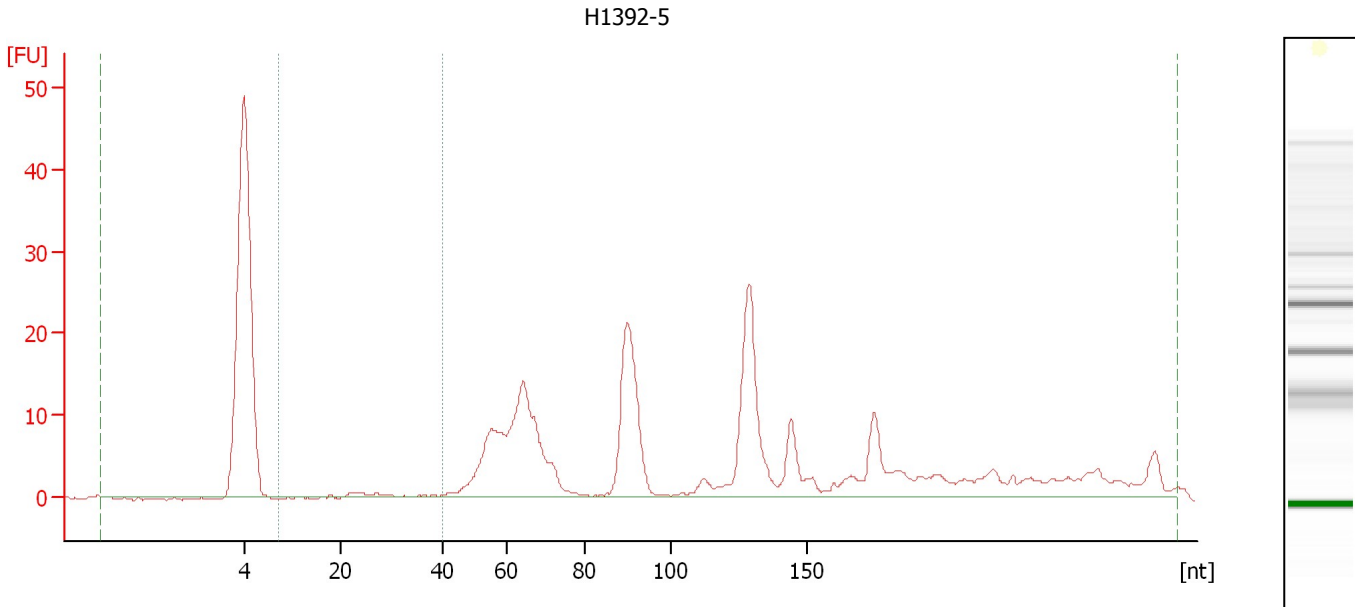
Region table for sample 4 : H1392-4

Name	From [nt]	To [nt]	Average Size [nt]	Size distribution in CV [%]	Conc. [pg/μl]	% of Total	Color
Small RNA	0	285	69	57.4	12,444.8	100	
miRNA	10	40	27	28.3	3,078.2	25	

Assay Class: Small RNA
 Data Path: C:\...r\2100 expert\data\2018-06-13\2018-06-13_002_BrunaAlves.xad

Created: 6/13/2018 10:59:57 AM
 Modified: 6/15/2018 12:13:38 PM

Electropherogram Summary Continued ...



Overall Results for sample 5 : H1392-5

Small RNA Concentration [pg/μl]:	1,001.3	Result Flagging Color:	
miRNA Concentration [pg/μl]:	14.4	Result Flagging Label:	1 % miRNA; Concentration: 14.40 pg/μl
miRNA / Small RNA Ratio [%]:	1		

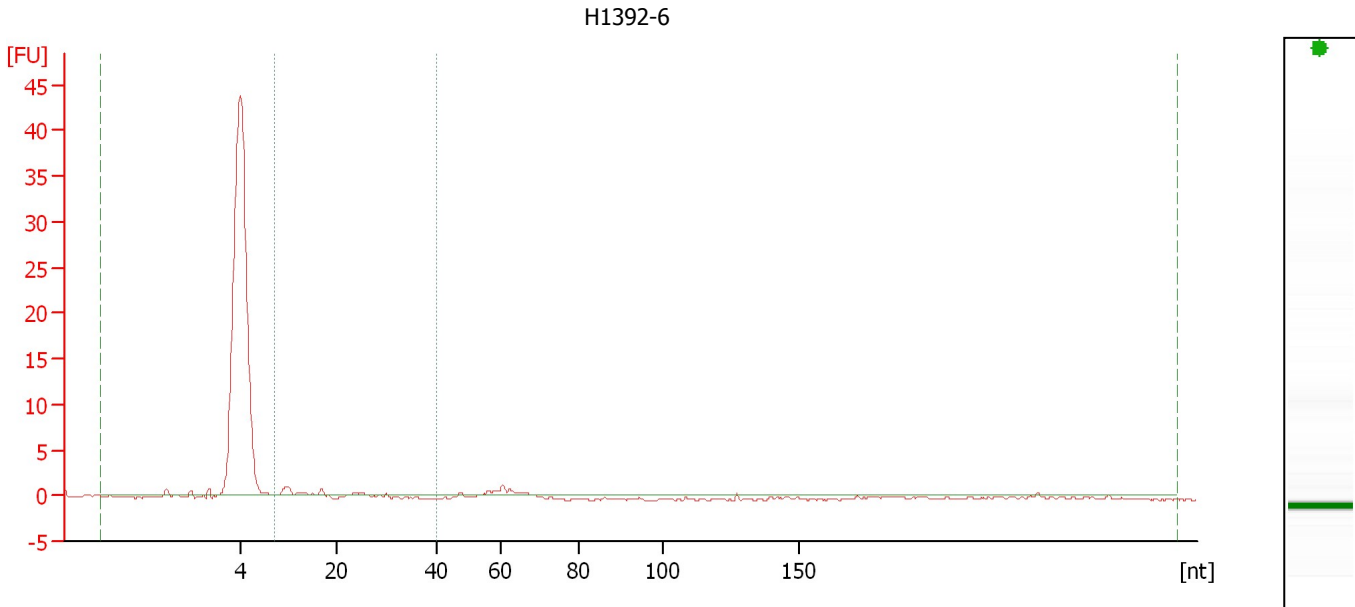
Region table for sample 5 : H1392-5

Name	From [nt]	To [nt]	Average Size [nt]	Size distribution in CV [%]	Conc. [pg/μl]	% of Total	Col or
Small RNA	0	284	104	76.2	1,001.3	100	
miRNA	10	40	26	17.7	14.4	1	

Assay Class: Small RNA
 Data Path: C:\...r\2100 expert\data\2018-06-13\2018-06-13_002_BrunaAlves.xad

Created: 6/13/2018 10:59:57 AM
 Modified: 6/15/2018 12:13:38 PM

Electropherogram Summary Continued ...



Overall Results for sample 6 : H1392-6

Small RNA Concentration [pg/μl]:	47.0	Result Flagging Color:	
miRNA Concentration [pg/μl]:	26.8	Result Flagging Label:	57 % miRNA; Concentration: 26.80 pg/μl
miRNA / Small RNA Ratio [%]:	57		

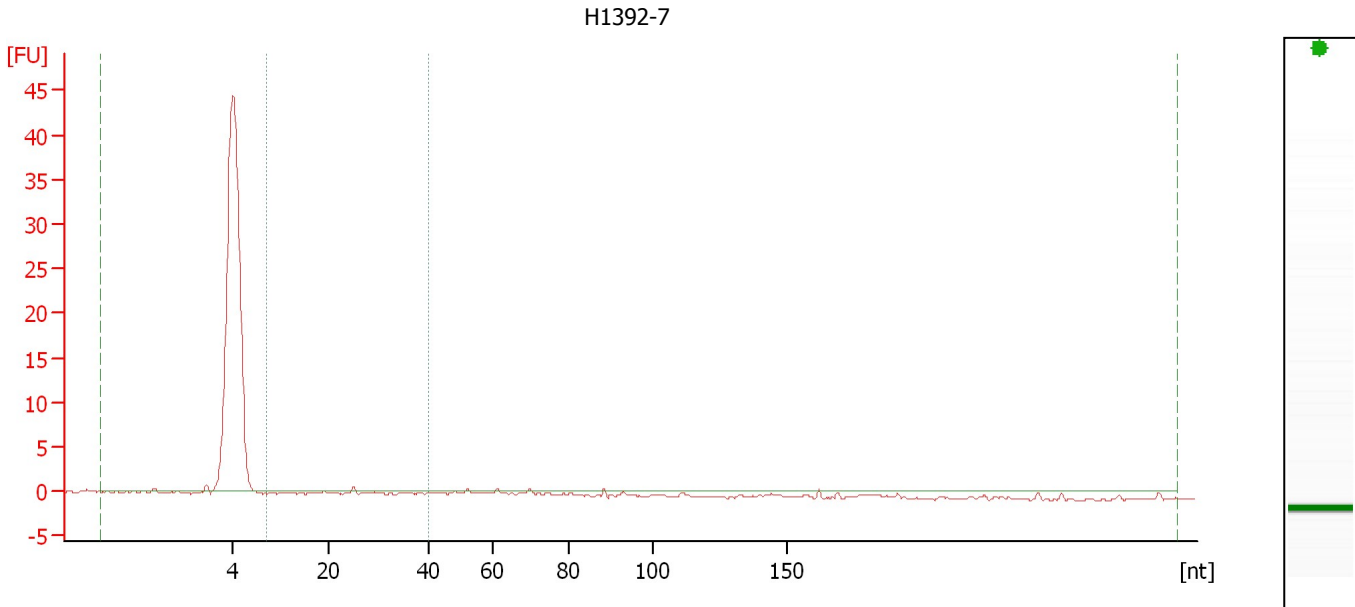
Region table for sample 6 : H1392-6

Name	From [nt]	To [nt]	Average Size [nt]	Size distribution in CV [%]	Conc. [pg/μl]	% of Total	Col or
Small RNA	0	288	7	100.0	47.0	100	
miRNA	10	40	16	33.5	26.8	57	

Assay Class: Small RNA
 Data Path: C:\...r\2100 expert\data\2018-06-13\2018-06-13_002_BrunaAlves.xad

Created: 6/13/2018 10:59:57 AM
 Modified: 6/15/2018 12:13:38 PM

Electropherogram Summary Continued ...



Overall Results for sample 7 : H1392-7

Small RNA Concentration [pg/μl]:	9.6	Result Flagging Color:	
miRNA Concentration [pg/μl]:	2.4	Result Flagging Label:	25 % miRNA; Concentration: 2.40 pg/μl
miRNA / Small RNA Ratio [%]:	25		

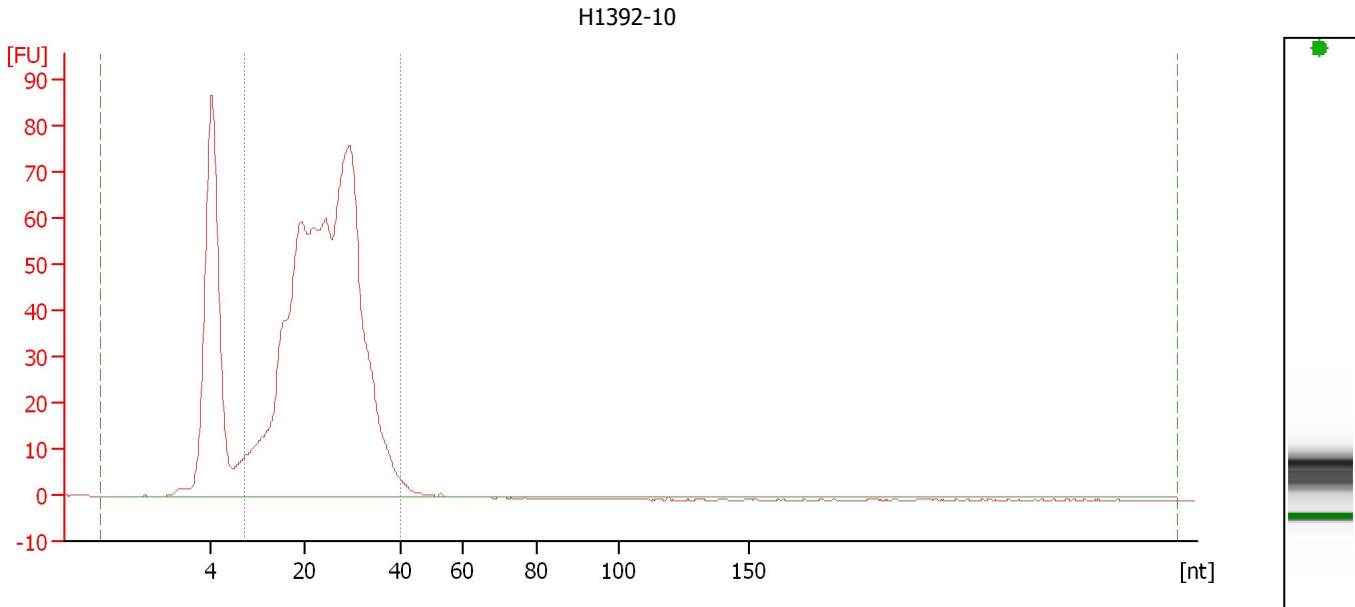
Region table for sample 7 : H1392-7

Name	From [nt]	To [nt]	Average Size [nt]	Size distribution in CV [%]	Conc. [pg/μl]	% of Total	Color
Small RNA	0	294	5	100.0	9.6	100	
miRNA	10	40	25	4.9	2.4	25	

Assay Class: Small RNA
 Data Path: C:\...r\2100 expert\data\2018-06-13\2018-06-13_002_BrunaAlves.xad

Created: 6/13/2018 10:59:57 AM
 Modified: 6/15/2018 12:13:38 PM

Electropherogram Summary Continued ...



Overall Results for sample 10 : H1392-10

Small RNA Concentration [pg/μl]:	3,211.6	Result Flagging Color:	
miRNA Concentration [pg/μl]:	3,164.3	Result Flagging Label:	99 % miRNA; Concentration: 3164.30 pg/μl
miRNA / Small RNA Ratio [%]:	99		

Region table for sample 10 : H1392-10

Name	From [nt]	To [nt]	Average Size [nt]	Size distribution in CV [%]	Conc. [pg/μl]	% of Total	Color
Small RNA	0	312	20	49.5	3,211.6	100	
miRNA	10	40	24	26.0	3,164.3	99	

Assay Class: Small RNA
Data Path: C:\...r\2100 expert\data\2018-06-13\2018-06-13_002_BrunaAlves.xad

Created: 6/13/2018 10:59:57 AM
Modified: 6/15/2018 12:13:38 PM

Gel Image

