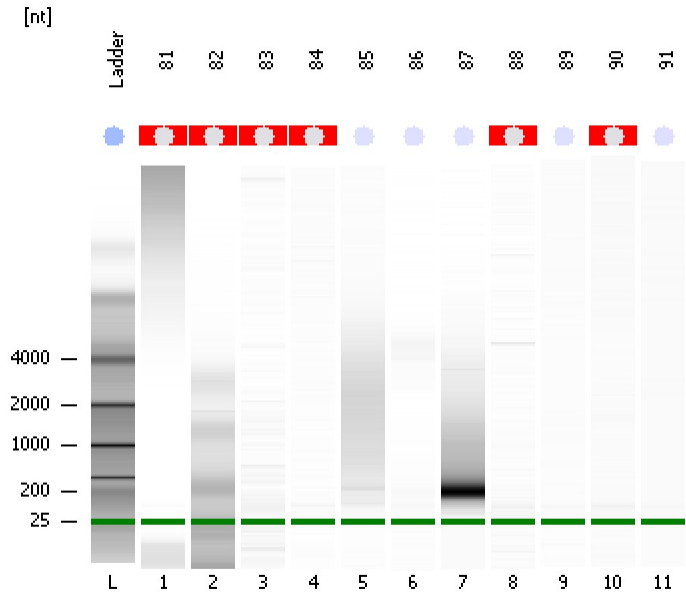


Assay Class: Eukaryote Total RNA Pico
Data Path: C:\... bioanalyzer\2100 expert\data\2018-07-24\2018-07-24_001.xad

Created: 7/24/2018 11:22:06 AM
Modified: 7/24/2018 11:45:00 AM

Electrophoresis File Run Summary



Instrument Information:

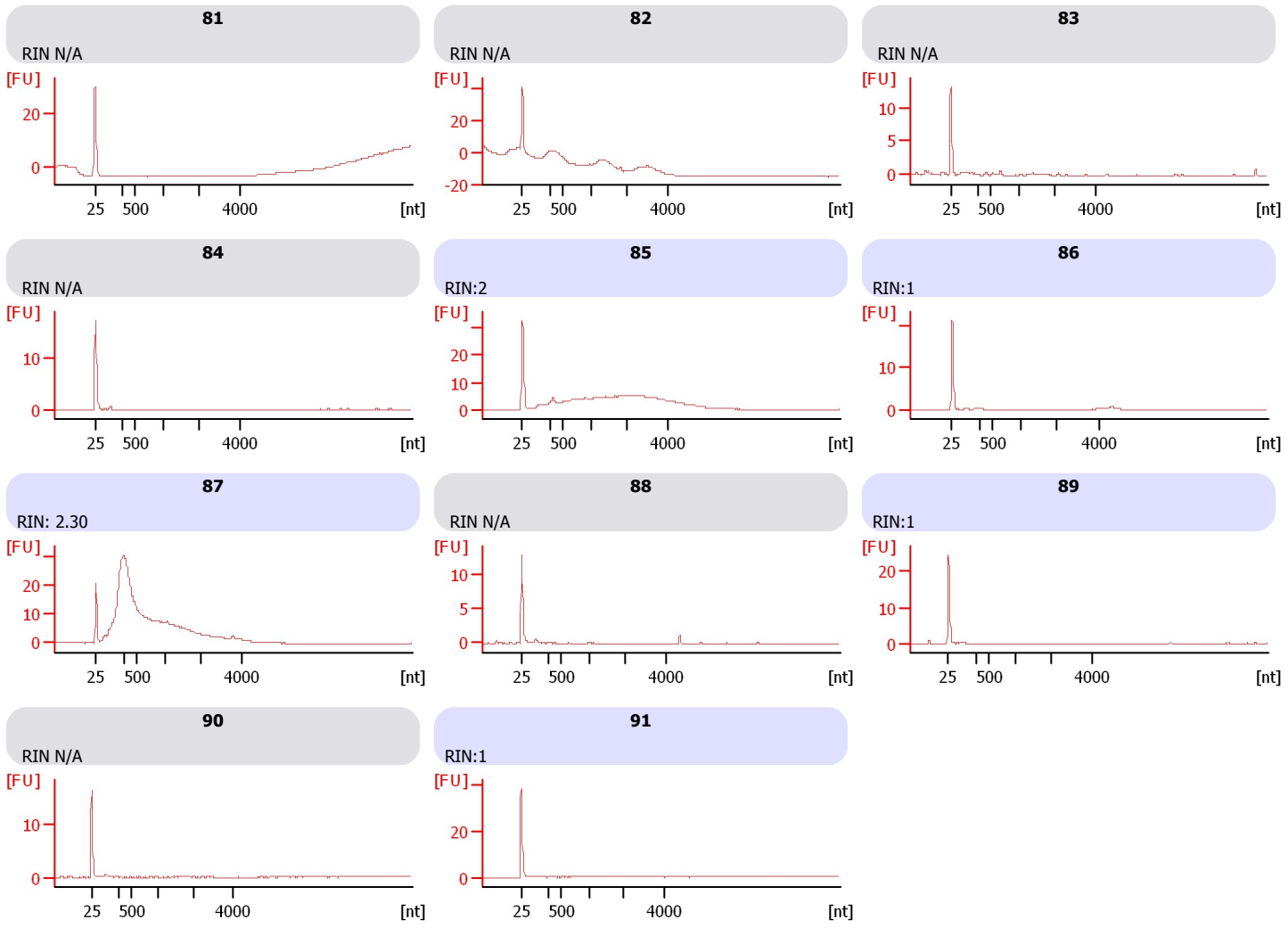
Instrument Name: DE34903152 Firmware: C.01.069
Serial#: DE34903152 Type: G2938C

Assay Information:

Assay Origin Path: C:\Program Files\Agilent\2100 bioanalyzer\2100 expert\assays\RNA\Eukaryote Total RNA Pico Series II.xsy
Assay Class: Eukaryote Total RNA Pico
Version: 2.6
Assay Comments: Total RNA Analysis pg sensitivity (Eukaryote)
© Copyright 2003 - 2009 Agilent Technologies, Inc.

Chip Information:

Chip Lot #:
Reagent Kit Lot #:
Chip Comments:



Assay Class: Eukaryote Total RNA Pico
Data Path: C:\... bioanalyzer\2100 expert\data\2018-07-24\2018-07-24_001.xad

Created: 7/24/2018 11:22:06 AM
Modified: 7/24/2018 11:45:00 AM

Electrophoresis File Run Summary (Chip Summary)

Sample Name	Sample Comment	Status	Result Label	Result Color
81		✓	RIN N/A	
82		✓	RIN N/A	
83		✓	RIN N/A	
84		✓	RIN N/A	
85		✓	RIN:2	
86		✓	RIN:1	
87		✓	RIN: 2.30	
88		✓	RIN N/A	
89		✓	RIN:1	
90		✓	RIN N/A	
91		✓	RIN:1	
Ladder		✓	All Other Samples	

Chip Lot #

Reagent Kit Lot #

Chip Comments :

Assay Class: Eukaryote Total RNA Pico
Data Path: C:\... bioanalyzer\2100 expert\data\2018-07-24\2018-07-24_001.xad

Created: 7/24/2018 11:22:06 AM
Modified: 7/24/2018 11:45:00 AM

Electrophoresis Assay Details

General Analysis Settings

Number of Available Sample and Ladder Wells (Max.) : 12
Minimum Visible Range [s] : 17
Maximum Visible Range [s] : 70
Start Analysis Time Range [s] : 18
End Analysis Time Range [s] : 69
Ladder Concentration [pg/μl] : 1000
Lower Marker Concentration [pg/μl] : 0
Upper Marker Concentration [pg/μl] : 0
Used Lower Marker for Quantitation
Standard Curve Fit is Logarithmic
Show Data Aligned to Lower Marker

Integrator Settings

Integration Start Time [s] : 18
Integration End Time [s] : 69
Slope Threshold : 0.6
Height Threshold [FU] : 0.5
Area Threshold : 0.2
Width Threshold [s] : 0.3
Baseline Plateau [s] : 6

Filter Settings

Filter Width [s] : 0.5
Polynomial Order : 4

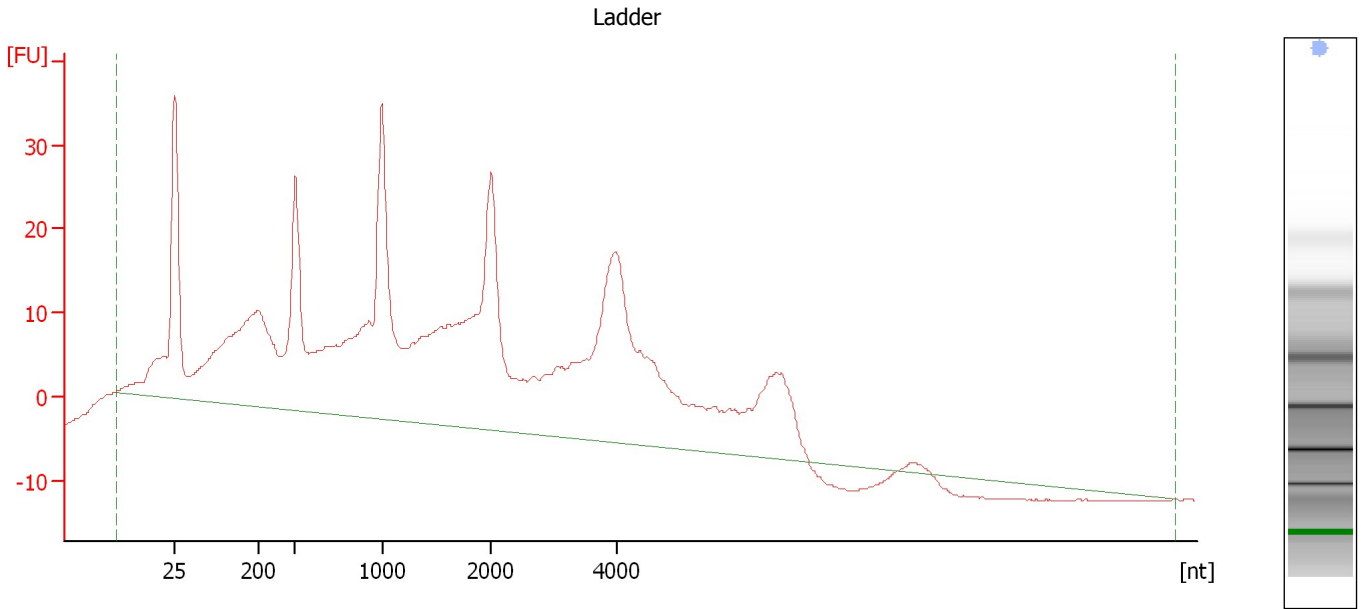
Ladder

Ladder Peak	Size
1	25
2	200
3	500
4	1000
5	2000
6	4000

Assay Class: Eukaryote Total RNA Pico
Data Path: C:\... bioanalyzer\2100 expert\data\2018-07-24\2018-07-24_001.xad

Created: 7/24/2018 11:22:06 AM
Modified: 7/24/2018 11:45:00 AM

Electropherogram Summary



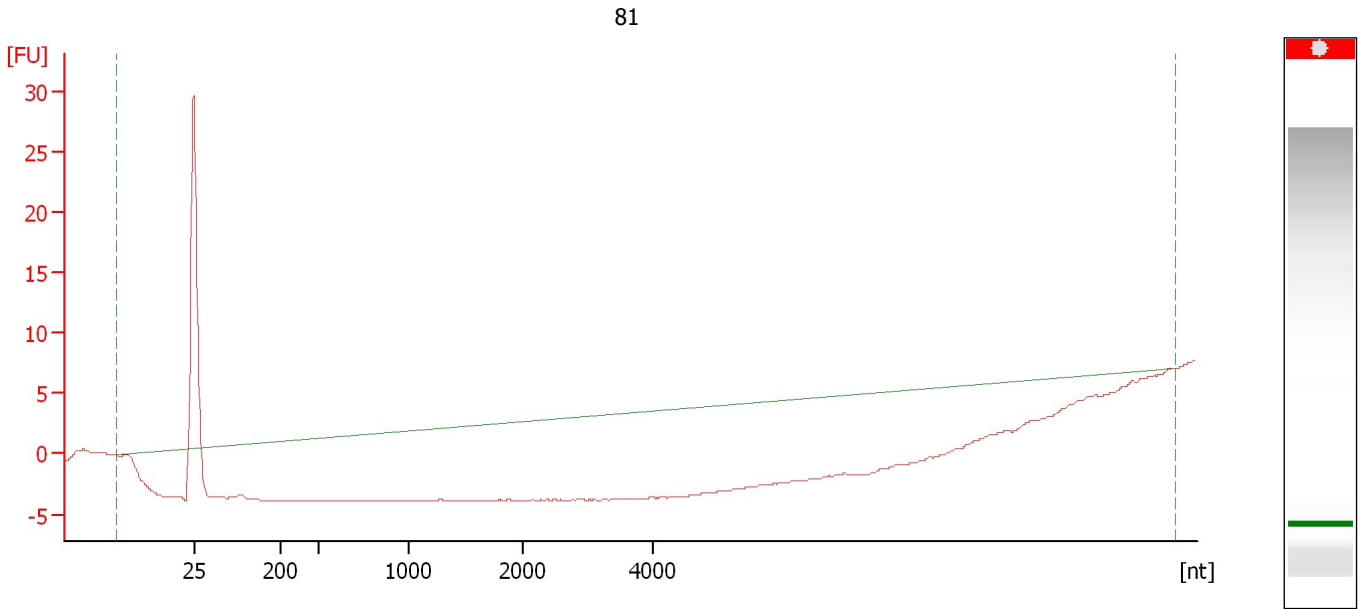
Overall Results for Ladder

RNA Area:	835.2	Result Flagging Color:	
RNA Concentration:	1,000 pg/μl	Result Flagging Label:	All Other Samples


Assay Class: Eukaryote Total RNA Pico
Data Path: C:\... bioanalyzer\2100 expert\data\2018-07-24\2018-07-24_001.xad

Created: 7/24/2018 11:22:06 AM
Modified: 7/24/2018 11:45:00 AM

Electropherogram Summary Continued ...



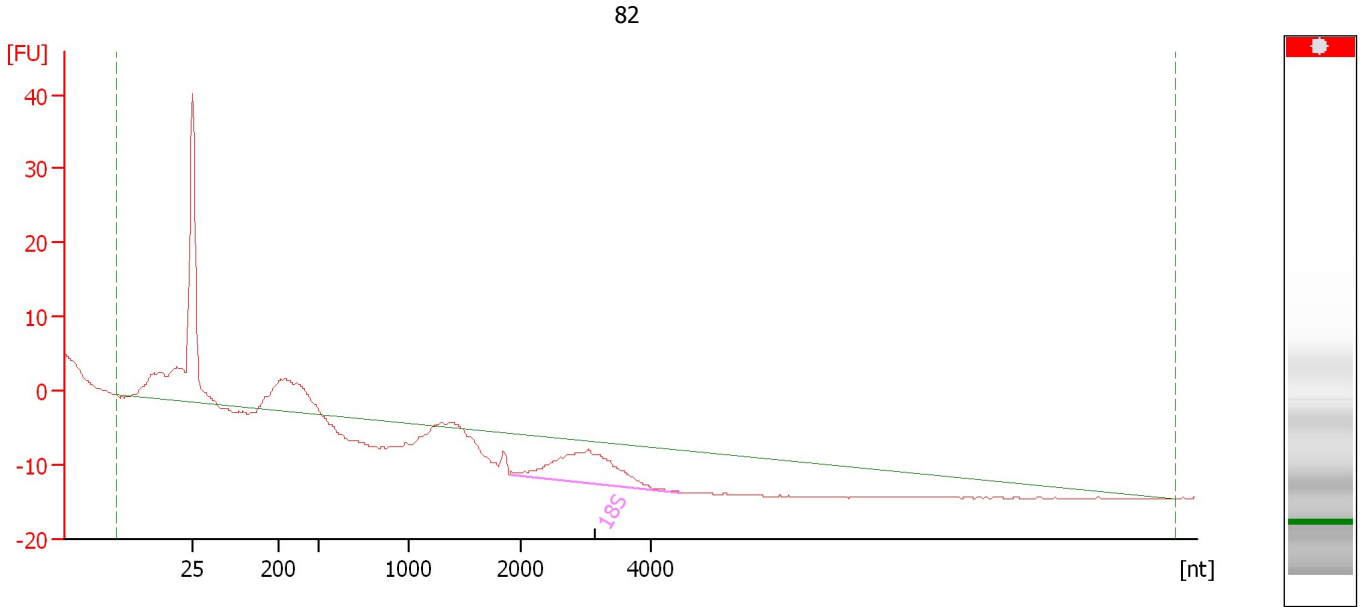
Overall Results for sample 1 : 81

RNA Area:	0.0	RNA Integrity Number (RIN):	N/A (B.02.08)
RNA Concentration:	0 pg/ μ l	Result Flagging Color:	
rRNA Ratio [28s / 18s]:	0.0	Result Flagging Label:	RIN N/A


Assay Class: Eukaryote Total RNA Pico
Data Path: C:\... bioanalyzer\2100 expert\data\2018-07-24\2018-07-24_001.xad

Created: 7/24/2018 11:22:06 AM
Modified: 7/24/2018 11:45:00 AM

Electropherogram Summary Continued ...



Overall Results for sample 2 : 82

RNA Area:	51.0	RNA Integrity Number (RIN):	N/A (B.02.08)
RNA Concentration:	61 pg/μl	Result Flagging Color:	
rRNA Ratio [28s / 18s]:	0.0	Result Flagging Label:	RIN N/A

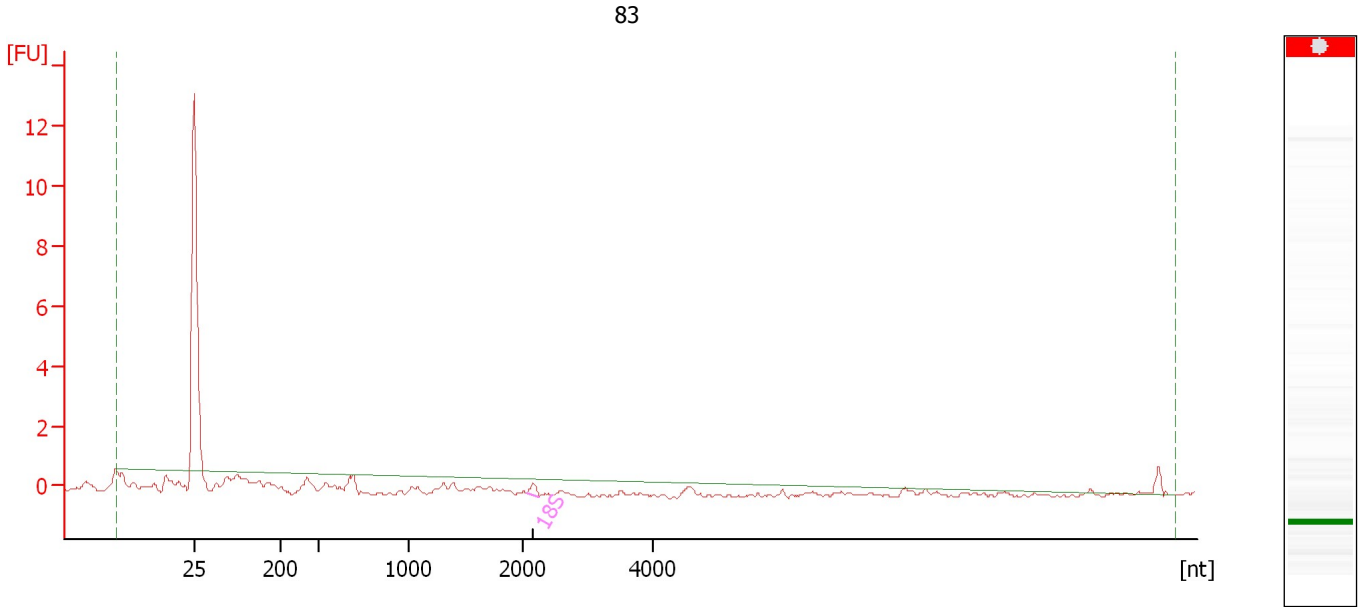
Fragment table for sample 2 : 82

Name	Start Size [nt]	End Size [nt]	Area	% of total Area
18S	1,902	4,464	36.4	71.4

Assay Class: Eukaryote Total RNA Pico
Data Path: C:\... bioanalyzer\2100 expert\data\2018-07-24\2018-07-24_001.xad

Created: 7/24/2018 11:22:06 AM
Modified: 7/24/2018 11:45:00 AM

Electropherogram Summary Continued ...



Overall Results for sample 3 : 83

RNA Area:	0.6	RNA Integrity Number (RIN):	N/A (B.02.08)
RNA Concentration:	1 pg/μl	Result Flagging Color:	
rRNA Ratio [28s / 18s]:	0.0	Result Flagging Label:	RIN N/A

Fragment table for sample 3 : 83

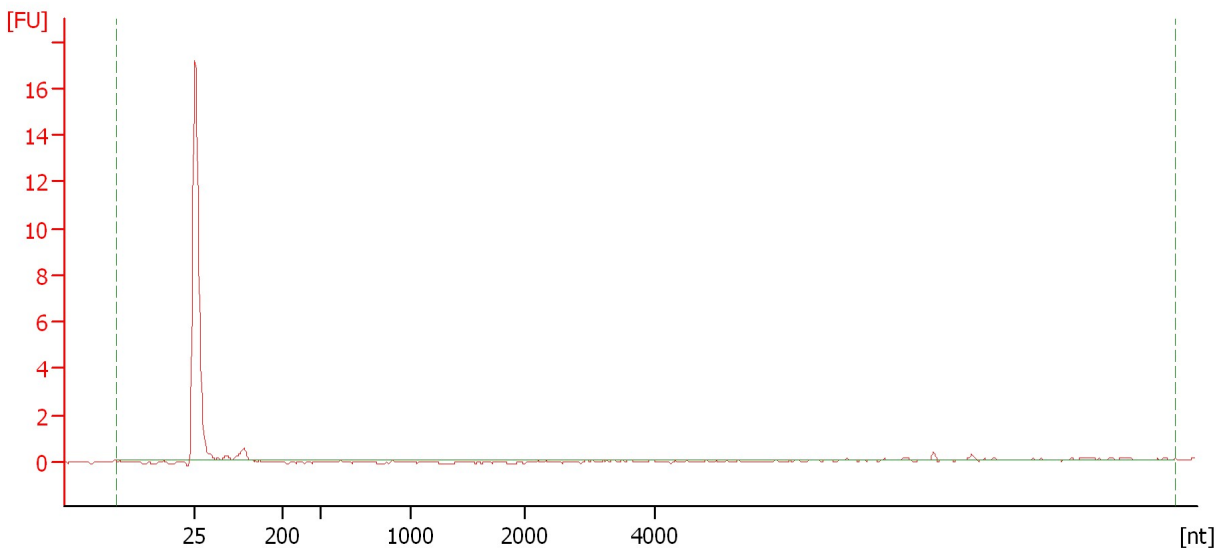
Name	Start Size [nt]	End Size [nt]	Area	% of total Area
18S	2,065	2,246	0.3	49.9

Assay Class: Eukaryote Total RNA Pico
Data Path: C:\... bioanalyzer\2100 expert\data\2018-07-24\2018-07-24_001.xad

Created: 7/24/2018 11:22:06 AM
Modified: 7/24/2018 11:45:00 AM

Electropherogram Summary Continued ...

84



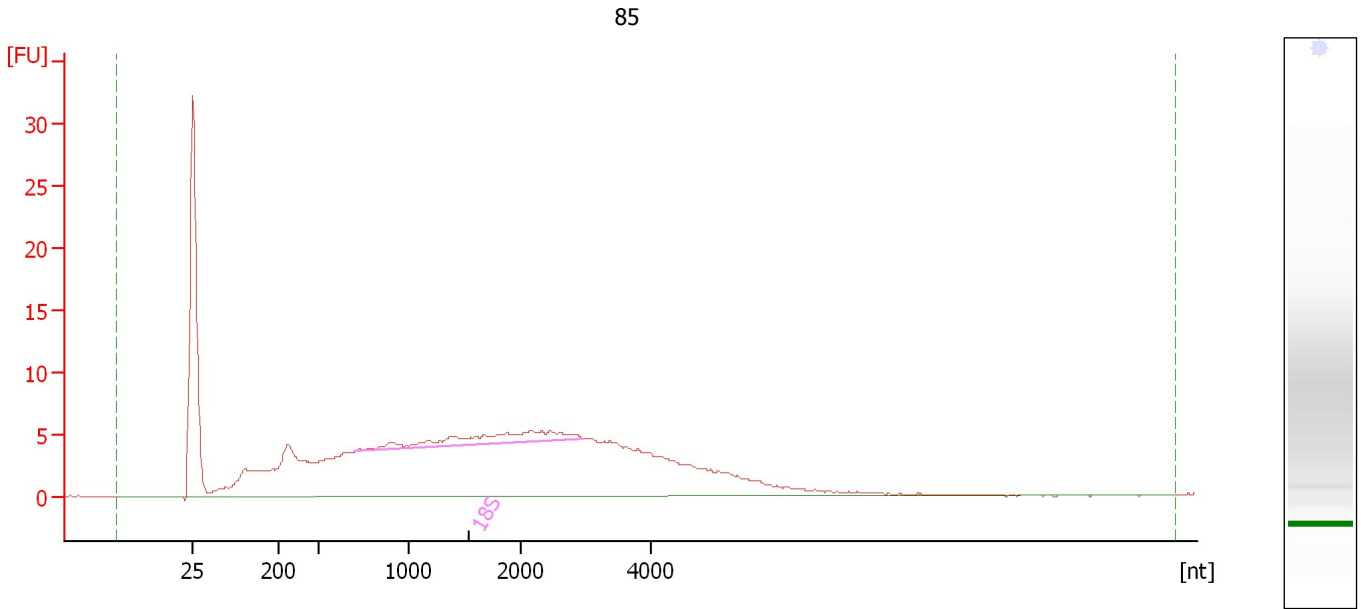
Overall Results for sample 4 : 84

RNA Area:	1.6	RNA Integrity Number (RIN):	N/A (B.02.08)
RNA Concentration:	2 pg/μl	Result Flagging Color:	
rRNA Ratio [28s / 18s]:	0.0	Result Flagging Label:	RIN N/A

Assay Class: Eukaryote Total RNA Pico
Data Path: C:\... bioanalyzer\2100 expert\data\2018-07-24\2018-07-24_001.xad

Created: 7/24/2018 11:22:06 AM
Modified: 7/24/2018 11:45:00 AM

Electropherogram Summary Continued ...



Overall Results for sample 5 : 85

RNA Area:	259.6	RNA Integrity Number (RIN):	2 (B.02.08)
RNA Concentration:	311 pg/μl	Result Flagging Color:	
rRNA Ratio [28s / 18s]:	0.0	Result Flagging Label:	RIN:2

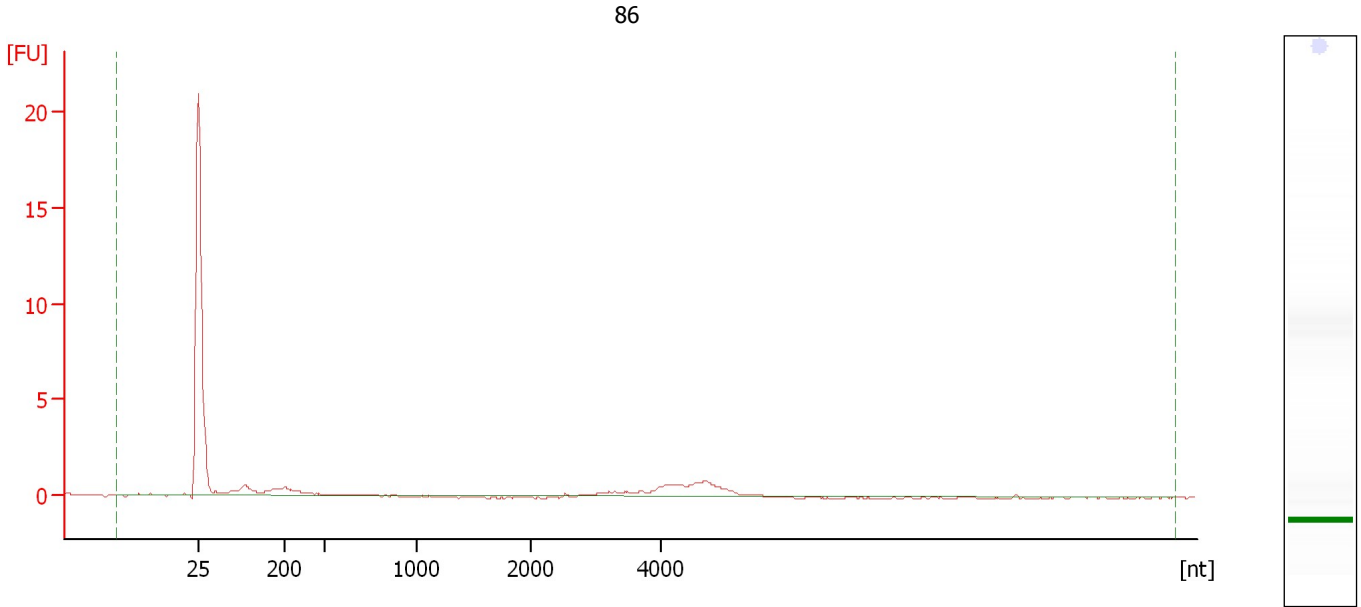
Fragment table for sample 5 : 85

Name	Start Size [nt]	End Size [nt]	Area	% of total Area
18S	706	2,949	13.8	5.3

Assay Class: Eukaryote Total RNA Pico
Data Path: C:\... bioanalyzer\2100 expert\data\2018-07-24\2018-07-24_001.xad

Created: 7/24/2018 11:22:06 AM
Modified: 7/24/2018 11:45:00 AM

Electropherogram Summary Continued ...



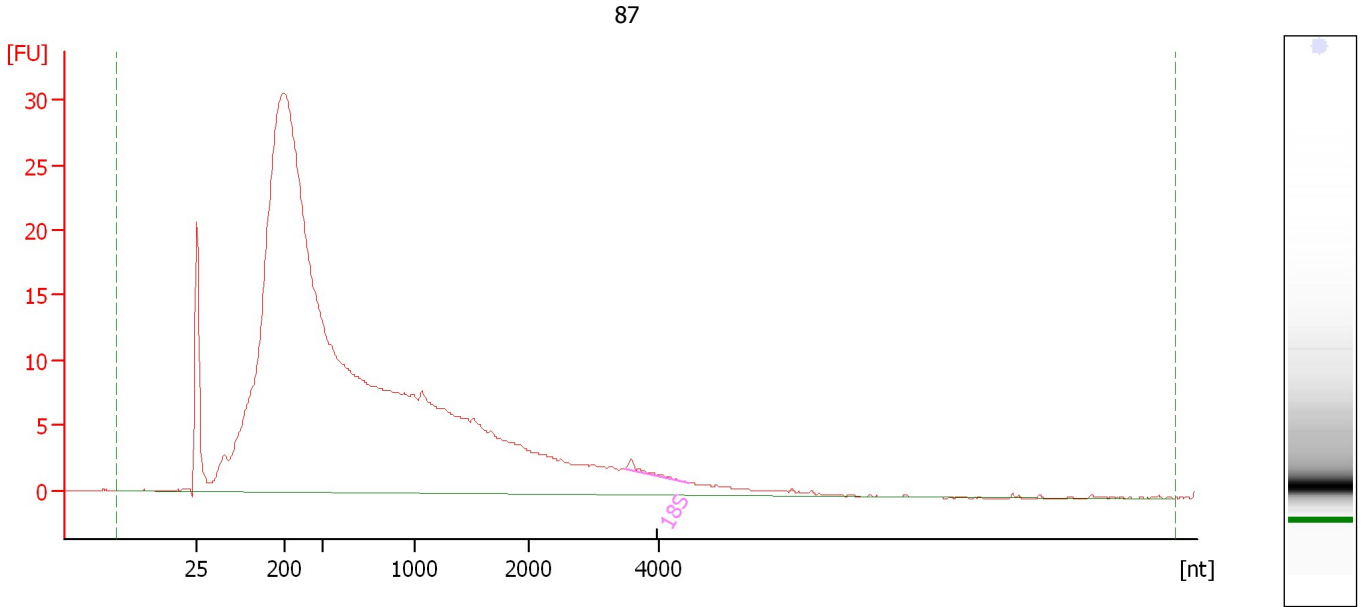
Overall Results for sample 6 : 86

RNA Area:	12.7	RNA Integrity Number (RIN):	1 (B.02.08)
RNA Concentration:	15 pg/μl	Result Flagging Color:	
rRNA Ratio [28s / 18s]:	0.0	Result Flagging Label:	RIN:1

Assay Class: Eukaryote Total RNA Pico
Data Path: C:\... bioanalyzer\2100 expert\data\2018-07-24\2018-07-24_001.xad

Created: 7/24/2018 11:22:06 AM
Modified: 7/24/2018 11:45:00 AM

Electropherogram Summary Continued ...



Overall Results for sample 7 : 87

RNA Area:	528.9	RNA Integrity Number (RIN):	2.3 (B.02.08)
RNA Concentration:	633 pg/μl	Result Flagging Color:	
rRNA Ratio [28s / 18s]:	0.0	Result Flagging Label:	RIN: 2.30

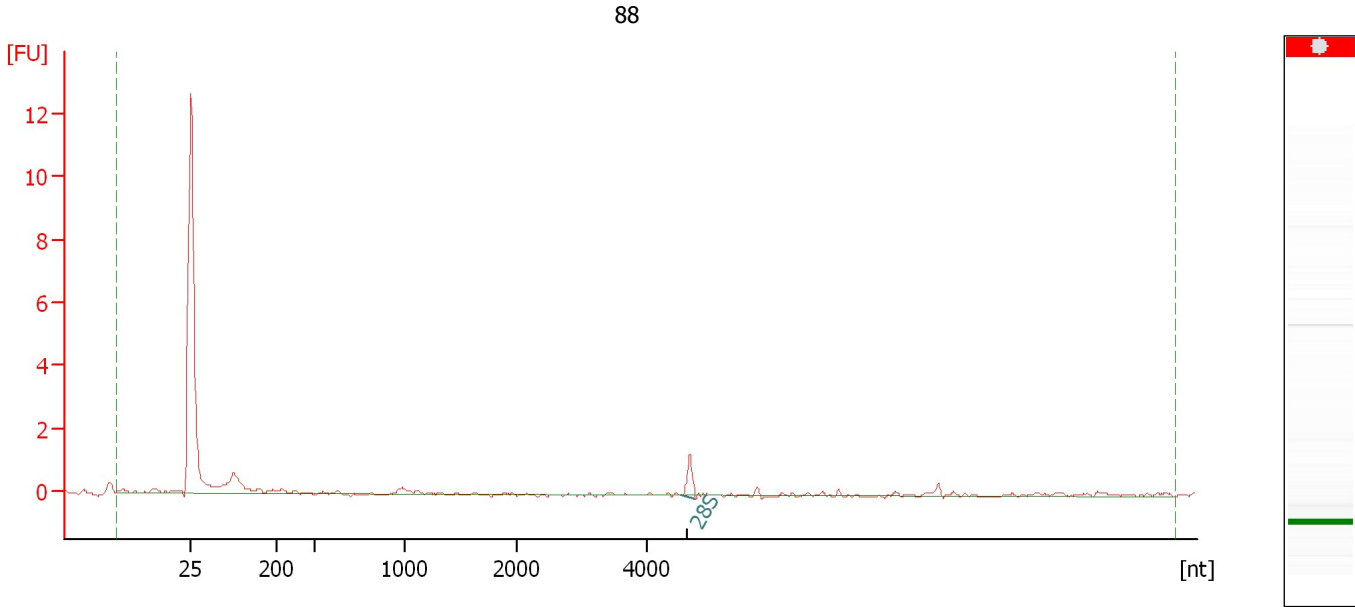
Fragment table for sample 7 : 87

Name	Start Size [nt]	End Size [nt]	Area	% of total Area
18S	3,468	4,464	1.4	0.3

Assay Class: Eukaryote Total RNA Pico
Data Path: C:\... bioanalyzer\2100 expert\data\2018-07-24\2018-07-24_001.xad

Created: 7/24/2018 11:22:06 AM
Modified: 7/24/2018 11:45:00 AM

Electropherogram Summary Continued ...



Overall Results for sample 8 : 88

RNA Area:	8.0	RNA Integrity Number (RIN):	N/A (B.02.08)
RNA Concentration:	10 pg/μl	Result Flagging Color:	
rRNA Ratio [28s / 18s]:	0.0	Result Flagging Label:	RIN N/A

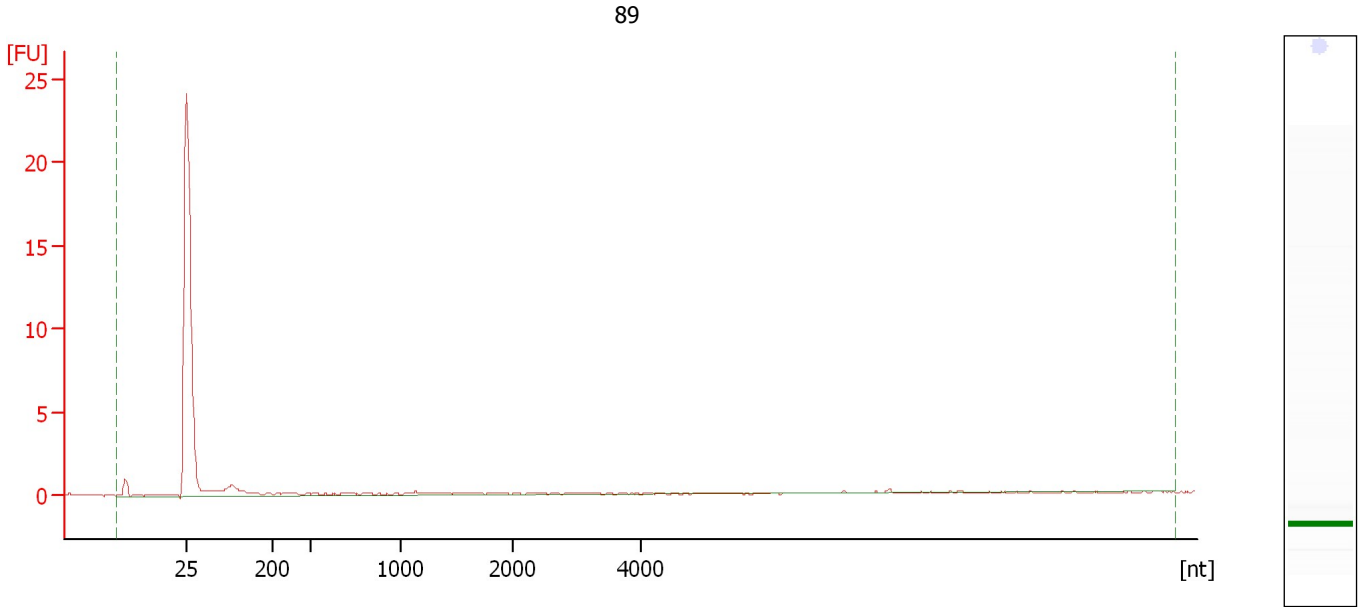
Fragment table for sample 8 : 88

Name	Start Size [nt]	End Size [nt]	Area	% of total Area
28S	4,529	4,744	0.8	10.0

Assay Class: Eukaryote Total RNA Pico
Data Path: C:\... bioanalyzer\2100 expert\data\2018-07-24\2018-07-24_001.xad

Created: 7/24/2018 11:22:06 AM
Modified: 7/24/2018 11:45:00 AM

Electropherogram Summary Continued ...



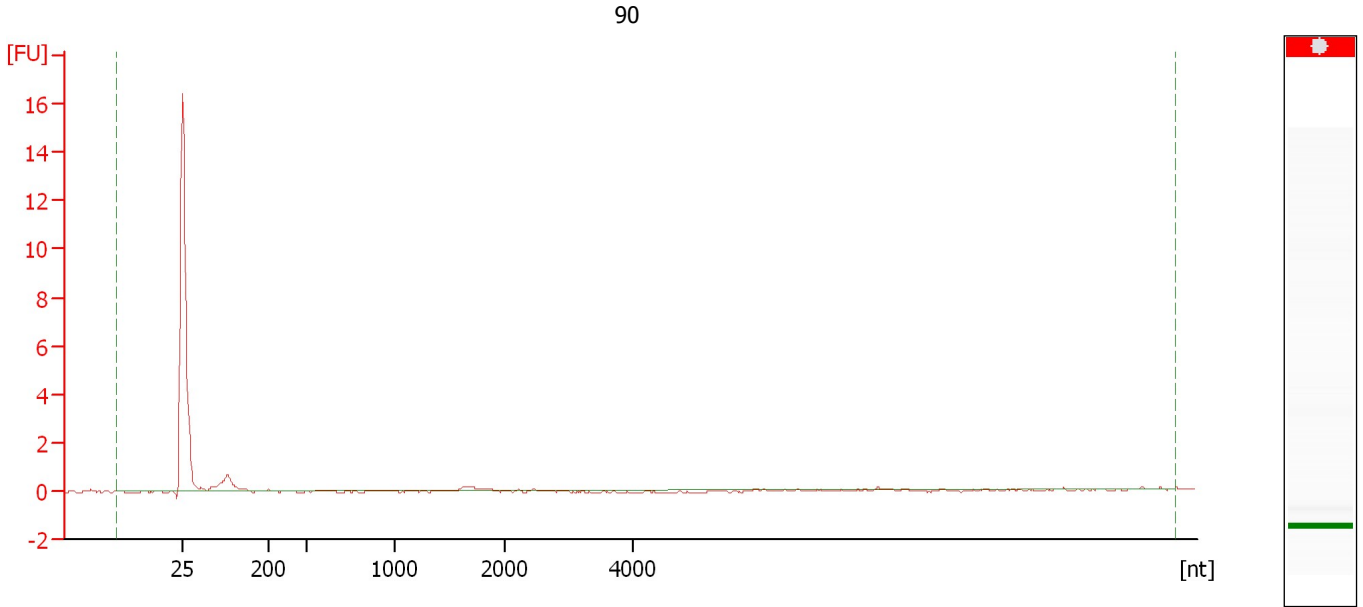
Overall Results for sample 9 : 89

RNA Area:	9.0	RNA Integrity Number (RIN):	1 (B.02.08)
RNA Concentration:	11 pg/ μ l	Result Flagging Color:	
rRNA Ratio [28s / 18s]:	0.0	Result Flagging Label:	RIN:1

Assay Class: Eukaryote Total RNA Pico
Data Path: C:\... bioanalyzer\2100 expert\data\2018-07-24\2018-07-24_001.xad

Created: 7/24/2018 11:22:06 AM
Modified: 7/24/2018 11:45:00 AM

Electropherogram Summary Continued ...



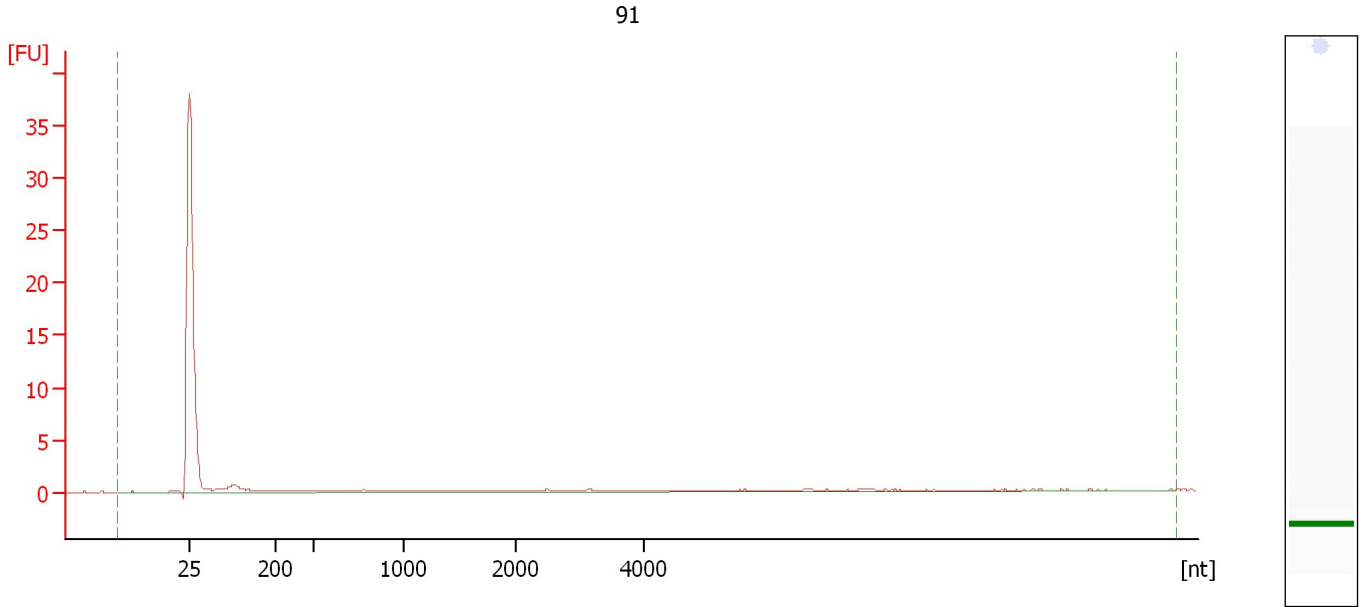
Overall Results for sample 10 : 90

RNA Area:	1.9	RNA Integrity Number (RIN):	N/A (B.02.08)
RNA Concentration:	2 pg/ μ l	Result Flagging Color:	
rRNA Ratio [28s / 18s]:	0.0	Result Flagging Label:	RIN N/A

Assay Class: Eukaryote Total RNA Pico
Data Path: C:\... bioanalyzer\2100 expert\data\2018-07-24\2018-07-24_001.xad

Created: 7/24/2018 11:22:06 AM
Modified: 7/24/2018 11:45:00 AM

Electropherogram Summary Continued ...



Overall Results for sample 11 : 91

RNA Area:	11.0	RNA Integrity Number (RIN):	1 (B.02.08)
RNA Concentration:	13 pg/μl	Result Flagging Color:	
rRNA Ratio [28s / 18s]:	0.0	Result Flagging Label:	RIN:1

Assay Class: Eukaryote Total RNA Pico
Data Path: C:\... bioanalyzer\2100 expert\data\2018-07-24\2018-07-24_001.xad

Created: 7/24/2018 11:22:06 AM
Modified: 7/24/2018 11:45:00 AM

Gel Image

