


Assay Class: Small RNA  
Data Path: C:\... bioanalyzer\2100 expert\data\2019-05-15\2019-05-15\_005.xad

Created: 5/15/2019 11:20:23 AM  
Modified: 5/15/2019 12:03:19 PM

### Electrophoresis File Run Summary



#### Instrument Information:

Instrument Name: DE34903152      Firmware: C.01.069  
Serial#: DE34903152      Type: G2938C

#### Assay Information:

Assay Origin Path: C:\Program Files\Agilent\2100 bioanalyzer\2100 expert\assays\RNA\Small RNA Series II.xsy

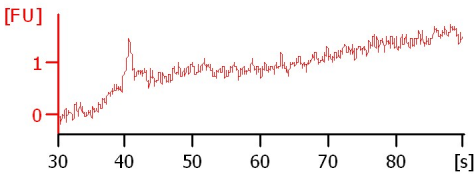
Assay Class: Small RNA  
Version: 1.2  
Assay Comments: Small RNA Analysis 6 - 150 nucleotides

© Copyright 2007 - 2009 Agilent Technologies, Inc.

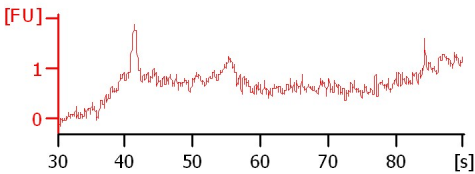
#### Chip Information:

Chip Lot #:   
Reagent Kit Lot #:   
Chip Comments:

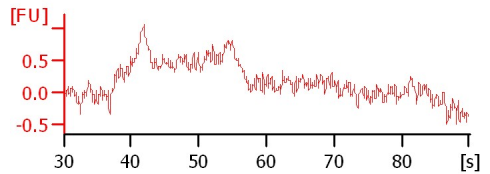
**23**  
All Other Samples



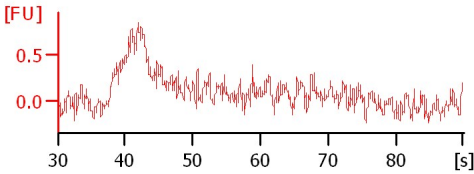
**24**  
All Other Samples



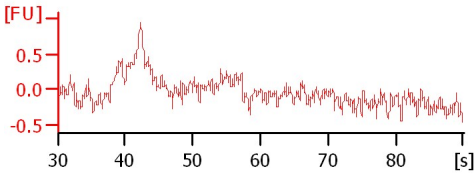
**25**  
All Other Samples



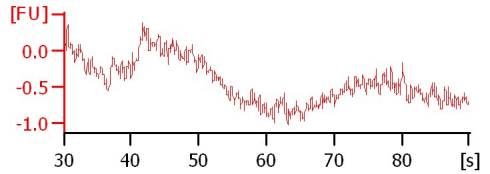
**26**  
All Other Samples



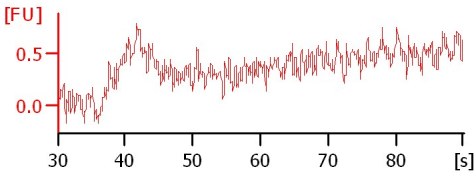
**27**  
All Other Samples



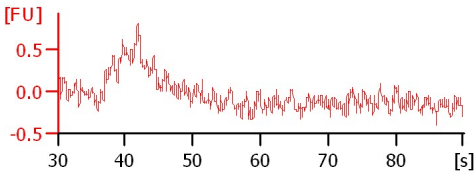
**28**  
All Other Samples



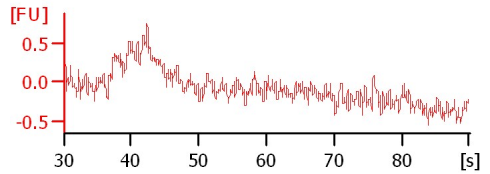
**29**  
All Other Samples



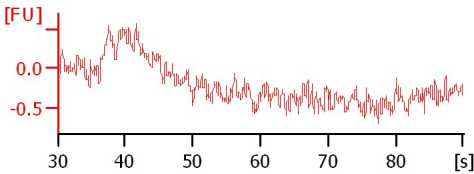
**30**  
All Other Samples



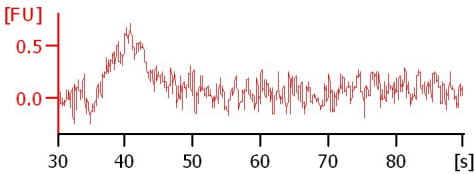
**31**  
All Other Samples



**32**  
All Other Samples



**33**  
All Other Samples



Assay Class: Small RNA  
 Data Path: C:\... bioanalyzer\2100 expert\data\2019-05-15\2019-05-15\_005.xad

Created: 5/15/2019 11:20:23 AM  
 Modified: 5/15/2019 12:03:19 PM

**Electrophoresis File Run Summary (Chip Summary)**

Sample Name	Sample Comment	Status	Result Label	Result Color
23		✓	All Other Samples	
24		✓	All Other Samples	
25		✓	All Other Samples	
26		✓	All Other Samples	
27		✓	All Other Samples	
28		✓	All Other Samples	
29		✓	All Other Samples	
30		✓	All Other Samples	
31		✓	All Other Samples	
32		✓	All Other Samples	
33		✓	All Other Samples	
Ladder		✓	Number of Peaks: 6	

**Chip Lot #**

**Reagent Kit Lot #**

**Chip Comments :**

Assay Class: Small RNA  
Data Path: C:\... bioanalyzer\2100 expert\data\2019-05-15\2019-05-15\_005.xad

Created: 5/15/2019 11:20:23 AM  
Modified: 5/15/2019 12:03:19 PM

## Electrophoresis Assay Details

### General Analysis Settings

Number of Available Sample and Ladder Wells (Max.) : 12  
Minimum Visible Range [s] : 30  
Maximum Visible Range [s] : 90  
Start Analysis Time Range [s] : 31  
End Analysis Time Range [s] : 89  
Ladder Concentration [pg/ $\mu$ l] : 2500  
Lower Marker Concentration [pg/ $\mu$ l] : 500  
Upper Marker Concentration [pg/ $\mu$ l] : 0  
Used Lower Marker for Quantitation  
Standard Curve Fit is Logarithmic  
Show Data Aligned to Lower Marker

### Integrator Settings

Integration Start Time [s] : 30  
Integration End Time [s] : 89  
Slope Threshold : 0.6  
Height Threshold [FU] : 3  
Area Threshold : 0.2  
Width Threshold [s] : 0.5  
Baseline Plateau [s] : 60

### Filter Settings

Filter Width [s] : 0.5  
Polynomial Order : 4

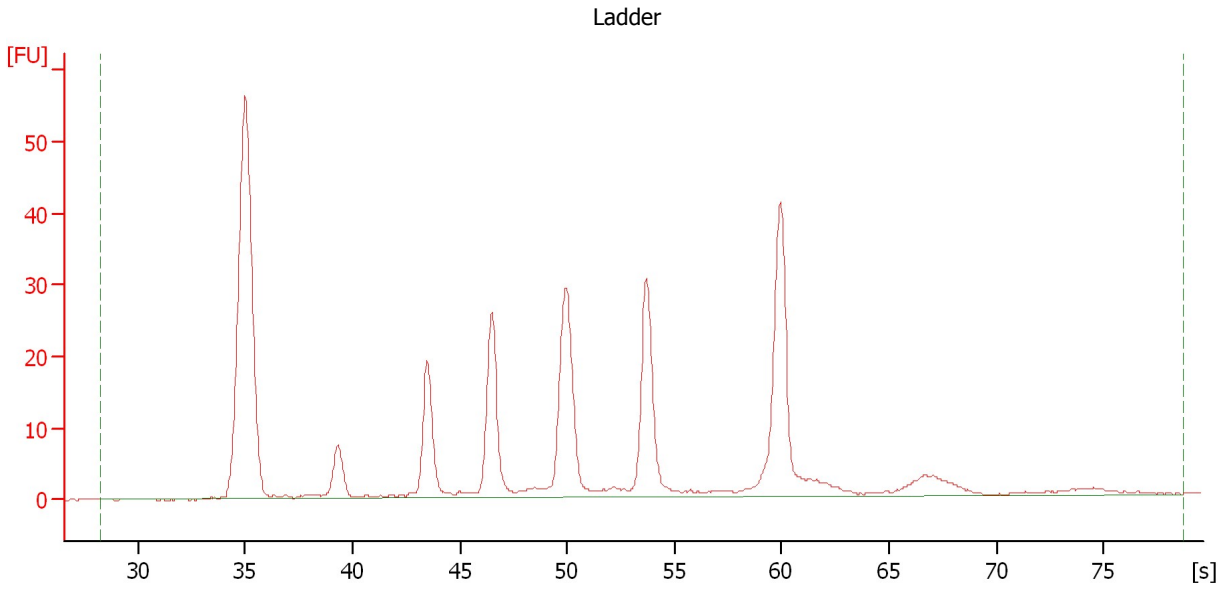
### Ladder

Ladder Peak	Size
1	4
2	20
3	40
4	60
5	80
6	100
7	150

Assay Class: Small RNA  
Data Path: C:\... bioanalyzer\2100 expert\data\2019-05-15\2019-05-15\_005.xad

Created: 5/15/2019 11:20:23 AM  
Modified: 5/15/2019 12:03:19 PM

**Electropherogram Summary**



**Overall Results for Ladder**

Result Flagging Color:

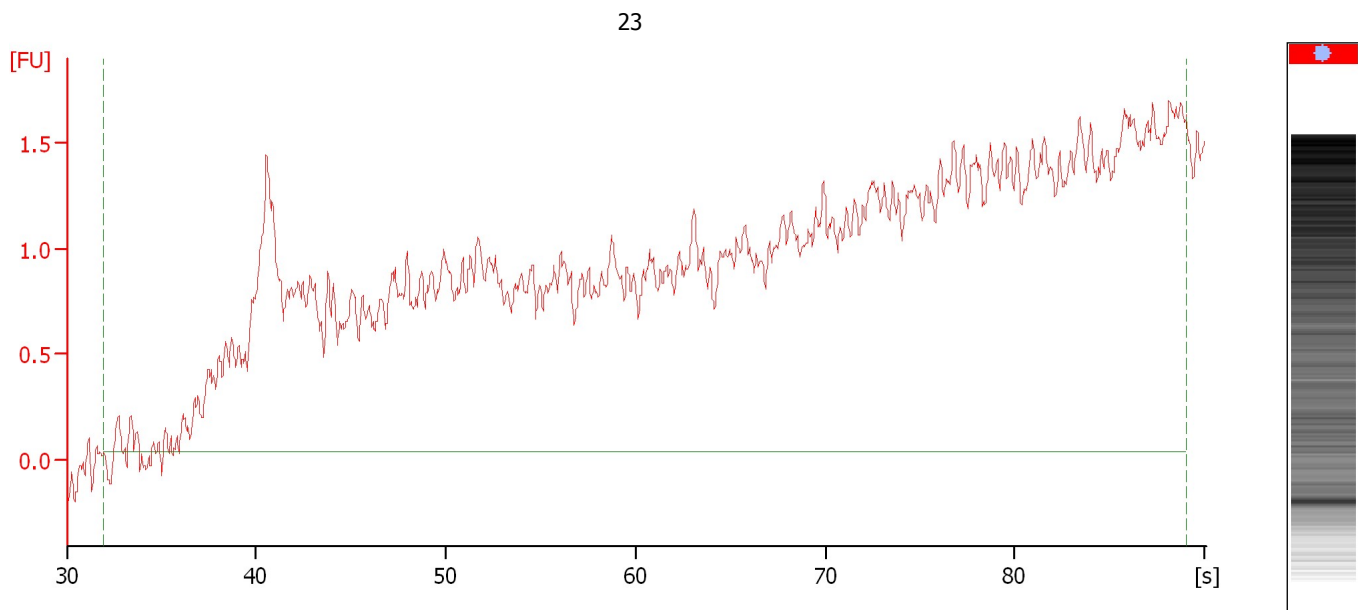
Result Flagging Label:

Number of Peaks: 6

Assay Class: Small RNA  
Data Path: C:\... bioanalyzer\2100 expert\data\2019-05-15\2019-05-15\_005.xad

Created: 5/15/2019 11:20:23 AM  
Modified: 5/15/2019 12:03:19 PM

**Electropherogram Summary Continued ...**



**Overall Results for sample 1 : 23**

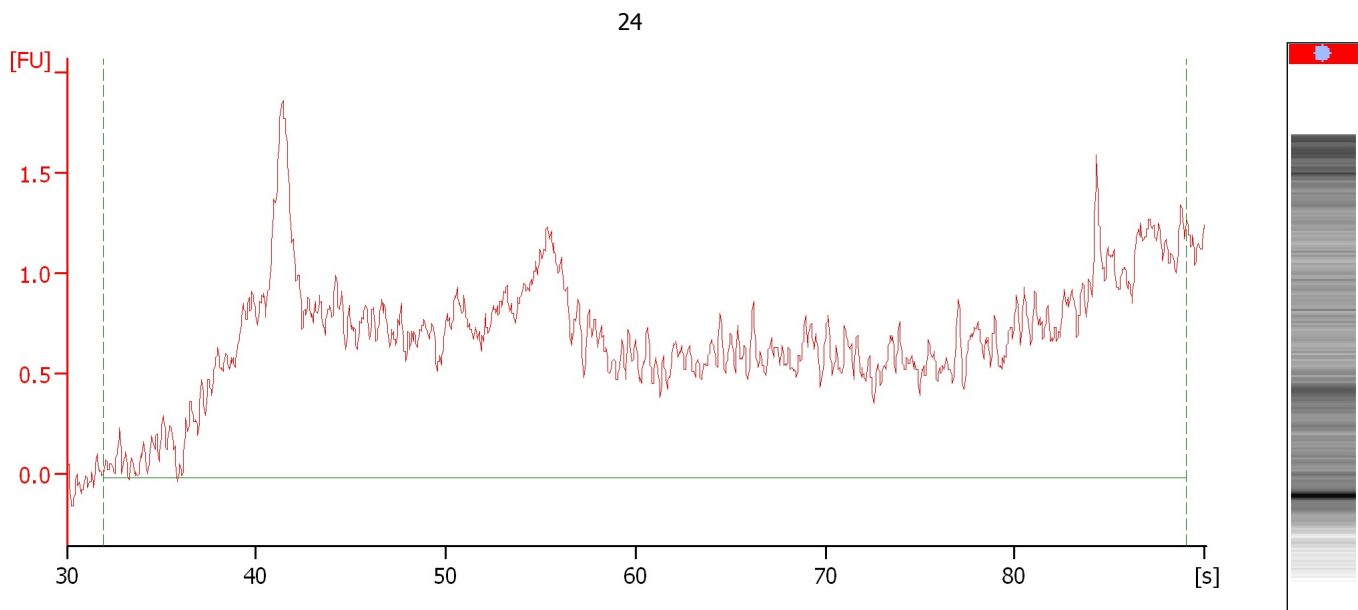
Result Flagging Color:

Result Flagging Label: All Other Samples

Assay Class: Small RNA  
Data Path: C:\... bioanalyzer\2100 expert\data\2019-05-15\2019-05-15\_005.xad

Created: 5/15/2019 11:20:23 AM  
Modified: 5/15/2019 12:03:19 PM

**Electropherogram Summary Continued ...**



**Overall Results for sample 2 : 24**

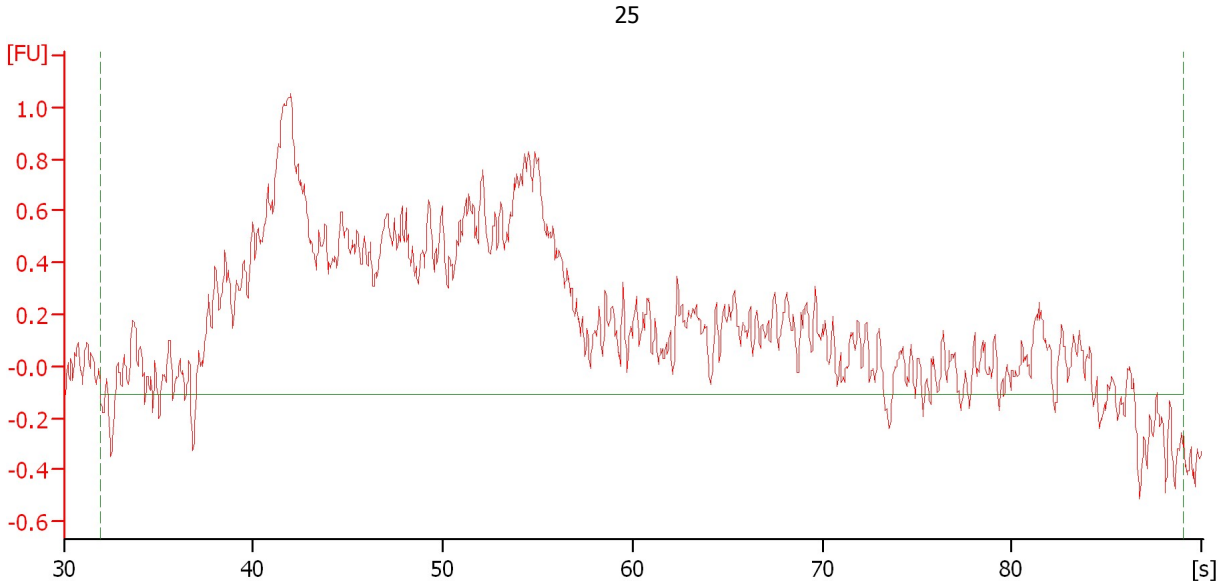
Result Flagging Color:

Result Flagging Label: All Other Samples

Assay Class: Small RNA  
Data Path: C:\... bioanalyzer\2100 expert\data\2019-05-15\2019-05-15\_005.xad

Created: 5/15/2019 11:20:23 AM  
Modified: 5/15/2019 12:03:19 PM

**Electropherogram Summary Continued ...**



**Overall Results for sample 3 : 25**

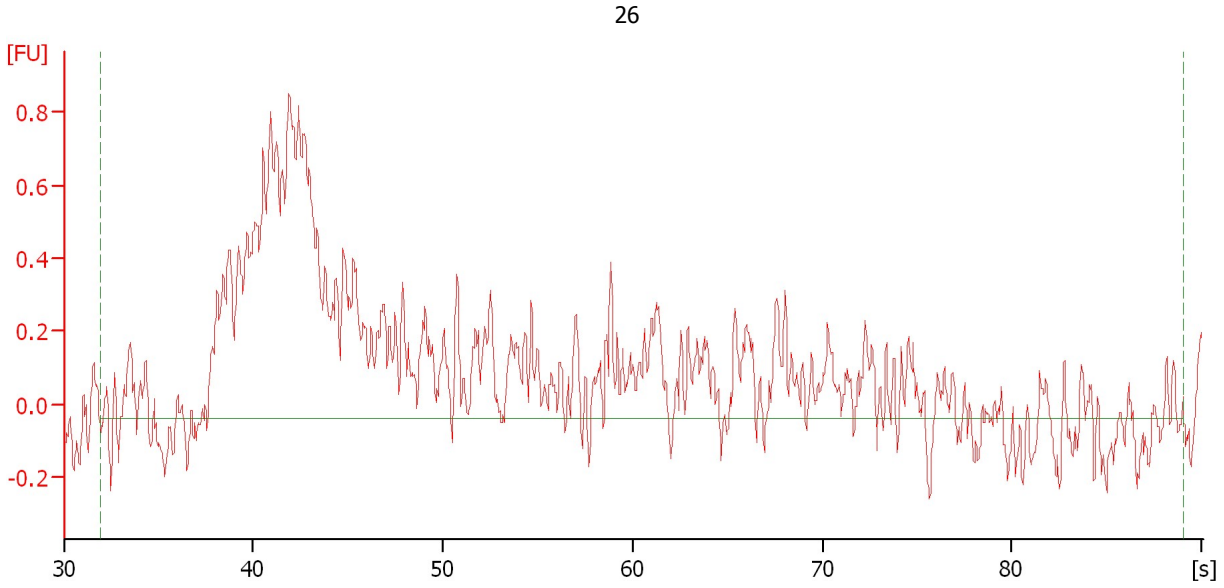
Result Flagging Color:

Result Flagging Label: All Other Samples

Assay Class: Small RNA  
Data Path: C:\... bioanalyzer\2100 expert\data\2019-05-15\2019-05-15\_005.xad

Created: 5/15/2019 11:20:23 AM  
Modified: 5/15/2019 12:03:19 PM

**Electropherogram Summary Continued ...**



**Overall Results for sample 4 : 26**

Result Flagging Color:

Result Flagging Label: All Other Samples

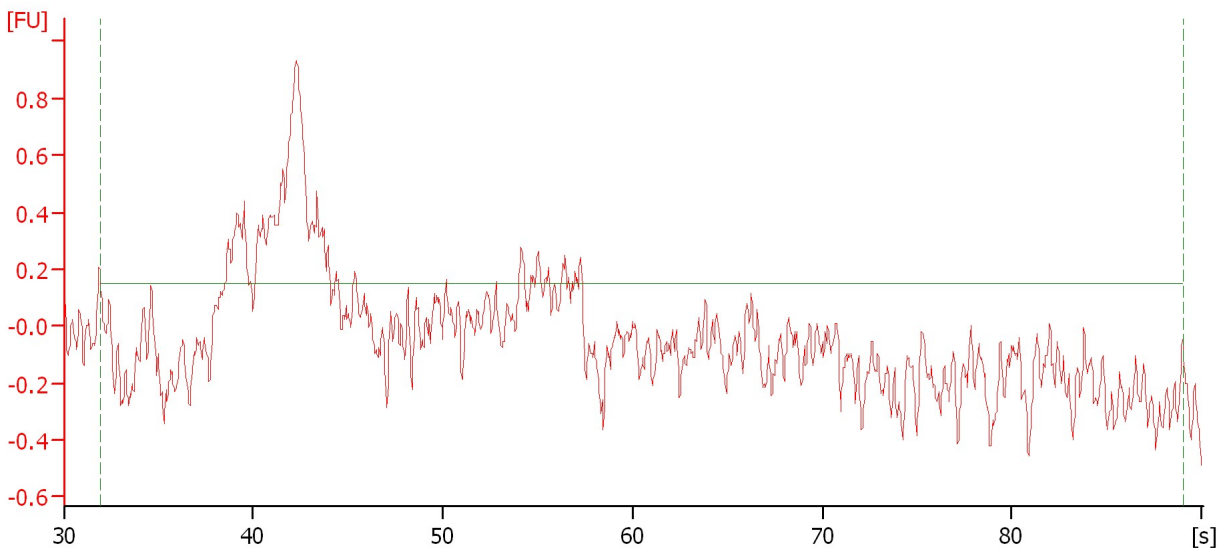


Assay Class: Small RNA  
Data Path: C:\... bioanalyzer\2100 expert\data\2019-05-15\2019-05-15\_005.xad

Created: 5/15/2019 11:20:23 AM  
Modified: 5/15/2019 12:03:19 PM

**Electropherogram Summary Continued ...**

27



**Overall Results for sample 5 : 27**

Result Flagging Color:

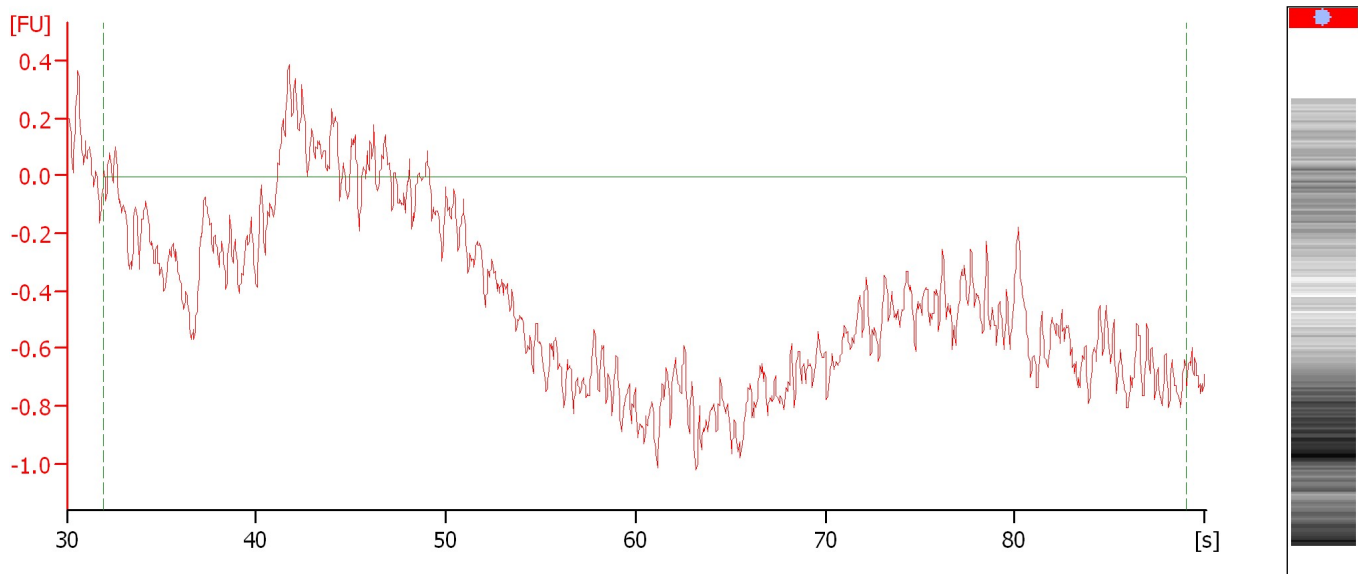
Result Flagging Label: All Other Samples

Assay Class: Small RNA  
Data Path: C:\... bioanalyzer\2100 expert\data\2019-05-15\2019-05-15\_005.xad

Created: 5/15/2019 11:20:23 AM  
Modified: 5/15/2019 12:03:19 PM

**Electropherogram Summary Continued ...**

28



**Overall Results for sample 6 : 28**

Result Flagging Color:

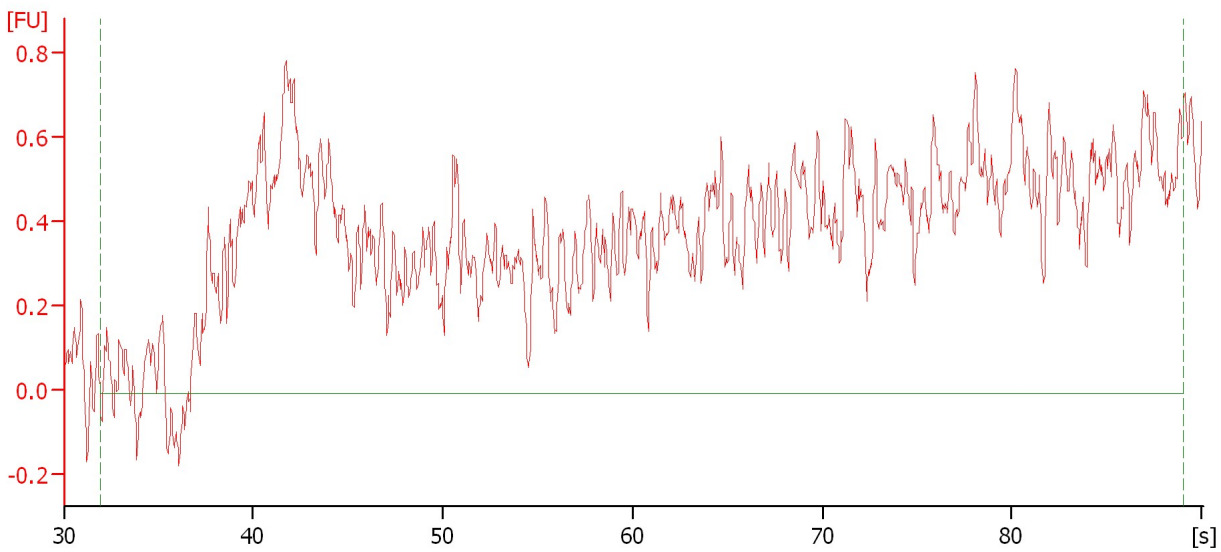
Result Flagging Label: All Other Samples

Assay Class: Small RNA  
Data Path: C:\... bioanalyzer\2100 expert\data\2019-05-15\2019-05-15\_005.xad

Created: 5/15/2019 11:20:23 AM  
Modified: 5/15/2019 12:03:19 PM

**Electropherogram Summary Continued ...**

29



**Overall Results for sample 7 : 29**

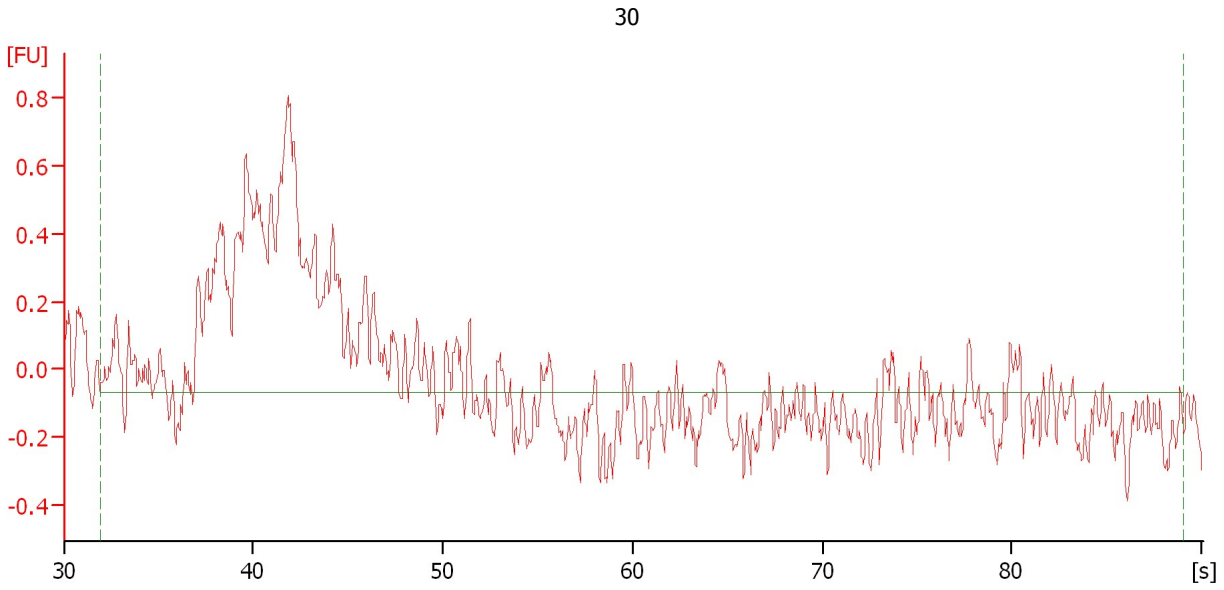
Result Flagging Color:

Result Flagging Label: All Other Samples

Assay Class: Small RNA  
Data Path: C:\... bioanalyzer\2100 expert\data\2019-05-15\2019-05-15\_005.xad

Created: 5/15/2019 11:20:23 AM  
Modified: 5/15/2019 12:03:19 PM

**Electropherogram Summary Continued ...**



**Overall Results for sample 8 : 30**

Result Flagging Color:

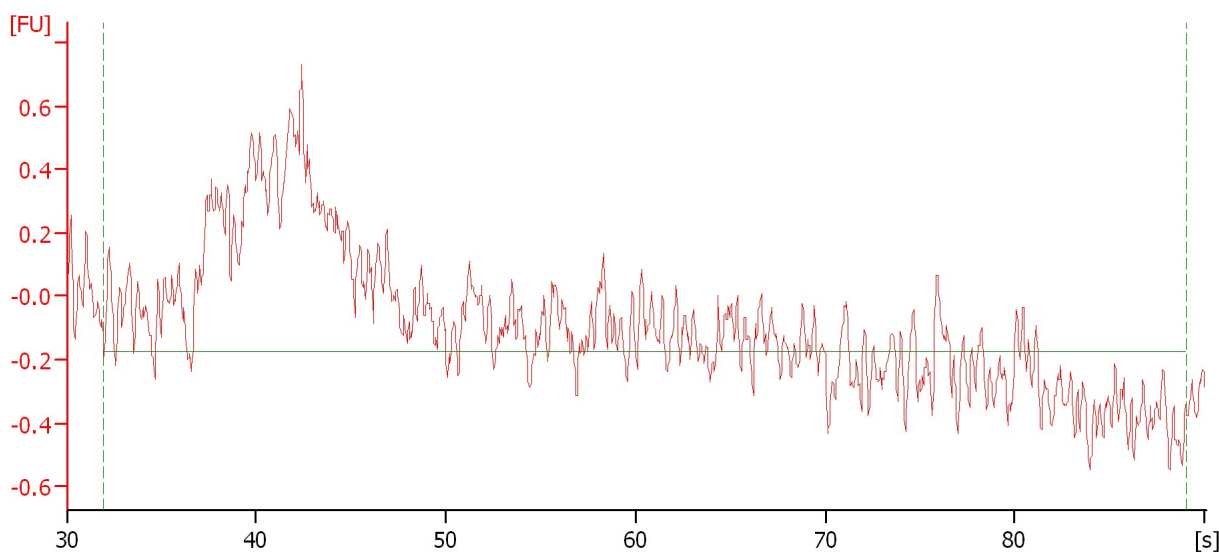
Result Flagging Label: All Other Samples

Assay Class: Small RNA  
Data Path: C:\... bioanalyzer\2100 expert\data\2019-05-15\2019-05-15\_005.xad

Created: 5/15/2019 11:20:23 AM  
Modified: 5/15/2019 12:03:19 PM

**Electropherogram Summary Continued ...**

31



**Overall Results for sample 9 :** 31

Result Flagging Color:

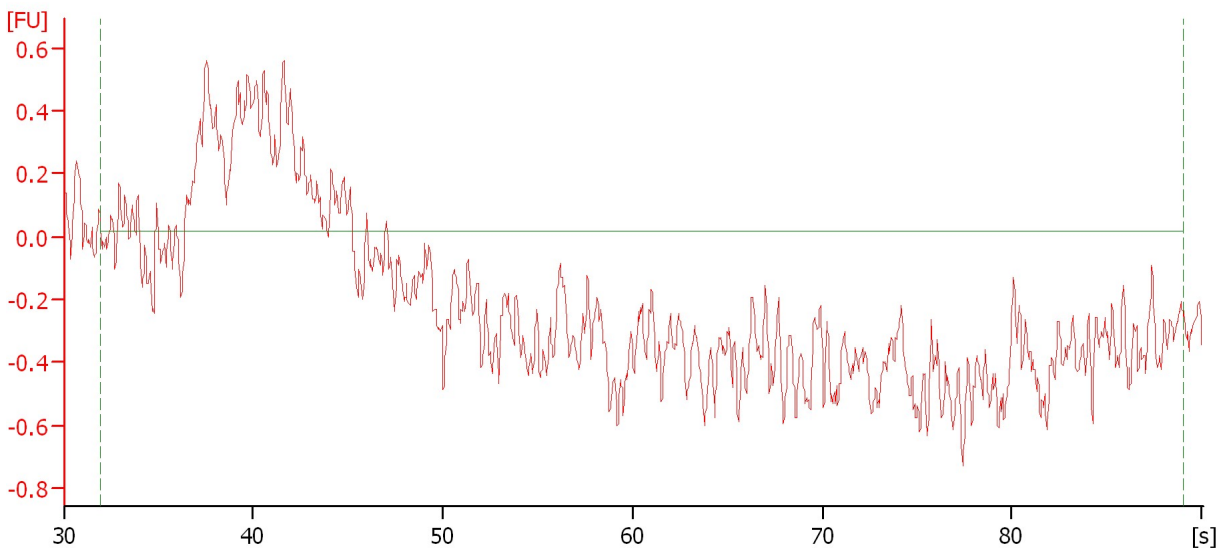
Result Flagging Label: All Other Samples

Assay Class: Small RNA  
Data Path: C:\... bioanalyzer\2100 expert\data\2019-05-15\2019-05-15\_005.xad

Created: 5/15/2019 11:20:23 AM  
Modified: 5/15/2019 12:03:19 PM

**Electropherogram Summary Continued ...**

32



**Overall Results for sample 10 : 32**

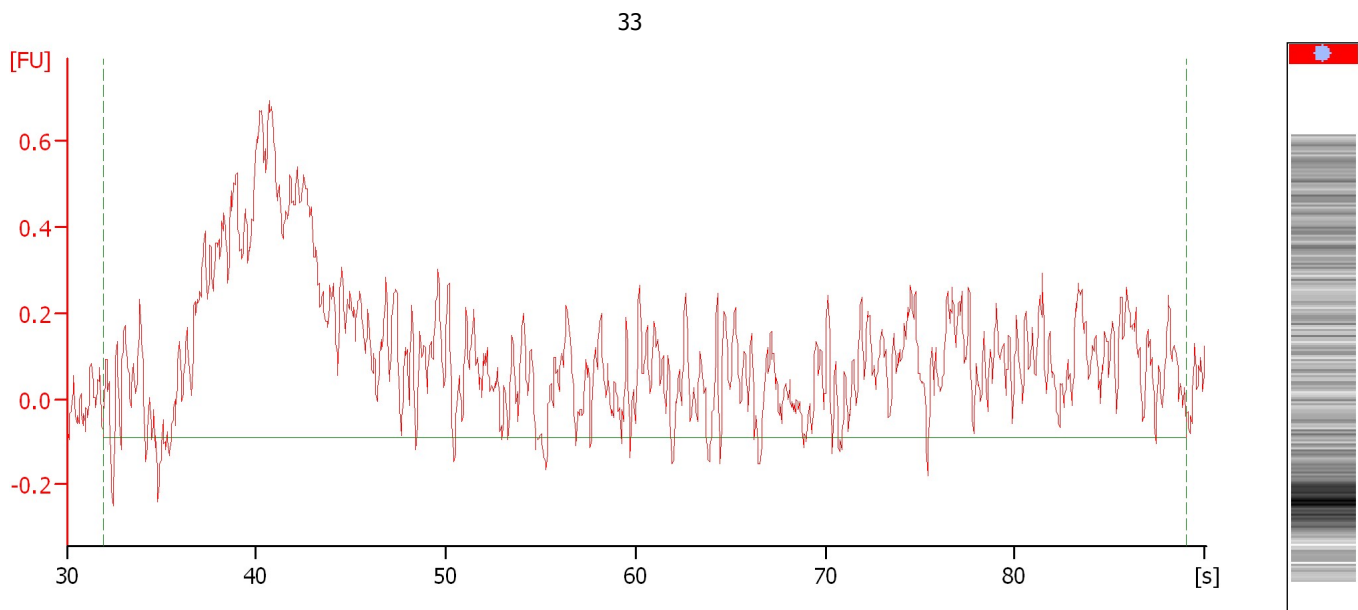
Result Flagging Color:

Result Flagging Label: All Other Samples

Assay Class: Small RNA  
Data Path: C:\... bioanalyzer\2100 expert\data\2019-05-15\2019-05-15\_005.xad

Created: 5/15/2019 11:20:23 AM  
Modified: 5/15/2019 12:03:19 PM

**Electropherogram Summary Continued ...**



**Overall Results for sample 11 : 33**

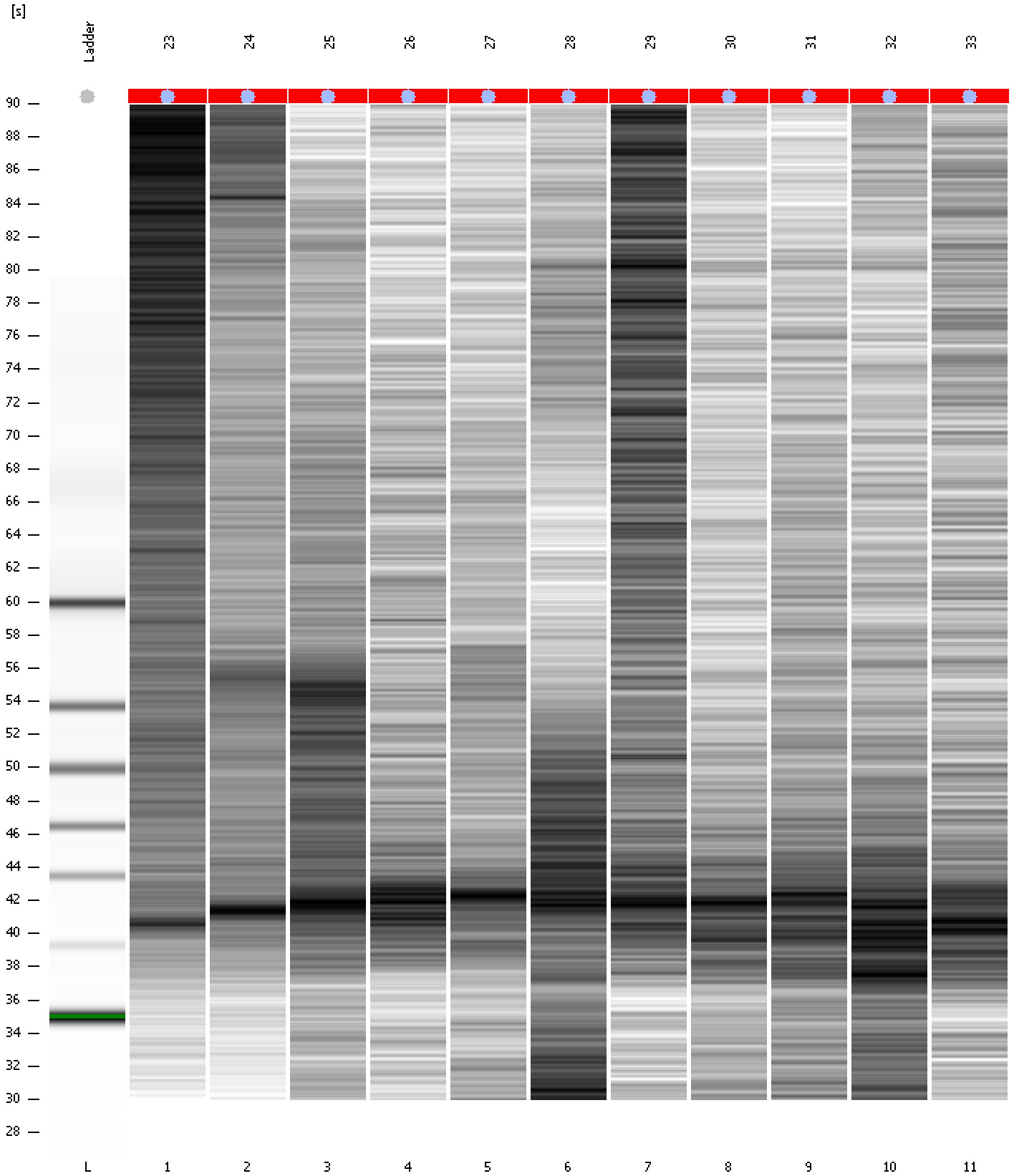
Result Flagging Color:

Result Flagging Label: All Other Samples

Assay Class: Small RNA  
Data Path: C:\... bioanalyzer\2100 expert\data\2019-05-15\2019-05-15\_005.xad

Created: 5/15/2019 11:20:23 AM  
Modified: 5/15/2019 12:03:19 PM

**Gel Image**





Assay Class: Small RNA  
 Data Path: C:\... bioanalyzer\2100 expert\data\2019-05-15\2019-05-15\_005.xad

Created: 5/15/2019 11:20:23 AM  
 Modified: 5/15/2019 12:03:19 PM

**Run Logbook**

Description	Number	Source	Category	Sub Category	Time	Time Zone	User	Host
Run ended on port 1 (Number of wells acquired: 12)		Instrument	Run		5/15/2019 11:51:04 AM	(GMT --07:00) Pacific Standard Time	UC Davis	D8XSMGH1
Run started on port 1 (File: C:\Program Files\Agilent\2100 bioanalyzer\2100 expert\data\2019-05-15\2019-05-15_005.xad)		Instrument	Run		5/15/2019 11:20:28 AM	(GMT --07:00) Pacific Standard Time	UC Davis	D8XSMGH1
Product Number : G2938C		Instrument	Run		5/15/2019 11:20:28 AM	(GMT --07:00) Pacific Standard Time	UC Davis	D8XSMGH1
Name :		Instrument	Run		5/15/2019 11:20:28 AM	(GMT --07:00) Pacific Standard Time	UC Davis	D8XSMGH1
Vendor : Agilent Technologies		Instrument	Run		5/15/2019 11:20:28 AM	(GMT --07:00) Pacific Standard Time	UC Davis	D8XSMGH1
Serial# : DE34903152		Instrument	Run		5/15/2019 11:20:28 AM	(GMT --07:00) Pacific Standard Time	UC Davis	D8XSMGH1
Firmware : C.01.069		Instrument	Run		5/15/2019 11:20:28 AM	(GMT --07:00) Pacific Standard Time	UC Davis	D8XSMGH1
Cartridge : Electrode		Instrument	Run		5/15/2019 11:20:28 AM	(GMT --07:00) Pacific Standard Time	UC Davis	D8XSMGH1