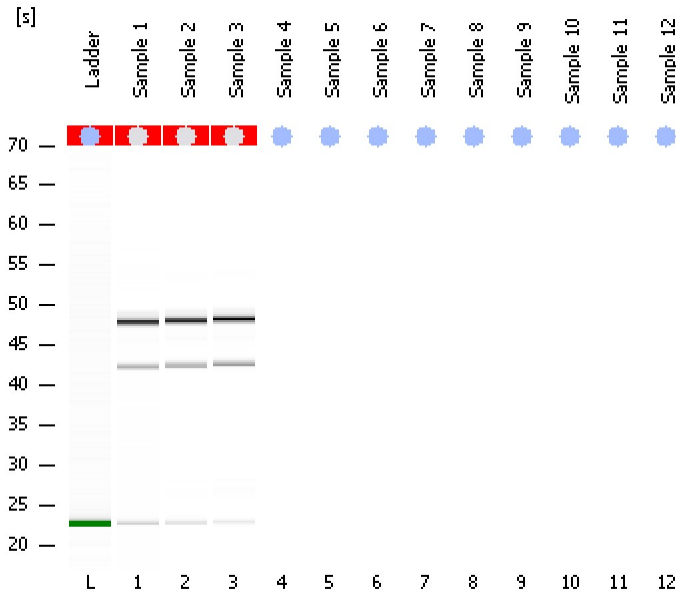


Assay Class: Eukaryote Total RNA Nano
Data Path: C:\... bioanalyzer\2100 expert\data\2019-08-23\2019-08-23_005.xad

Created: 8/23/2019 4:33:18 PM
Modified: 8/23/2019 4:44:48 PM

Electrophoresis File Run Summary



Instrument Information:

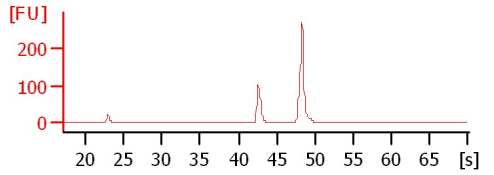
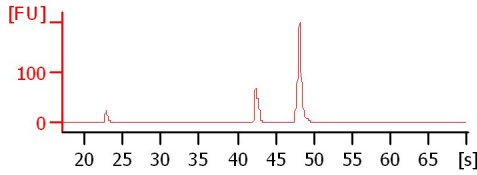
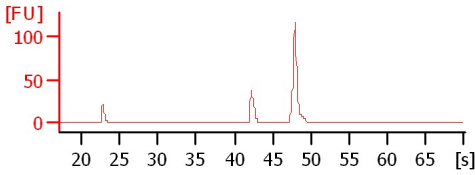
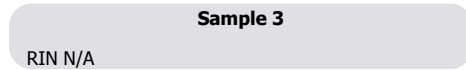
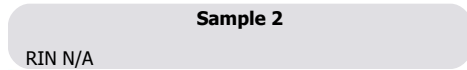
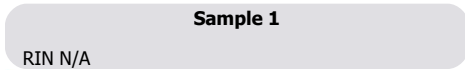
Instrument Name: DE34903152 Firmware: C.01.069
Serial#: DE34903152 Type: G2938C

Assay Information:

Assay Origin Path: C:\Program Files\Agilent\2100 bioanalyzer\2100 expert\assays\RNA\Eukaryote Total RNA Nano Series II.xsy
Assay Class: Eukaryote Total RNA Nano
Version: 2.6
Assay Comments: Total RNA Analysis ng sensitivity (Eukaryote)
© Copyright 2003 - 2009 Agilent Technologies, Inc.

Chip Information:

Chip Lot #:
Reagent Kit Lot #:
Chip Comments:



Assay Class: Eukaryote Total RNA Nano
 Data Path: C:\... bioanalyzer\2100 expert\data\2019-08-23\2019-08-23_005.xad

Created: 8/23/2019 4:33:18 PM
 Modified: 8/23/2019 4:44:48 PM

Electrophoresis File Run Summary (Chip Summary)

Sample Name	Sample Comment	Status	Result Label	Result Color
Sample 1		✓	RIN N/A	
Sample 2		✓	RIN N/A	
Sample 3		✓	RIN N/A	
Sample 4				
Sample 5				
Sample 6				
Sample 7				
Sample 8				
Sample 9				
Sample 10				
Sample 11				
Sample 12				
Ladder		✓	All Other Samples	

Chip Lot #

Reagent Kit Lot #

Chip Comments :

Assay Class: Eukaryote Total RNA Nano
Data Path: C:\... bioanalyzer\2100 expert\data\2019-08-23\2019-08-23_005.xad

Created: 8/23/2019 4:33:18 PM
Modified: 8/23/2019 4:44:48 PM

Electrophoresis Assay Details

General Analysis Settings

Number of Available Sample and Ladder Wells (Max.) : 13
Minimum Visible Range [s] : 17
Maximum Visible Range [s] : 70
Start Analysis Time Range [s] : 19
End Analysis Time Range [s] : 69
Ladder Concentration [ng/ μ l] : 150
Lower Marker Concentration [ng/ μ l] : 0
Upper Marker Concentration [ng/ μ l] : 0
Used Lower Marker for Quantitation
Standard Curve Fit is Logarithmic
Show Data Aligned to Lower Marker

Integrator Settings

Integration Start Time [s] : 19
Integration End Time [s] : 69
Slope Threshold : 0.6
Height Threshold [FU] : 0.5
Area Threshold : 0.2
Width Threshold [s] : 0.5
Baseline Plateau [s] : 6

Filter Settings

Filter Width [s] : 0.5
Polynomial Order : 4

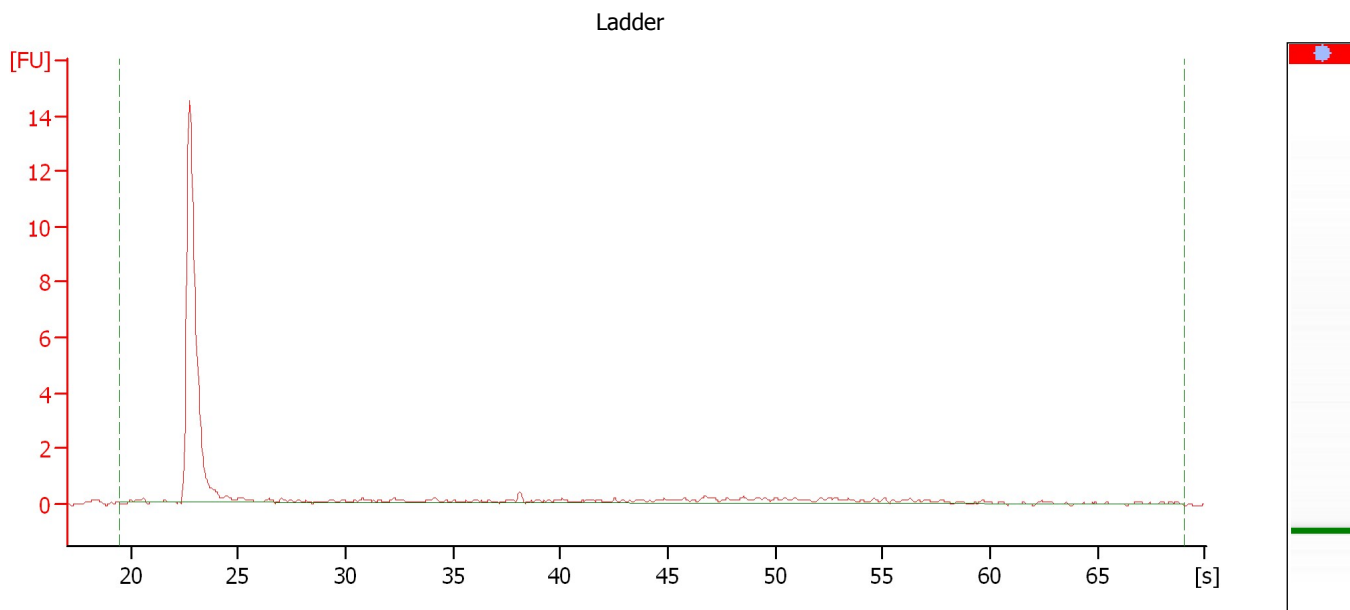
Ladder

Ladder Peak	Size
1	25
2	200
3	500
4	1000
5	2000
6	4000

Assay Class: Eukaryote Total RNA Nano
Data Path: C:\... bioanalyzer\2100 expert\data\2019-08-23\2019-08-23_005.xad

Created: 8/23/2019 4:33:18 PM
Modified: 8/23/2019 4:44:48 PM

Electropherogram Summary



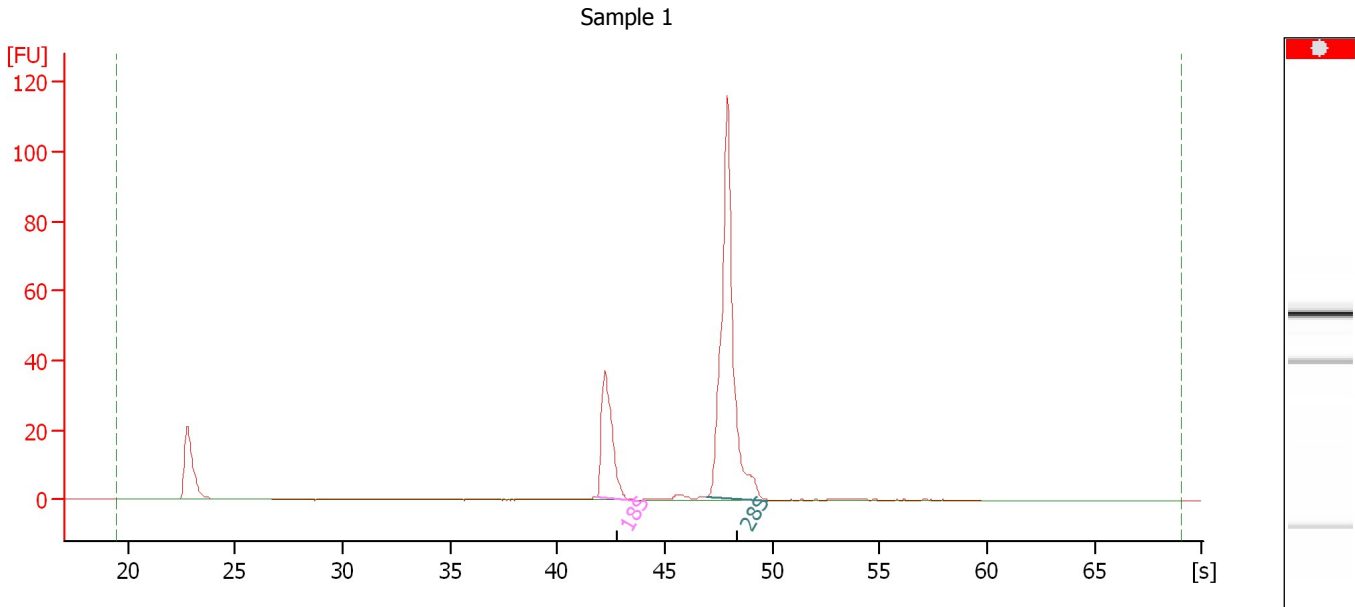
Overall Results for Ladder

RNA Area:	10.6	Result Flagging Color:	
RNA Concentration:	150 ng/ μ l	Result Flagging Label:	All Other Samples

Assay Class: Eukaryote Total RNA Nano
Data Path: C:\... bioanalyzer\2100 expert\data\2019-08-23\2019-08-23_005.xad

Created: 8/23/2019 4:33:18 PM
Modified: 8/23/2019 4:44:48 PM

Electropherogram Summary Continued ...



Overall Results for sample 1 : Sample 1

RNA Area:	259.7	RNA Integrity Number (RIN):	N/A (B.02.08)
RNA Concentration:	3,693 ng/μl	Result Flagging Color:	
rRNA Ratio [28s / 18s]:	3.0	Result Flagging Label:	RIN N/A

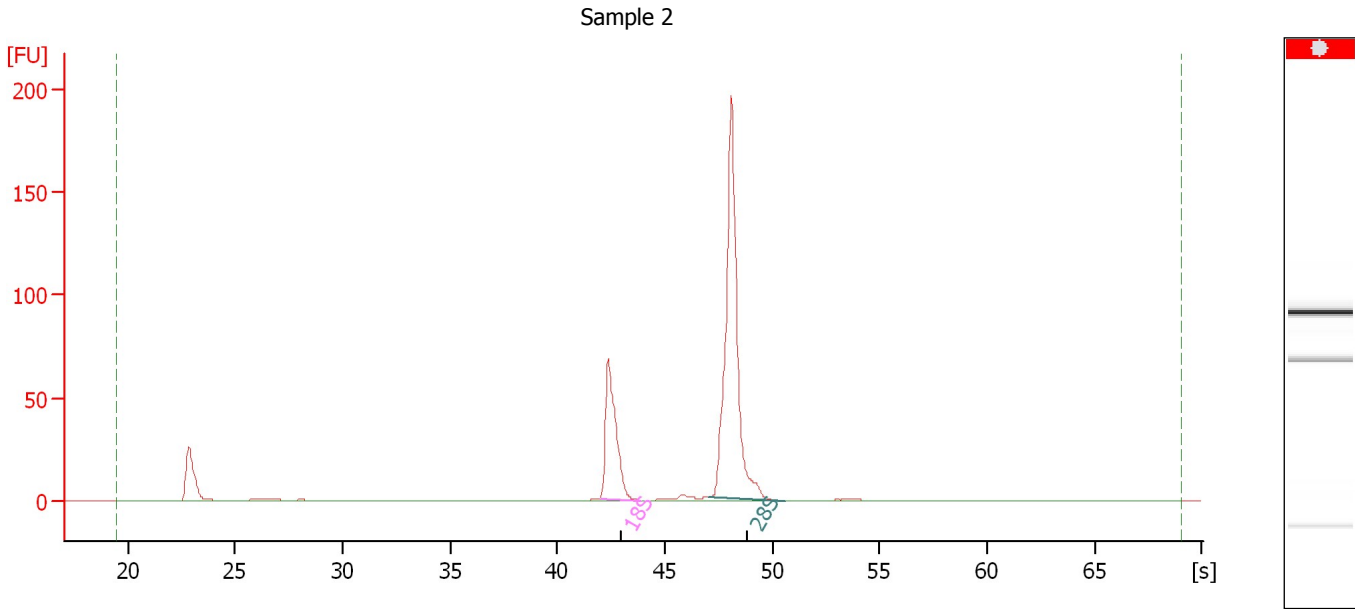
Fragment table for sample 1 : Sample 1

Name	Start Size [nt]	End Size [nt]	Area	% of total Area
18S	0	0	48.4	18.6
28S	0	0	147.2	56.7

Assay Class: Eukaryote Total RNA Nano
Data Path: C:\... bioanalyzer\2100 expert\data\2019-08-23\2019-08-23_005.xad

Created: 8/23/2019 4:33:18 PM
Modified: 8/23/2019 4:44:48 PM

Electropherogram Summary Continued ...



Overall Results for sample 2 : Sample 2

RNA Area:	419.9	RNA Integrity Number (RIN):	N/A (B.02.08)
RNA Concentration:	5,969 ng/μl	Result Flagging Color:	
rRNA Ratio [28s / 18s]:	2.6	Result Flagging Label:	RIN N/A

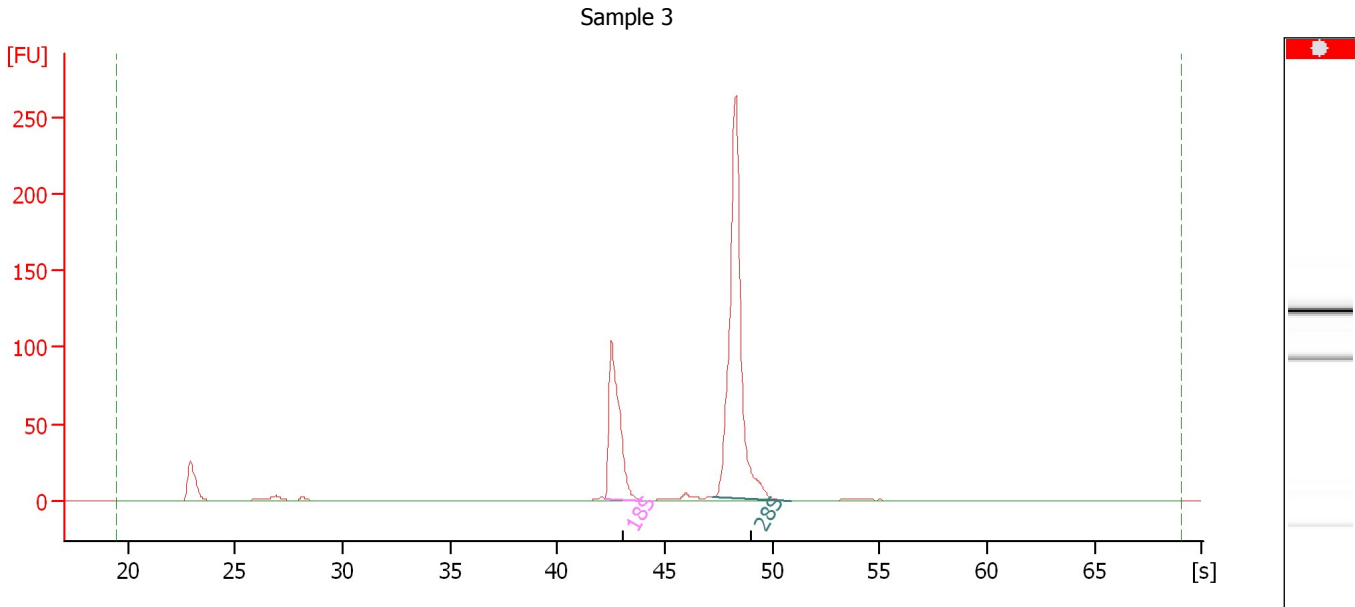
Fragment table for sample 2 : Sample 2

Name	Start Size [nt]	End Size [nt]	Area	% of total Area
18S	0	0	90.3	21.5
28S	0	0	237.7	56.6

Assay Class: Eukaryote Total RNA Nano
 Data Path: C:\... bioanalyzer\2100 expert\data\2019-08-23\2019-08-23_005.xad

Created: 8/23/2019 4:33:18 PM
 Modified: 8/23/2019 4:44:48 PM

Electropherogram Summary Continued ...



Overall Results for sample 3 : Sample 3

RNA Area:	576.7	RNA Integrity Number (RIN):	N/A (B.02.08)
RNA Concentration:	8,198 ng/μl	Result Flagging Color:	
rRNA Ratio [28s / 18s]:	2.4	Result Flagging Label:	RIN N/A


Fragment table for sample 3 : Sample 3

Name	Start Size [nt]	End Size [nt]	Area	% of total Area
18S	0	0	136.5	23.7
28S	0	0	322.1	55.9

Assay Class: Eukaryote Total RNA Nano
Data Path: C:\... bioanalyzer\2100 expert\data\2019-08-23\2019-08-23_005.xad

Created: 8/23/2019 4:33:18 PM
Modified: 8/23/2019 4:44:48 PM

Gel Image



Assay Class: Eukaryote Total RNA Nano
Data Path: C:\... bioanalyzer\2100 expert\data\2019-08-23\2019-08-23_005.xad

Created: 8/23/2019 4:33:18 PM
Modified: 8/23/2019 4:44:48 PM

Invalid Samples

Sample 4 has not been run, no results available.

Sample 5 has not been run, no results available.

Sample 6 has not been run, no results available.

Sample 7 has not been run, no results available.

Sample 8 has not been run, no results available.

Sample 9 has not been run, no results available.

Sample 10 has not been run, no results available.

Sample 11 has not been run, no results available.

Sample 12 has not been run, no results available.

Assay Class: Eukaryote Total RNA Nano
 Data Path: C:\... bioanalyzer\2100 expert\data\2019-08-23\2019-08-23_005.xad

Created: 8/23/2019 4:33:18 PM
 Modified: 8/23/2019 4:44:48 PM

Run Logbook

Description	Number	Source	Category	Sub Category	Time	Time Zone	User	Host
Run ended on port 1 (Number of wells acquired: 4)		Instrument	Run		8/23/2019 4:44:47 PM	(GMT --07:00) Pacific Standard Time	UC Davis	D8XSMGH1
Run started on port 1 (File: C:\Program Files\Agilent\2100 bioanalyzer\2100 expert\data\2019-08-23\2019-08-23_005.xad)		Instrument	Run		8/23/2019 4:33:24 PM	(GMT --07:00) Pacific Standard Time	UC Davis	D8XSMGH1
Product Number : G2938C		Instrument	Run		8/23/2019 4:33:24 PM	(GMT --07:00) Pacific Standard Time	UC Davis	D8XSMGH1
Name :		Instrument	Run		8/23/2019 4:33:24 PM	(GMT --07:00) Pacific Standard Time	UC Davis	D8XSMGH1
Vendor : Agilent Technologies		Instrument	Run		8/23/2019 4:33:24 PM	(GMT --07:00) Pacific Standard Time	UC Davis	D8XSMGH1
Serial# : DE34903152		Instrument	Run		8/23/2019 4:33:24 PM	(GMT --07:00) Pacific Standard Time	UC Davis	D8XSMGH1
Firmware : C.01.069		Instrument	Run		8/23/2019 4:33:24 PM	(GMT --07:00) Pacific Standard Time	UC Davis	D8XSMGH1
Cartridge : Electrode		Instrument	Run		8/23/2019 4:33:24 PM	(GMT --07:00) Pacific Standard Time	UC Davis	D8XSMGH1