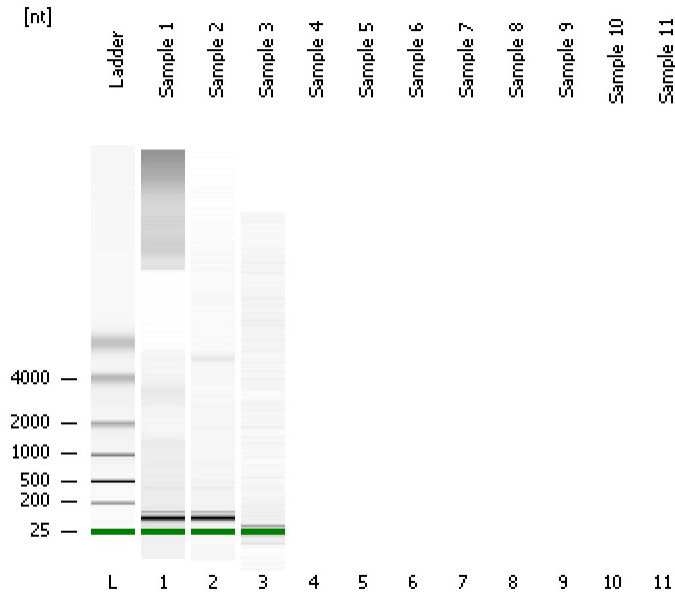


Assay Class: mRNA Pico
Data Path: C:\... bioanalyzer\2100 expert\data\2018-04-03\2018-04-03_001.xad

Created: 4/3/2018 9:32:30 AM
Modified: 4/3/2018 9:44:57 AM

Electrophoresis File Run Summary



Instrument Information:

Instrument Name: DE34903152 Firmware: C.01.069
Serial#: DE34903152 Type: G2938C

Assay Information:

Assay Origin Path: C:\Program Files\Agilent\2100 bioanalyzer\2100 expert\assays\RNA\mRNA Pico Series II.xsy

Assay Class: mRNA Pico
Version: 2.6
Assay Comments: mRNA Analysis pg sensitivity

© Copyright 2003 - 2009 Agilent Technologies, Inc.

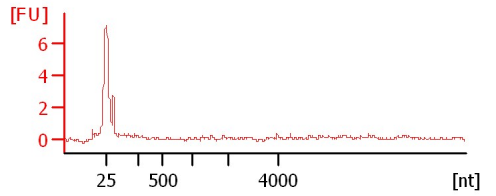
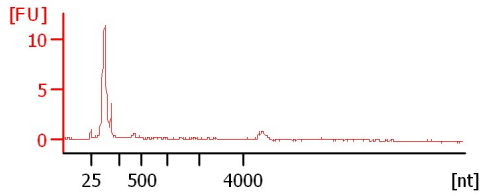
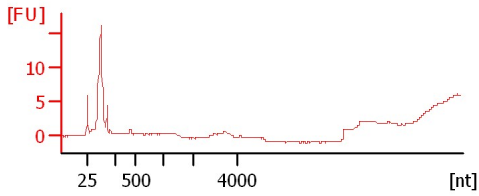
Chip Information:

Chip Lot #:
Reagent Kit Lot #:
Chip Comments:

Sample 1

Sample 2

Sample 3



Assay Class: mRNA Pico
Data Path: C:\... bioanalyzer\2100 expert\data\2018-04-03\2018-04-03_001.xad

Created: 4/3/2018 9:32:30 AM
Modified: 4/3/2018 9:44:57 AM

Electrophoresis File Run Summary (Chip Summary)

Sample Name	Sample Comment	Status	Result Label	Result Color
Sample 1		✓		
Sample 2		✓		
Sample 3		✓		
Sample 4				
Sample 5				
Sample 6				
Sample 7				
Sample 8				
Sample 9				
Sample 10				
Sample 11				
Ladder		✓		

Chip Lot #

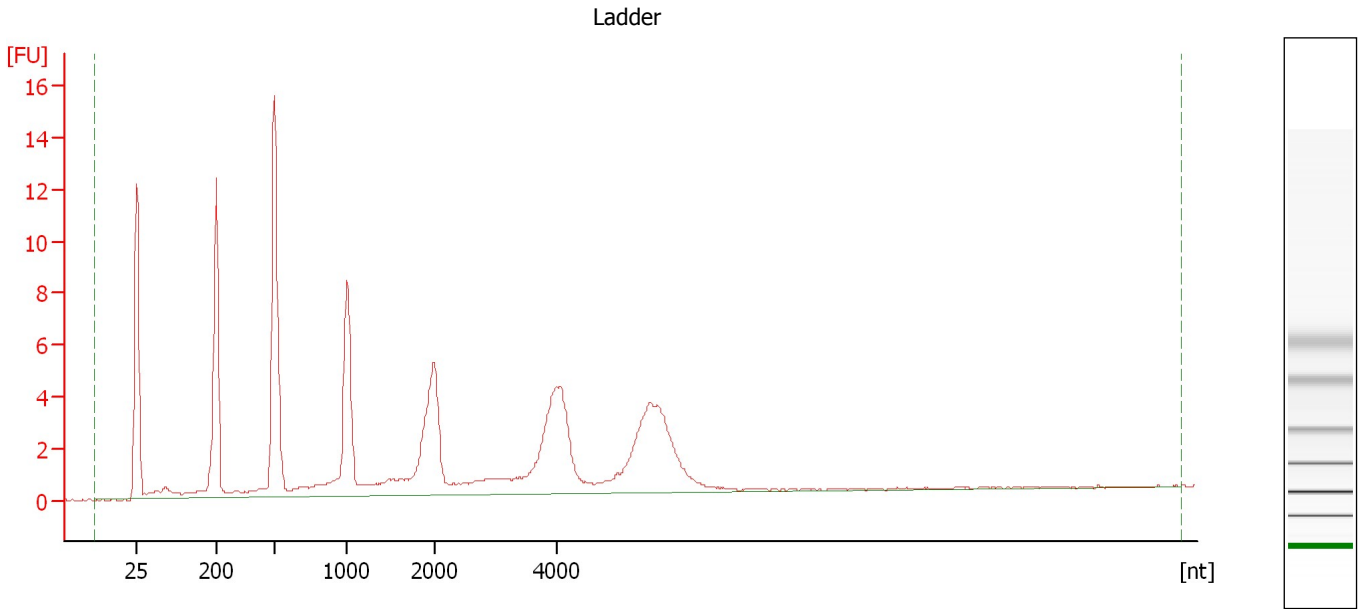
Reagent Kit Lot #

Chip Comments :

Assay Class: mRNA Pico
Data Path: C:\... bioanalyzer\2100 expert\data\2018-04-03\2018-04-03_001.xad

Created: 4/3/2018 9:32:30 AM
Modified: 4/3/2018 9:44:57 AM

Electropherogram Summary



Overall Results for Ladder

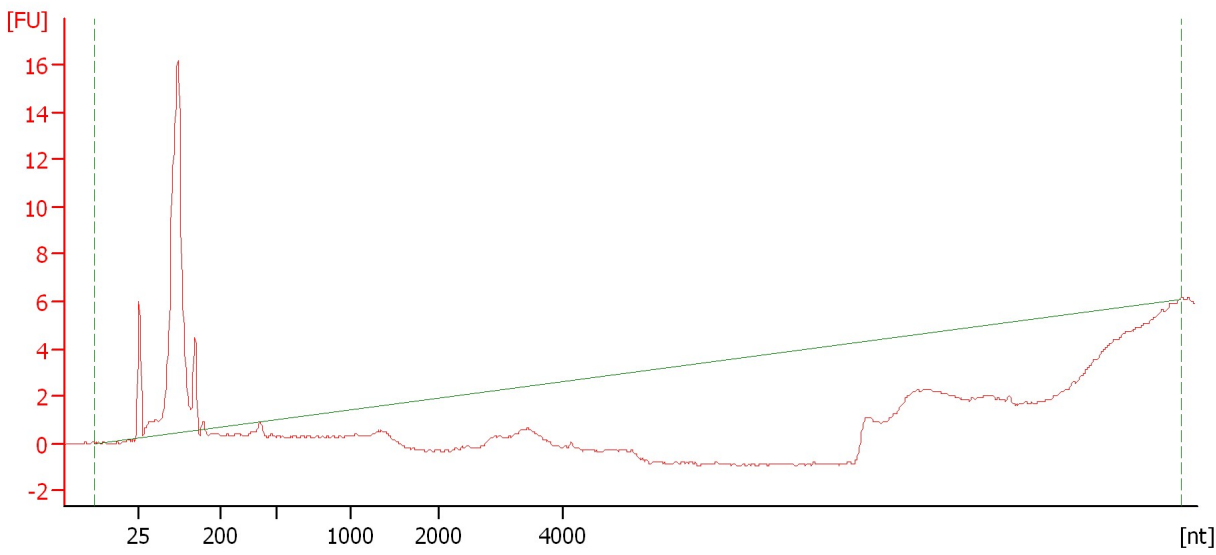
RNA Area: 136.0 RNA Concentration: 1,000 pg/μl

Assay Class: mRNA Pico
Data Path: C:\... bioanalyzer\2100 expert\data\2018-04-03\2018-04-03_001.xad

Created: 4/3/2018 9:32:30 AM
Modified: 4/3/2018 9:44:57 AM

Electropherogram Summary Continued ...

Sample 1



Overall Results for sample 1 : Sample 1

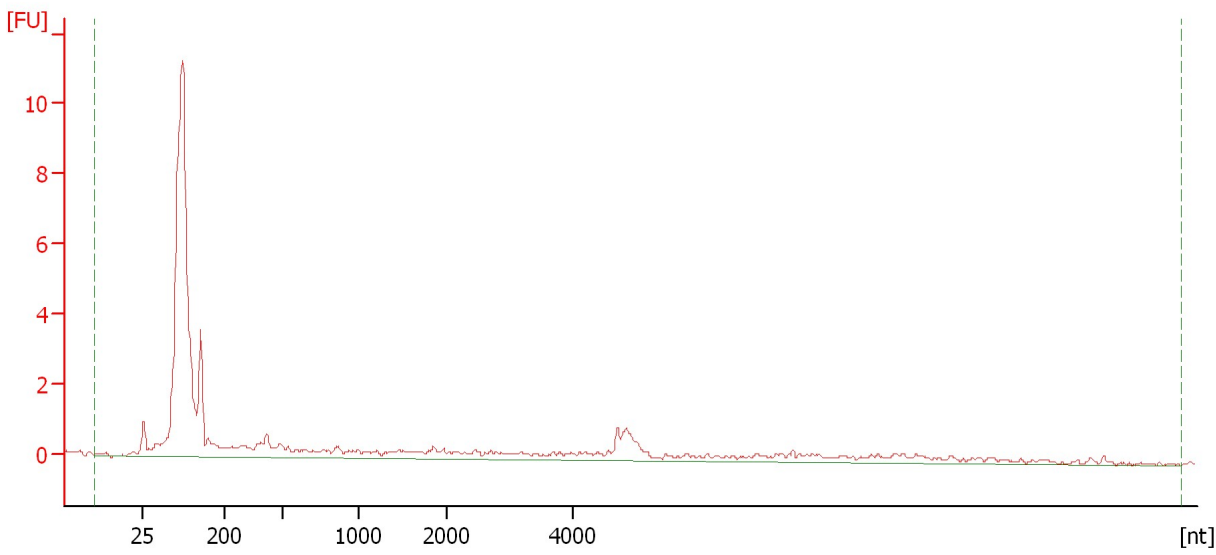
RNA Area: 64.7 rRNA Contamination: 0.0 %
RNA Concentration: 476 pg/μl

Assay Class: mRNA Pico
Data Path: C:\... bioanalyzer\2100 expert\data\2018-04-03\2018-04-03_001.xad

Created: 4/3/2018 9:32:30 AM
Modified: 4/3/2018 9:44:57 AM

Electropherogram Summary Continued ...

Sample 2



Overall Results for sample 2 : Sample 2

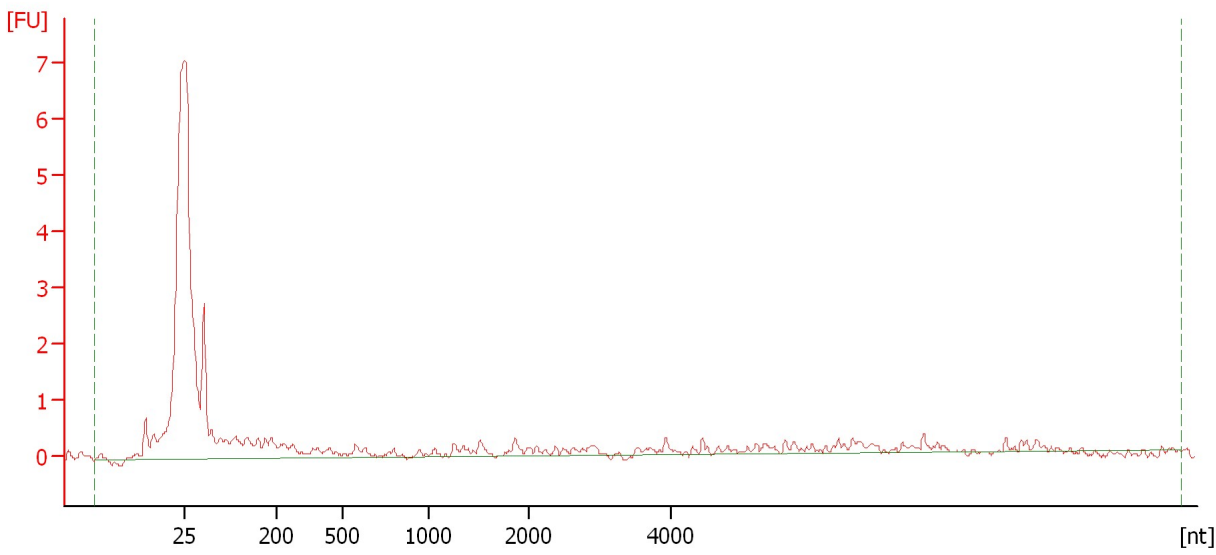
RNA Area: 75.2 rRNA Contamination: 0.0 %
RNA Concentration: 553 pg/μl

Assay Class: mRNA Pico
Data Path: C:\... bioanalyzer\2100 expert\data\2018-04-03\2018-04-03_001.xad

Created: 4/3/2018 9:32:30 AM
Modified: 4/3/2018 9:44:57 AM

Electropherogram Summary Continued ...

Sample 3



Overall Results for sample 3 : Sample 3

RNA Area: 23.8 rRNA Contamination: 0.0 %
RNA Concentration: 175 pg/μl

Assay Class: mRNA Pico
Data Path: C:\... bioanalyzer\2100 expert\data\2018-04-03\2018-04-03_001.xad

Created: 4/3/2018 9:32:30 AM
Modified: 4/3/2018 9:44:57 AM

Gel Image

