

Assay Class: Eukaryote Total RNA Pico
Data Path: C:\...00 bioanalyzer\2100 expert\data\2019-11-08\QC517_RNAQC1.xad

Created: 11/8/2019 12:11:55 PM
Modified: 11/12/2019 11:02:42 AM

Electrophoresis File Run Summary

Instrument Information:

Instrument Name: DE34903152 Firmware: C.01.069
Serial#: DE34903152 Type: G2938C

Assay Information:

Assay Origin Path: C:\Program Files\Agilent\2100 bioanalyzer\2100 expert\assays\RNA\Eukaryote Total RNA Pico Series II.xsy

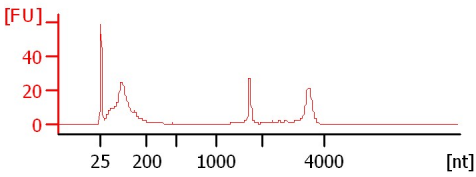
Assay Class: Eukaryote Total RNA Pico
Version: 2.6
Assay Comments: Total RNA Analysis pg sensitivity (Eukaryote)

© Copyright 2003 - 2009 Agilent Technologies, Inc.

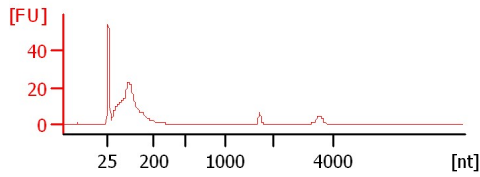
Chip Information:

Chip Lot #:
Reagent Kit Lot #:
Chip Comments:

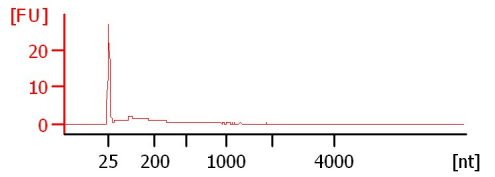
CD45-Norgen-9132
QC 517 #1
RIN: 8.90



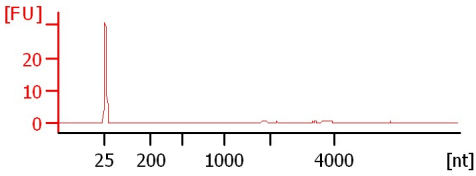
CD71-Norgen-9132
QC 517 #2
RIN: 3.80



CD45-Zymo-9132
QC 517 #3
RIN: 1



CD71-Zymo-9132
QC 517 #4
RIN: 5.90



Assay Class: Eukaryote Total RNA Pico
 Data Path: C:\...00 bioanalyzer\2100 expert\data\2019-11-08\QC517_RNAQC1.xad

Created: 11/8/2019 12:11:55 PM
 Modified: 11/12/2019 11:02:42 AM

Electrophoresis File Run Summary (Chip Summary)

Sample Name	Sample Comment	Status	Result Label	Result Color
CD45-Norgen-9132	QC 517 #1	✓	RIN: 8.90	
CD71-Norgen-9132	QC 517 #2	✓	RIN: 3.80	
CD45-Zymo-9132	QC 517 #3	✓	RIN:1	
CD71-Zymo-9132	QC 517 #4	✓	RIN: 5.90	
Ladder		✓	All Other Samples	

Chip Lot #

Reagent Kit Lot #

Chip Comments :

Assay Class: Eukaryote Total RNA Pico
Data Path: C:\...00 bioanalyzer\2100 expert\data\2019-11-08\QC517_RNAQC1.xad

Created: 11/8/2019 12:11:55 PM
Modified: 11/12/2019 11:02:42 AM

Electrophoresis Assay Details

General Analysis Settings

Number of Available Sample and Ladder Wells (Max.) : 12
Minimum Visible Range [s] : 17
Maximum Visible Range [s] : 70
Start Analysis Time Range [s] : 18
End Analysis Time Range [s] : 69
Ladder Concentration [pg/ μ l] : 1000
Lower Marker Concentration [pg/ μ l] : 0
Upper Marker Concentration [pg/ μ l] : 0
Used Lower Marker for Quantitation
Standard Curve Fit is Logarithmic
Show Data Aligned to Lower Marker

Integrator Settings

Integration Start Time [s] : 18
Integration End Time [s] : 69
Slope Threshold : 0.6
Height Threshold [FU] : 0.5
Area Threshold : 0.2
Width Threshold [s] : 0.3
Baseline Plateau [s] : 6

Filter Settings

Filter Width [s] : 0.5
Polynomial Order : 4

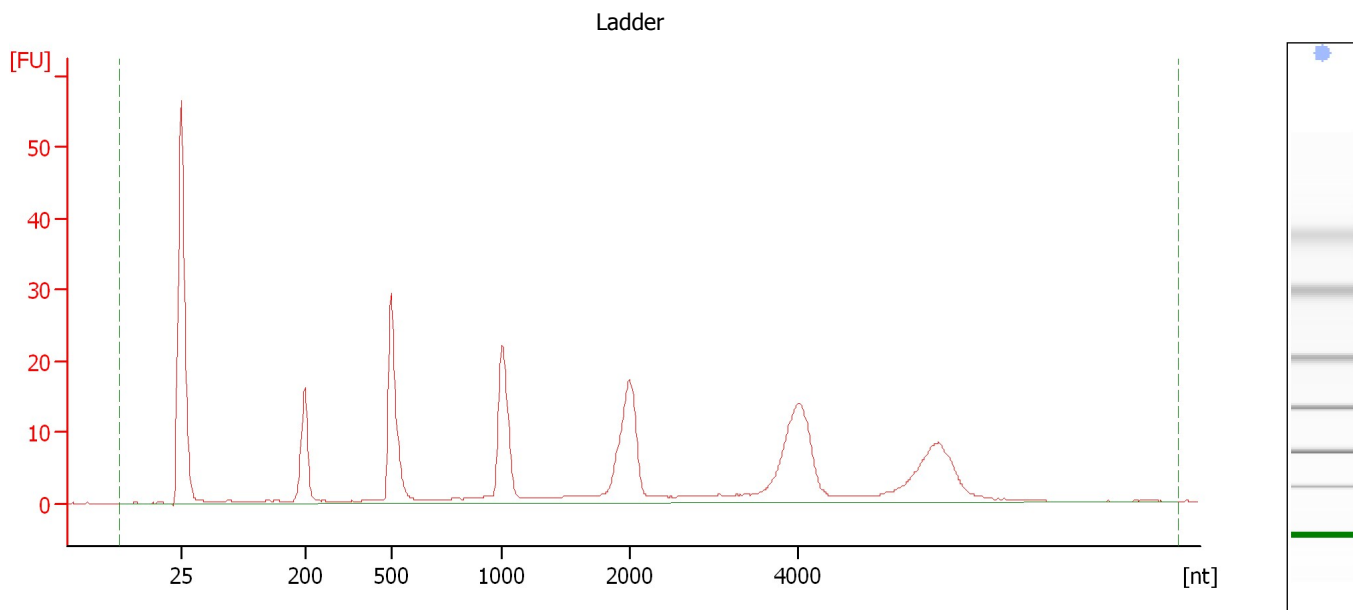
Ladder

Ladder Peak	Size
1	25
2	200
3	500
4	1000
5	2000
6	4000

Assay Class: Eukaryote Total RNA Pico
Data Path: C:\...00 bioanalyzer\2100 expert\data\2019-11-08\QC517_RNAQC1.xad

Created: 11/8/2019 12:11:55 PM
Modified: 11/12/2019 11:02:42 AM

Electropherogram Summary



Overall Results for Ladder

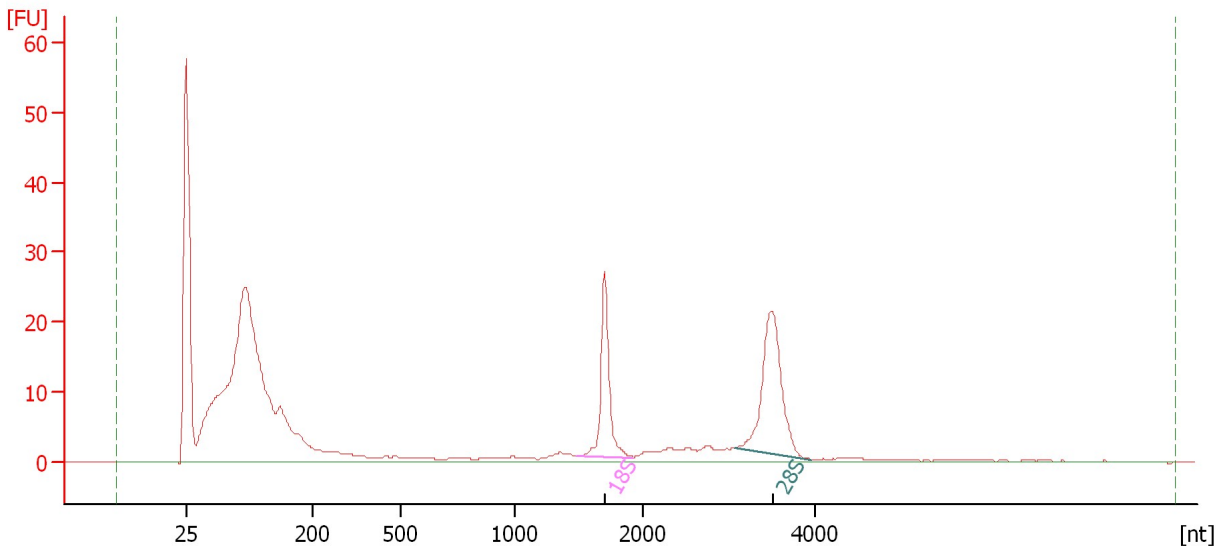
RNA Area:	239.2	Result Flagging Color:	
RNA Concentration:	1,000 pg/μl	Result Flagging Label:	All Other Samples

Assay Class: Eukaryote Total RNA Pico
Data Path: C:\...00 bioanalyzer\2100 expert\data\2019-11-08\QC517_RNAQC1.xad

Created: 11/8/2019 12:11:55 PM
Modified: 11/12/2019 11:02:42 AM

Electropherogram Summary Continued ...

CD45-Norgen-9132 [QC 517 #1]



Overall Results for sample 1 : CD45-Norgen-9132

RNA Area: 352.5 RNA Integrity Number (RIN): 8.9 (B.02.08, Anomaly Threshold(s) manually adapted)
RNA Concentration: 1,474 pg/μl
rRNA Ratio [28s / 18s]: 1.5
Result Flagging Color:
Result Flagging Label: RIN: 8.90

Fragment table for sample 1 : CD45-Norgen-9132

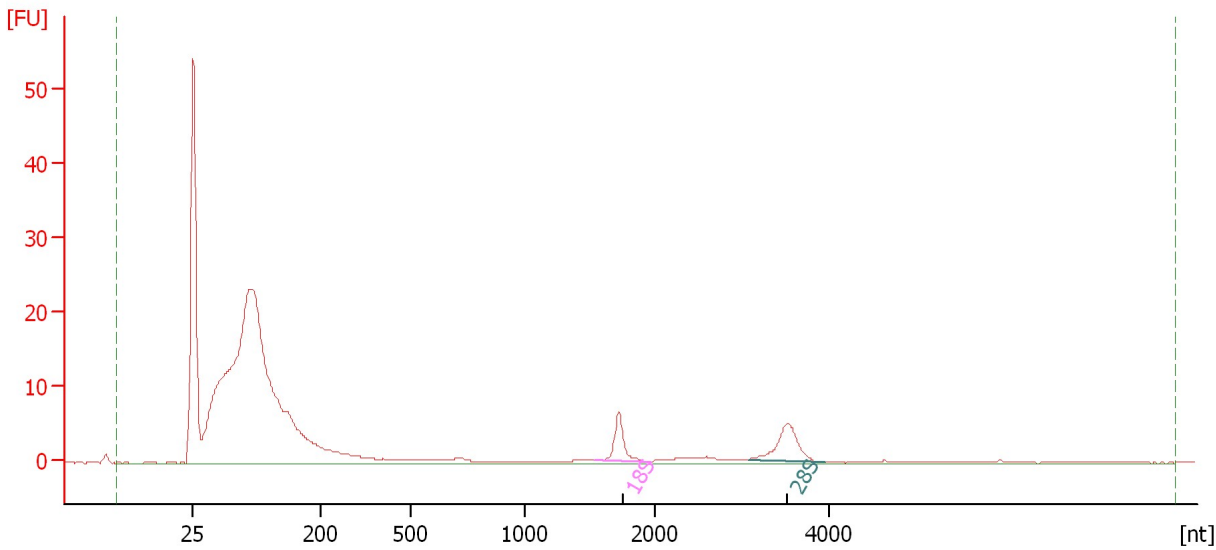
Name	Start Size [nt]	End Size [nt]	Area	% of total Area
18S	1,492	1,921	28.2	8.0
28S	3,063	3,958	42.5	12.1

Assay Class: Eukaryote Total RNA Pico
Data Path: C:\...00 bioanalyzer\2100 expert\data\2019-11-08\QC517_RNAQC1.xad

Created: 11/8/2019 12:11:55 PM
Modified: 11/12/2019 11:02:42 AM

Electropherogram Summary Continued ...

CD71-Norgen-9132 [QC 517 #2]



Overall Results for sample 2 : CD71-Norgen-9132

RNA Area:	269.6	RNA Integrity Number (RIN):	3.8 (B.02.08, Anomaly Threshold(s) manually adapted)
RNA Concentration:	1,127 pg/μl	Result Flagging Color:	
rRNA Ratio [28s / 18s]:	1.4	Result Flagging Label:	RIN: 3.80

Fragment table for sample 2 : CD71-Norgen-9132

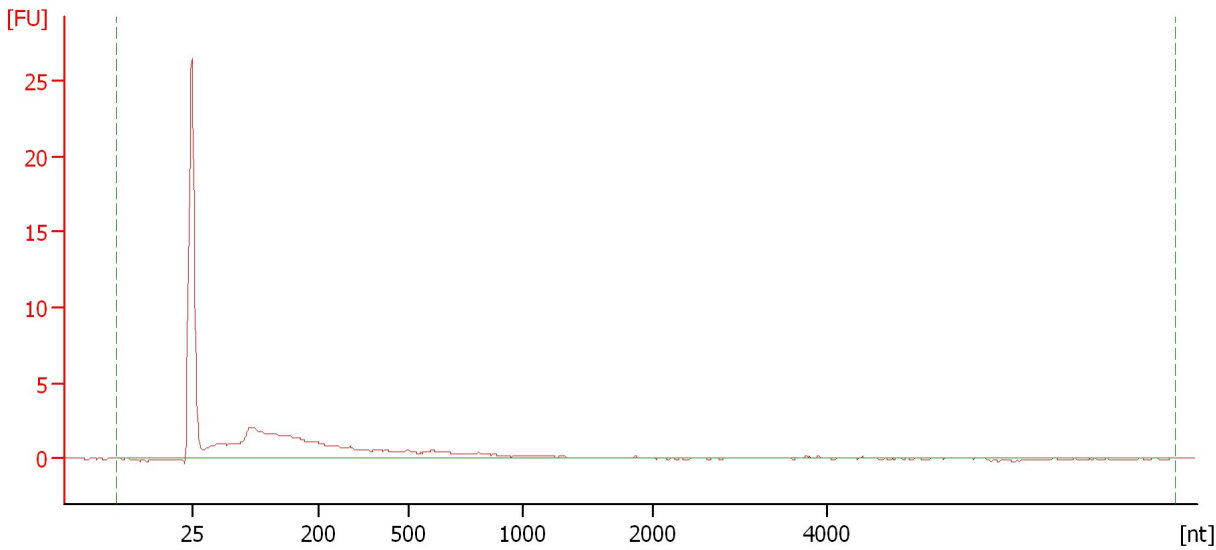
Name	Start Size [nt]	End Size [nt]	Area	% of total Area
18S	1,542	1,966	7.6	2.8
28S	3,065	3,937	10.9	4.0

Assay Class: Eukaryote Total RNA Pico
Data Path: C:\...00 bioanalyzer\2100 expert\data\2019-11-08\QC517_RNAQC1.xad

Created: 11/8/2019 12:11:55 PM
Modified: 11/12/2019 11:02:42 AM

Electropherogram Summary Continued ...

CD45-Zymo-9132 [QC 517 #3]



Overall Results for sample 3 : CD45-Zymo-9132

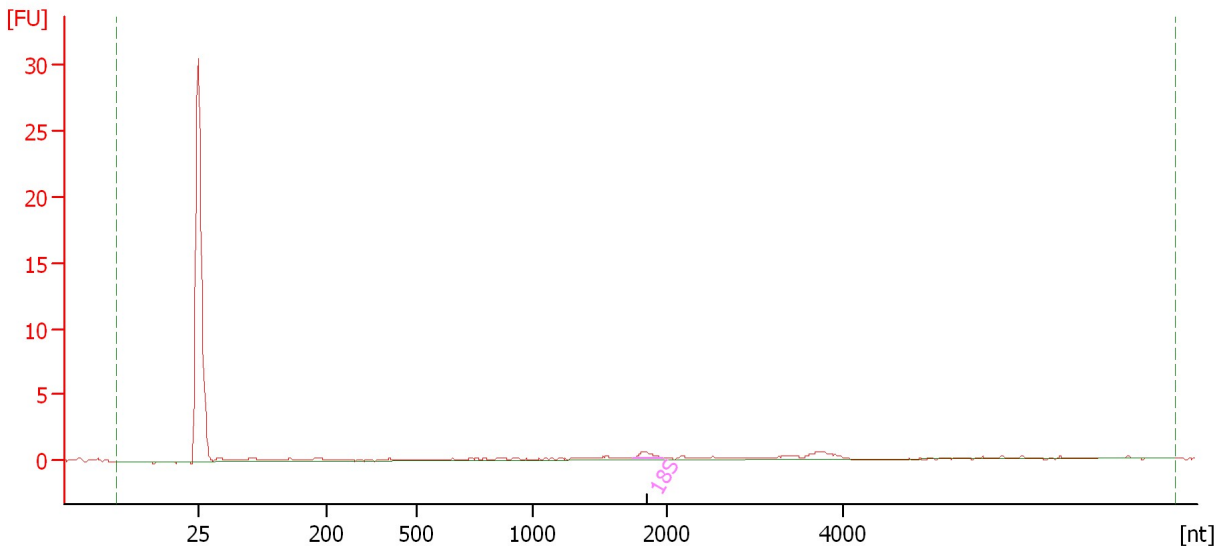
RNA Area:	39.5	RNA Integrity Number (RIN):	1 (B.02.08, Anomaly Threshold(s) manually adapted)
RNA Concentration:	165 µg/µl	Result Flagging Color:	
rRNA Ratio [28s / 18s]:	0.0	Result Flagging Label:	RIN:1

Assay Class: Eukaryote Total RNA Pico
 Data Path: C:\...00 bioanalyzer\2100 expert\data\2019-11-08\QC517_RNAQC1.xad

Created: 11/8/2019 12:11:55 PM
 Modified: 11/12/2019 11:02:42 AM

Electropherogram Summary Continued ...

CD71-Zymo-9132 [QC 517 #4]



Overall Results for sample 4 : CD71-Zymo-9132

RNA Area:	10.2	RNA Integrity Number (RIN):	5.9 (B.02.08, Anomaly Threshold(s) manually adapted)
RNA Concentration:	43 pg/μl	Result Flagging Color:	
rRNA Ratio [28s / 18s]:	0.0	Result Flagging Label:	RIN: 5.90

Fragment table for sample 4 : CD71-Zymo-9132

Name	Start Size [nt]	End Size [nt]	Area	% of total Area
18S	1,743	1,977	0.8	7.8

Assay Class: Eukaryote Total RNA Pico
Data Path: C:\...00 bioanalyzer\2100 expert\data\2019-11-08\QC517_RNAQC1.xad

Created: 11/8/2019 12:11:55 PM
Modified: 11/12/2019 11:02:42 AM

Gel Image

Assay Class: Eukaryote Total RNA Pico
 Data Path: C:\...00 bioanalyzer\2100 expert\data\2019-11-08\QC517_RNAQC1.xad

Created: 11/8/2019 12:11:55 PM
 Modified: 11/12/2019 11:02:42 AM

Run Logbook

Description	Number	Source	Category	Sub Category	Time	Time Zone	User	Host
Run ended on port 1 (Number of wells acquired: 12)		Instrument	Run		11/8/2019 12:34:48 PM	(GMT --08:00) Pacific Standard Time	UC Davis	D8XSMGH1
Run started on port 1 (File: C:\Program Files\Agilent\2100 bioanalyzer\2100 expert\data\2019-11-08\2019-11-08_001.xad)		Instrument	Run		11/8/2019 12:12:00 PM	(GMT --08:00) Pacific Standard Time	UC Davis	D8XSMGH1
Product Number : G2938C		Instrument	Run		11/8/2019 12:12:00 PM	(GMT --08:00) Pacific Standard Time	UC Davis	D8XSMGH1
Name :		Instrument	Run		11/8/2019 12:12:00 PM	(GMT --08:00) Pacific Standard Time	UC Davis	D8XSMGH1
Vendor : Agilent Technologies		Instrument	Run		11/8/2019 12:12:00 PM	(GMT --08:00) Pacific Standard Time	UC Davis	D8XSMGH1
Serial# : DE34903152		Instrument	Run		11/8/2019 12:12:00 PM	(GMT --08:00) Pacific Standard Time	UC Davis	D8XSMGH1
Firmware : C.01.069		Instrument	Run		11/8/2019 12:12:00 PM	(GMT --08:00) Pacific Standard Time	UC Davis	D8XSMGH1
Cartridge : Electrode		Instrument	Run		11/8/2019 12:12:00 PM	(GMT --08:00) Pacific Standard Time	UC Davis	D8XSMGH1