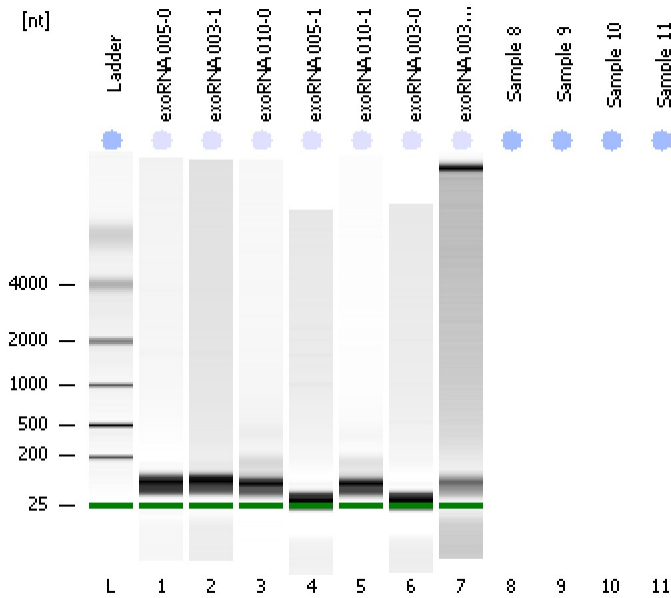


Assay Class: Eukaryote Total RNA Pico
Data Path: C:\...ents and Settings\Bioanalyzer\2012-03-14\2012-03-14_003.xad

Created: 3/14/2012 2:18:48 PM
Modified: 3/28/2012 10:41:49 AM

Electrophoresis File Run Summary



Instrument Information:

Instrument Name: DE13701086 Firmware: C.01.069
Serial#: DE13701086 Type: G2938B

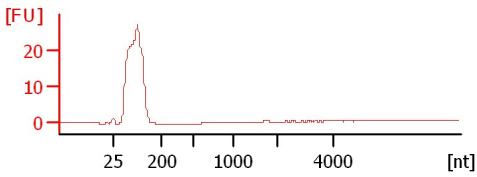
Assay Information:

Assay Origin Path: C:\Program Files\Agilent\2100 bioanalyzer\2100 expert\assays\RNA\Eukaryote Total RNA Pico Series II.xsy
Assay Class: Eukaryote Total RNA Pico
Version: 2.6
Assay Comments: Total RNA Analysis pg sensitivity (Eukaryote)
© Copyright 2003 - 2009 Agilent Technologies, Inc.

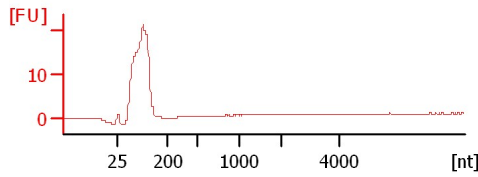
Chip Information:

Chip Lot #:
Reagent Kit Lot #:
Chip Comments:

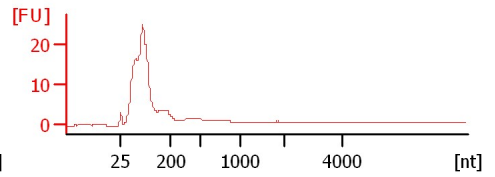
exoRNA 005-0
RIN: 2.60



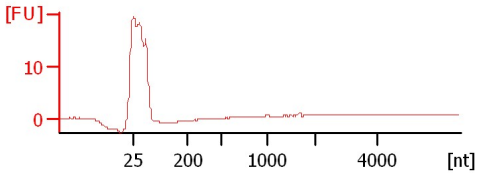
exoRNA 003-1
RIN: 2.40



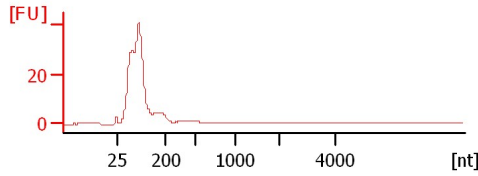
exoRNA 010-0
RIN: 2.40



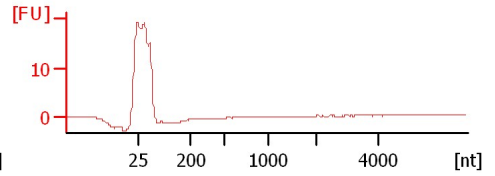
exoRNA 005-1
RIN: 2.40



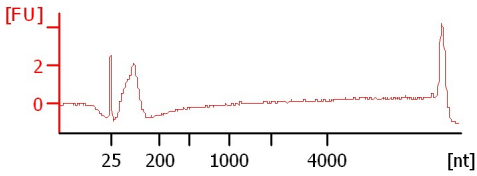
exoRNA 010-1
RIN: 2.50



exoRNA 003-0
RIN: 2.30



exoRNA 003-1 (2)
RIN: 2.40



Assay Class: Eukaryote Total RNA Pico
 Data Path: C:\...ents and Settings\Bioanalyzer\2012-03-14\2012-03-14_003.xad

Created: 3/14/2012 2:18:48 PM
 Modified: 3/28/2012 10:41:49 AM

Electrophoresis File Run Summary (Chip Summary)

Sample Name	Sample Comment	Status	Result Label	Result Color
exoRNA 005-0		✓	RIN: 2.60	
exoRNA 003-1		✓	RIN: 2.40	
exoRNA 010-0		✓	RIN: 2.40	
exoRNA 005-1		✓	RIN: 2.40	
exoRNA 010-1		✓	RIN: 2.50	
exoRNA 003-0		✓	RIN: 2.30	
exoRNA 003-1 (2)		✓	RIN: 2.40	
Sample 8				
Sample 9				
Sample 10				
Sample 11				
Ladder		✓	All Other Samples	

Chip Lot #

Reagent Kit Lot #

Chip Comments :

Assay Class: Eukaryote Total RNA Pico
Data Path: C:\...ents and Settings\Bioanalyzer\2012-03-14\2012-03-14_003.xad

Created: 3/14/2012 2:18:48 PM
Modified: 3/28/2012 10:41:49 AM

Electrophoresis Assay Details

General Analysis Settings

Number of Available Sample and Ladder Wells (Max.) : 12
Minimum Visible Range [s] : 17
Maximum Visible Range [s] : 70
Start Analysis Time Range [s] : 18
End Analysis Time Range [s] : 69
Ladder Concentration [pg/μl] : 1000
Lower Marker Concentration [pg/μl] : 0
Upper Marker Concentration [pg/μl] : 0
Used Lower Marker for Quantitation
Standard Curve Fit is Logarithmic
Show Data Aligned to Lower Marker

Integrator Settings

Integration Start Time [s] : 18
Integration End Time [s] : 69
Slope Threshold : 0.6
Height Threshold [FU] : 0.5
Area Threshold : 0.2
Width Threshold [s] : 0.3
Baseline Plateau [s] : 6

Filter Settings

Filter Width [s] : 0.5
Polynomial Order : 4

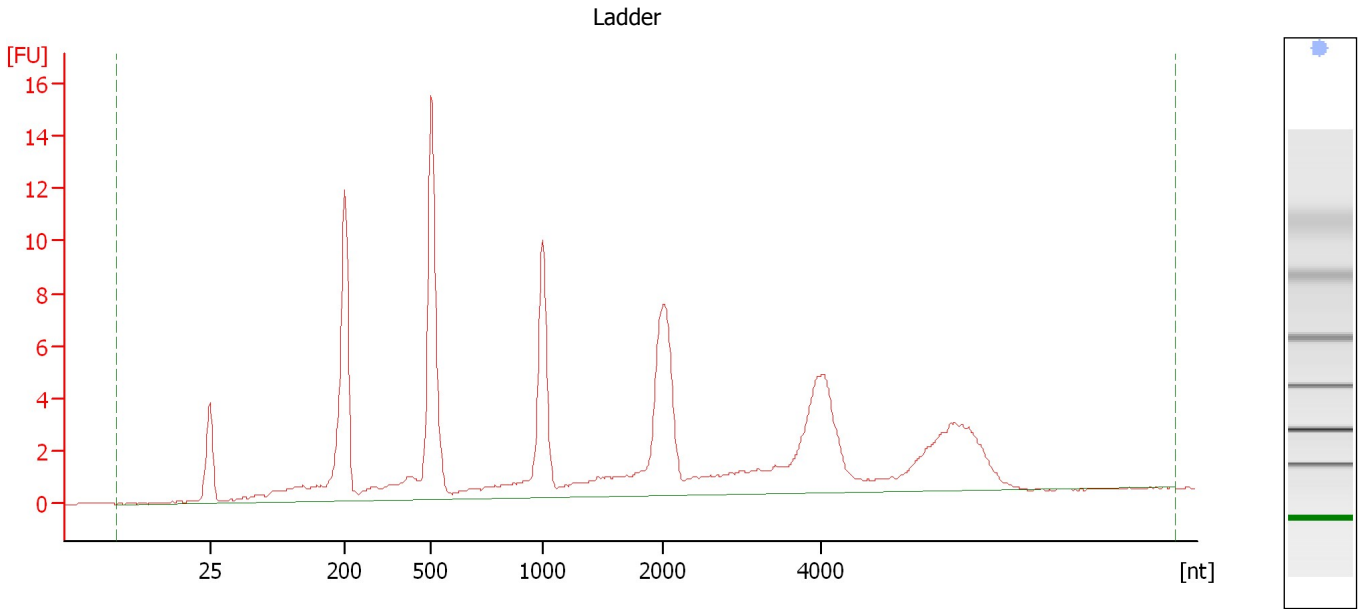
Ladder

Ladder Peak	Size
1	25
2	200
3	500
4	1000
5	2000
6	4000

Assay Class: Eukaryote Total RNA Pico
Data Path: C:\...ents and Settings\Bioanalyzer\2012-03-14\2012-03-14_003.xad

Created: 3/14/2012 2:18:48 PM
Modified: 3/28/2012 10:41:49 AM

Electropherogram Summary



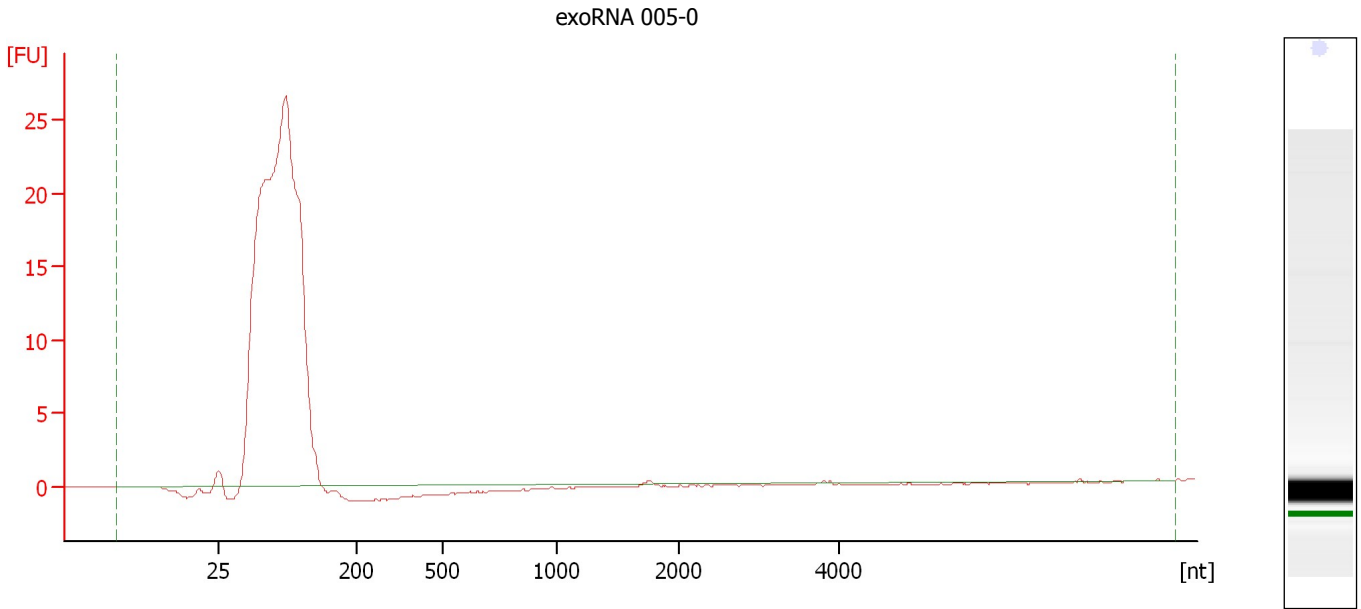
Overall Results for Ladder

RNA Area:	126.0	Result Flagging Color:	
RNA Concentration:	1,000 pg/μl	Result Flagging Label:	All Other Samples

Assay Class: Eukaryote Total RNA Pico
Data Path: C:\...ents and Settings\Bioanalyzer\2012-03-14\2012-03-14_003.xad

Created: 3/14/2012 2:18:48 PM
Modified: 3/28/2012 10:41:49 AM

Electropherogram Summary Continued ...



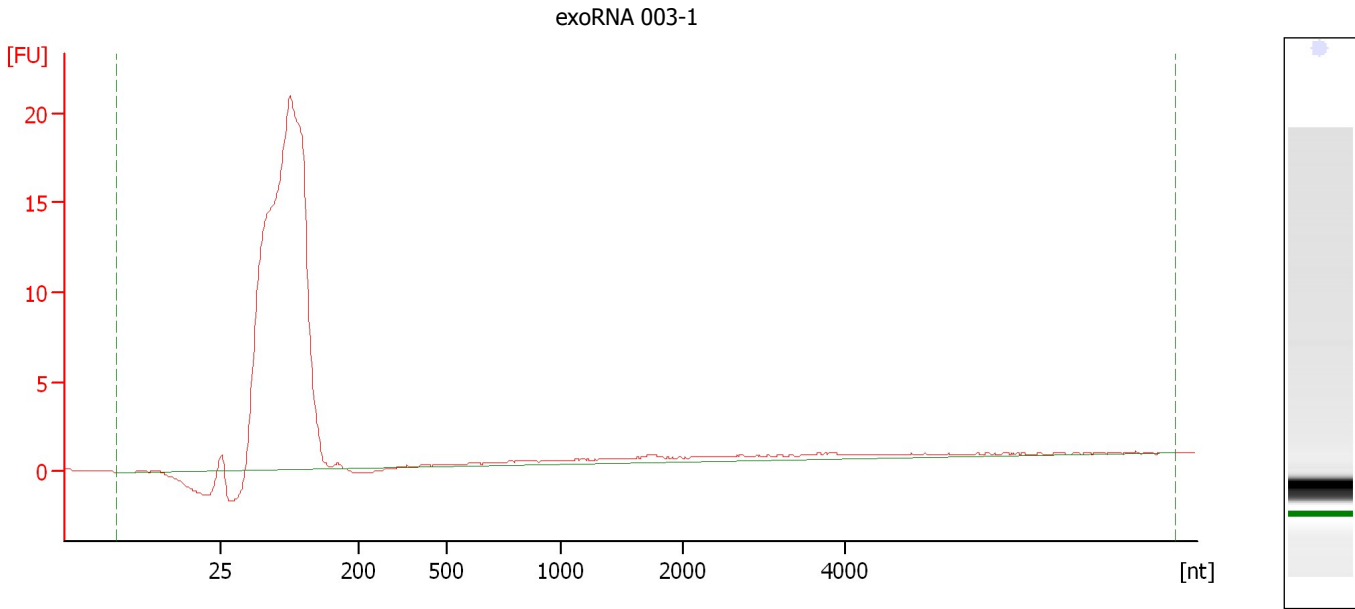
Overall Results for sample 1 : exoRNA 005-0

RNA Area:	211.7	RNA Integrity Number (RIN):	2.6 (B.02.08, Anomaly Threshold(s) manually adapted)
RNA Concentration:	1,680 pg/μl		
rRNA Ratio [28s / 18s]:	0.0	Result Flagging Color:	
		Result Flagging Label:	RIN: 2.60

Assay Class: Eukaryote Total RNA Pico
Data Path: C:\...ents and Settings\Bioanalyzer\2012-03-14\2012-03-14_003.xad

Created: 3/14/2012 2:18:48 PM
Modified: 3/28/2012 10:41:49 AM

Electropherogram Summary Continued ...



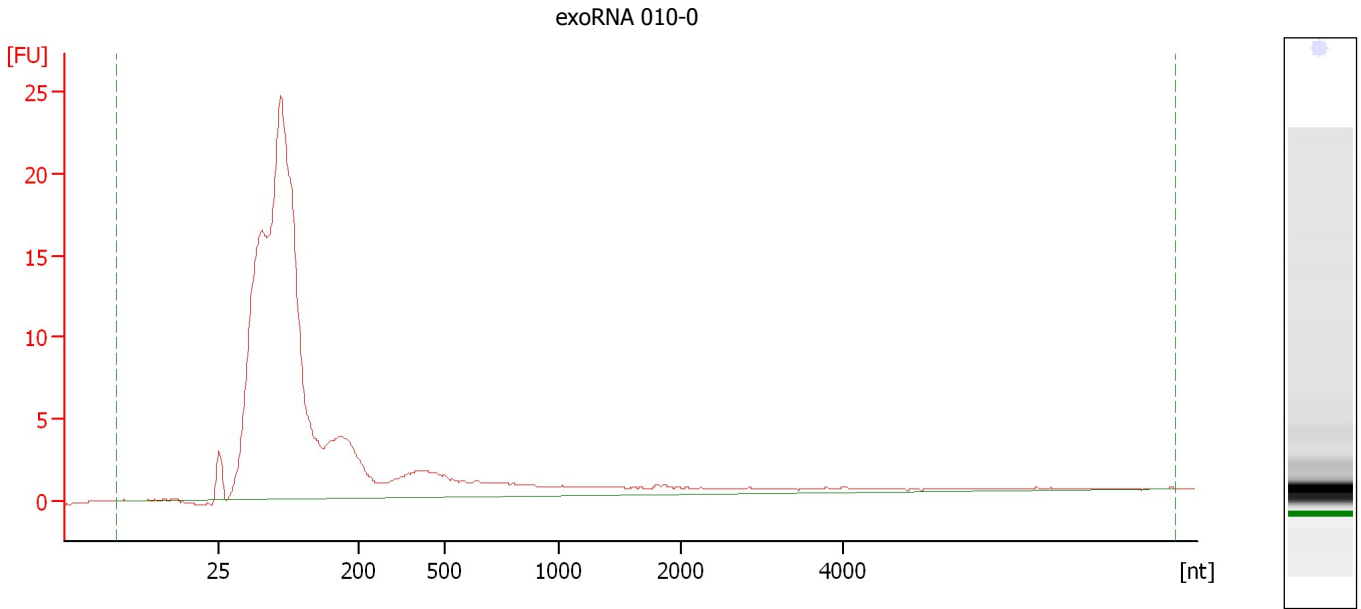
Overall Results for sample 2 : exoRNA 003-1

RNA Area:	176.1	RNA Integrity Number (RIN):	2.4 (B.02.08, Anomaly Threshold(s) manually adapted)
RNA Concentration:	1,398 pg/μl	Result Flagging Color:	
rRNA Ratio [28s / 18s]:	0.0	Result Flagging Label:	RIN: 2.40

Assay Class: Eukaryote Total RNA Pico
Data Path: C:\...ents and Settings\Bioanalyzer\2012-03-14\2012-03-14_003.xad

Created: 3/14/2012 2:18:48 PM
Modified: 3/28/2012 10:41:49 AM

Electropherogram Summary Continued ...



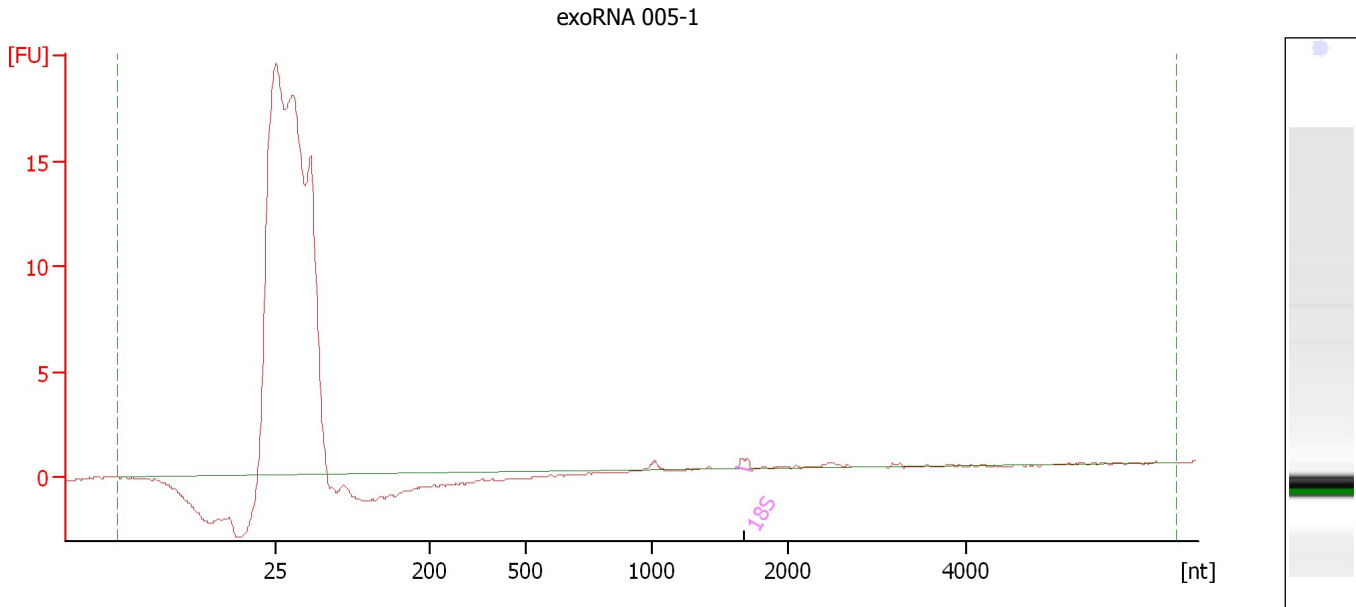
Overall Results for sample 3 : exoRNA 010-0

RNA Area:	244.1	RNA Integrity Number (RIN):	2.4 (B.02.08, Anomaly Threshold(s) manually adapted)
RNA Concentration:	1,937 pg/μl	Result Flagging Color:	
rRNA Ratio [28s / 18s]:	0.0	Result Flagging Label:	RIN: 2.40

Assay Class: Eukaryote Total RNA Pico
Data Path: C:\...ents and Settings\Bioanalyzer\2012-03-14\2012-03-14_003.xad

Created: 3/14/2012 2:18:48 PM
Modified: 3/28/2012 10:41:49 AM

Electropherogram Summary Continued ...



Overall Results for sample 4 : exoRNA 005-1

RNA Area:	83.8	RNA Integrity Number (RIN):	2.4 (B.02.08, Anomaly Threshold(s) manually adapted)
RNA Concentration:	665 µg/µl		
rRNA Ratio [28s / 18s]:	0.0	Result Flagging Color:	
		Result Flagging Label:	RIN: 2.40

Fragment table for sample 4 : exoRNA 005-1

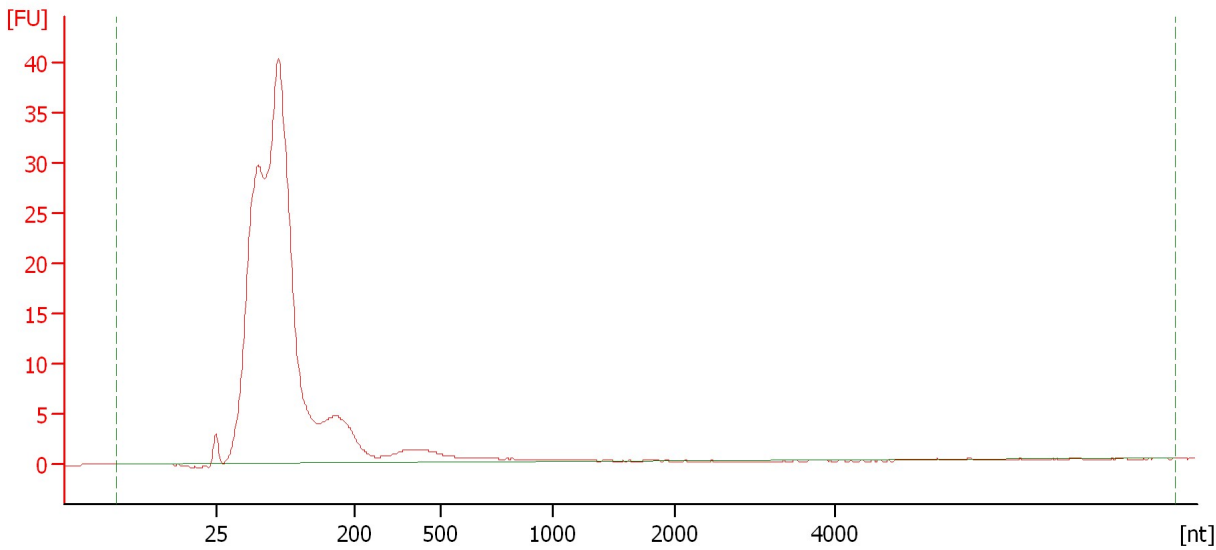
Name	Start Size [nt]	End Size [nt]	Area	% of total Area
18S	1,629	1,747	0.4	0.5

Assay Class: Eukaryote Total RNA Pico
Data Path: C:\...ents and Settings\Bioanalyzer\2012-03-14\2012-03-14_003.xad

Created: 3/14/2012 2:18:48 PM
Modified: 3/28/2012 10:41:49 AM

Electropherogram Summary Continued ...

exoRNA 010-1



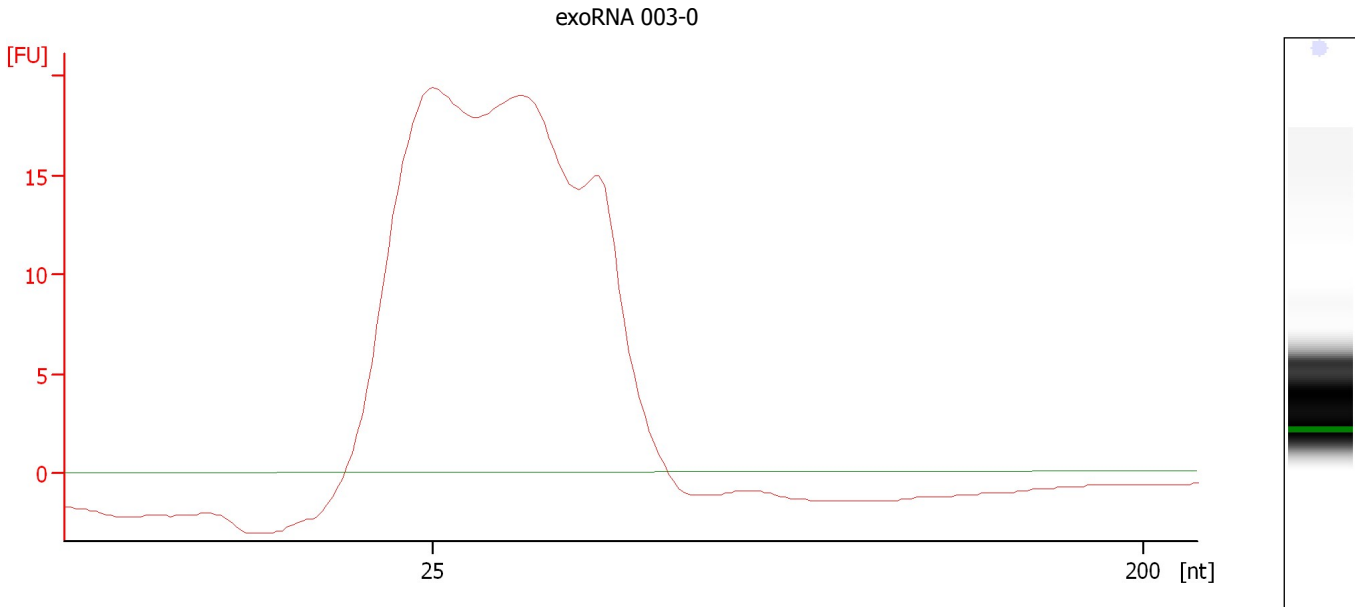
Overall Results for sample 5 : exoRNA 010-1

RNA Area:	338.1	RNA Integrity Number (RIN):	2.5 (B.02.08, Anomaly Threshold(s) manually adapted)
RNA Concentration:	2,683 pg/μl		
rRNA Ratio [28s / 18s]:	0.0	Result Flagging Color:	
		Result Flagging Label:	RIN: 2.50

Assay Class: Eukaryote Total RNA Pico
Data Path: C:\...ents and Settings\Bioanalyzer\2012-03-14\2012-03-14_003.xad

Created: 3/14/2012 2:18:48 PM
Modified: 3/28/2012 10:41:49 AM

Electropherogram Summary Continued ...



Overall Results for sample 6 : exoRNA 003-0

RNA Area:	89.3	RNA Integrity Number (RIN):	2.3 (B.02.08, Anomaly Threshold(s) manually adapted)
RNA Concentration:	708 µg/µl		
rRNA Ratio [28s / 18s]:	0.0	Result Flagging Color:	
		Result Flagging Label:	RIN: 2.30

Fragment table for sample 6 : exoRNA 003-0

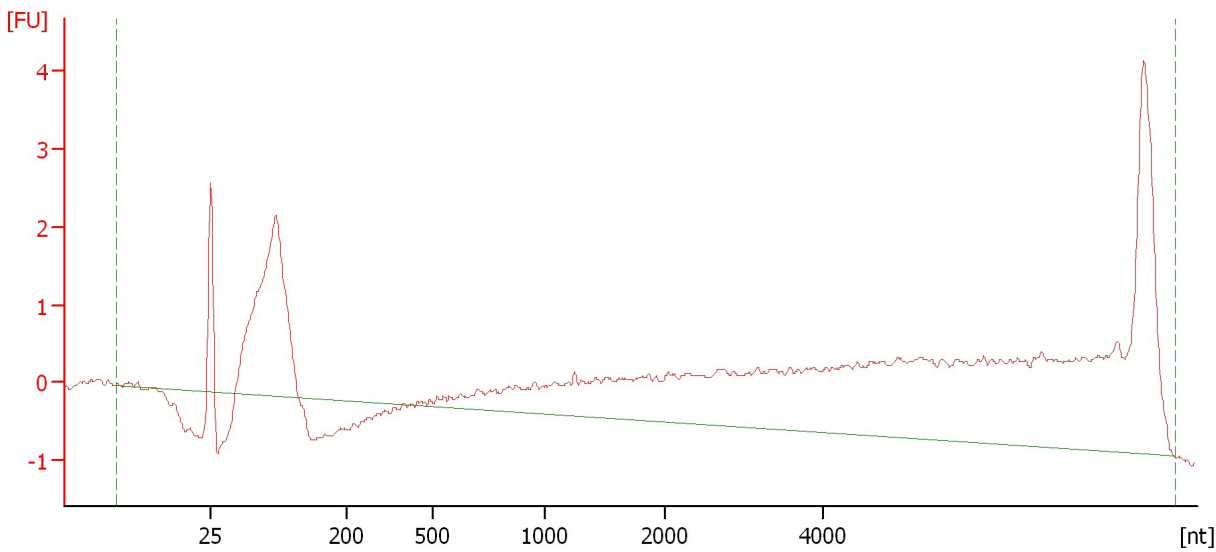
Name	Start Size [nt]	End Size [nt]	Area	% of total Area
18S	2,010	2,120	0.2	0.2

Assay Class: Eukaryote Total RNA Pico
Data Path: C:\...ents and Settings\Bioanalyzer\2012-03-14\2012-03-14_003.xad

Created: 3/14/2012 2:18:48 PM
Modified: 3/28/2012 10:41:49 AM

Electropherogram Summary Continued ...

exoRNA 003-1 (2)



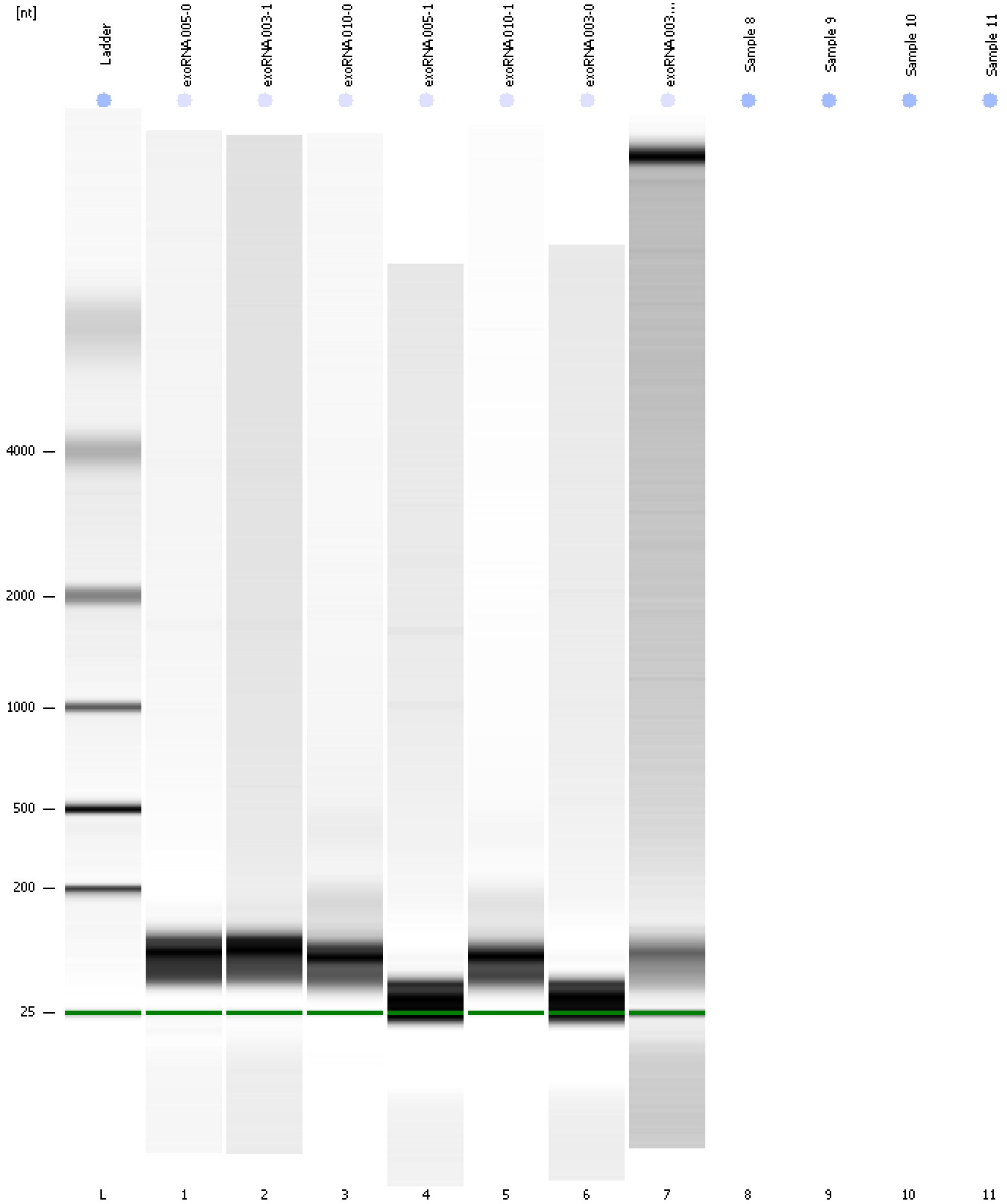
Overall Results for sample 7 : exoRNA 003-1 (2)

RNA Area:	66.3	RNA Integrity Number (RIN):	2.4 (B.02.08, Anomaly Threshold(s) manually adapted)
RNA Concentration:	526 µg/µl	Result Flagging Color:	
rRNA Ratio [28s / 18s]:	0.0	Result Flagging Label:	RIN: 2.40

Assay Class: Eukaryote Total RNA Pico
Data Path: C:\...ents and Settings\Bioanalyzer\2012-03-14\2012-03-14_003.xad

Created: 3/14/2012 2:18:48 PM
Modified: 3/28/2012 10:41:49 AM

Gel Image



Assay Class: Eukaryote Total RNA Pico
Data Path: C:\...ents and Settings\Bioanalyzer\2012-03-14\2012-03-14_003.xad

Created: 3/14/2012 2:18:48 PM
Modified: 3/28/2012 10:41:49 AM

Invalid Samples

Sample 8 has not been run, no results available.

Sample 9 has not been run, no results available.

Sample 10 has not been run, no results available.

Sample 11 has not been run, no results available.

Assay Class: Eukaryote Total RNA Pico
 Data Path: C:\...ents and Settings\Bioanalyzer\2012-03-14\2012-03-14_003.xad

Created: 3/14/2012 2:18:48 PM
 Modified: 3/28/2012 10:41:49 AM

Run Logbook

Description	Number	Source	Category	Sub Category	Time	Time Zone	User	Host
Run ended on port 1 (Number of wells acquired: 8)		Instrument	Run		3/14/2012 2:35:58 PM	(GMT --07:00) Pacific Standard Time	UC Davis	D8XSMGH1
Run started on port 1 (File: C:\Documents and Settings\Bioanalyzer\2012-03-14\2012-03-14_003.xad)		Instrument	Run		3/14/2012 2:18:53 PM	(GMT --07:00) Pacific Standard Time	UC Davis	D8XSMGH1
Product Number : G2938B		Instrument	Run		3/14/2012 2:18:53 PM	(GMT --07:00) Pacific Standard Time	UC Davis	D8XSMGH1
Name :		Instrument	Run		3/14/2012 2:18:53 PM	(GMT --07:00) Pacific Standard Time	UC Davis	D8XSMGH1
Vendor : Agilent Technologies		Instrument	Run		3/14/2012 2:18:53 PM	(GMT --07:00) Pacific Standard Time	UC Davis	D8XSMGH1
Serial# : DE13701086		Instrument	Run		3/14/2012 2:18:53 PM	(GMT --07:00) Pacific Standard Time	UC Davis	D8XSMGH1
Firmware : C.01.069		Instrument	Run		3/14/2012 2:18:53 PM	(GMT --07:00) Pacific Standard Time	UC Davis	D8XSMGH1
Cartridge : Electrode		Instrument	Run		3/14/2012 2:18:53 PM	(GMT --07:00) Pacific Standard Time	UC Davis	D8XSMGH1