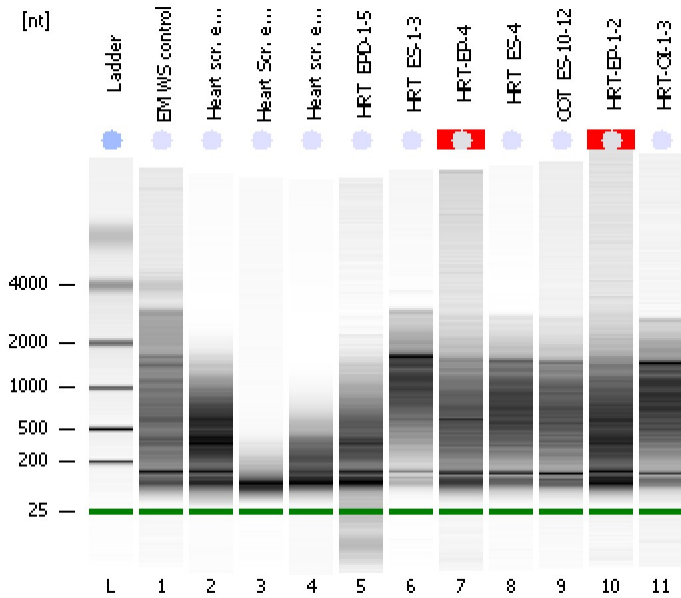


Assay Class: Eukaryote Total RNA Pico
Data Path: C:\...ents and Settings\Bioanalyzer\2012-04-09\2012-04-09_004.xad

Created: 4/9/2012 12:31:01 PM
Modified: 4/9/2012 12:54:04 PM

Electrophoresis File Run Summary



Instrument Information:

Instrument Name: DE13701086 Firmware: C.01.069
Serial#: DE13701086 Type: G2938B

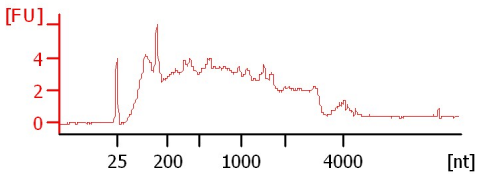
Assay Information:

Assay Origin Path: C:\Program Files\Agilent\2100 bioanalyzer\2100 expert\assays\RNA\Eukaryote Total RNA Pico Series II.xsy
Assay Class: Eukaryote Total RNA Pico
Version: 2.6
Assay Comments: Total RNA Analysis pg sensitivity (Eukaryote)
© Copyright 2003 - 2009 Agilent Technologies, Inc.

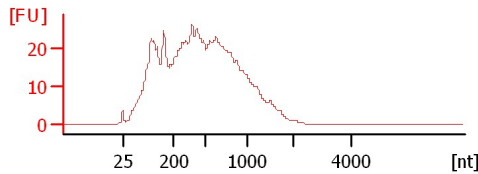
Chip Information:

Chip Lot #:
Reagent Kit Lot #:
Chip Comments:

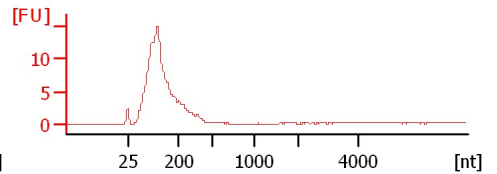
EM WS control
RIN: 2.60



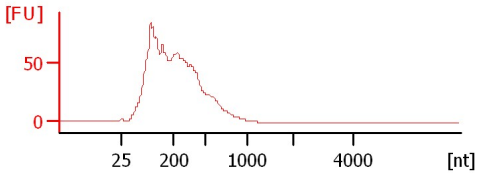
Heart scr. embed 3/12
RIN: 1.80



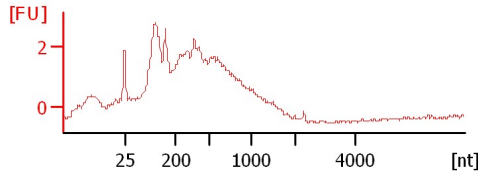
Heart Scr. embed 3/22
RIN: 2.50



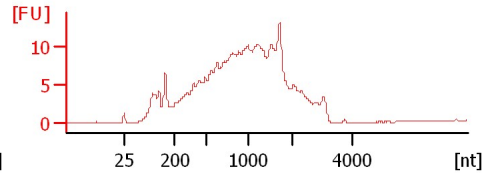
Heart scr. embed 3/15
RIN: 2.10



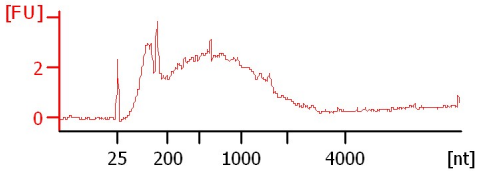
HRT_EPD-1-5
RIN: 2.30



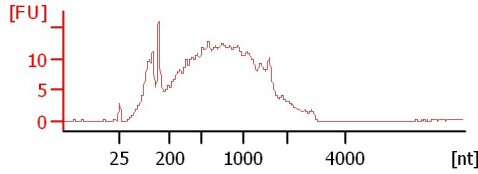
HRT_ES-1-3
RIN: 2.70



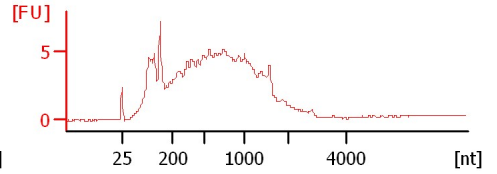
HRT-EP-4
RIN N/A



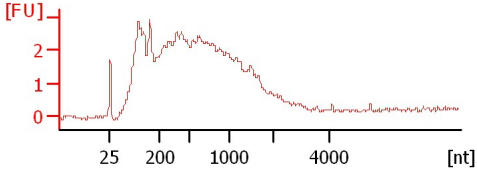
HRT_ES-4
RIN: 2.20



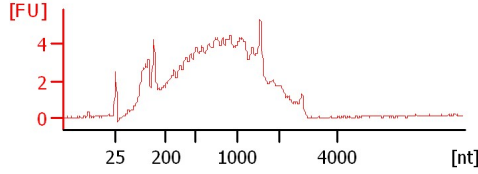
COT_ES-10-12
RIN: 2.30



HRT-EP-1-2
RIN N/A



HRT-OI-1-3
RIN: 3



Assay Class: Eukaryote Total RNA Pico
Data Path: C:\...ents and Settings\Bioanalyzer\2012-04-09\2012-04-09_004.xad

Created: 4/9/2012 12:31:01 PM
Modified: 4/9/2012 12:54:04 PM

Electrophoresis File Run Summary (Chip Summary)

Sample Name	Sample Comment	Status	Result Label	Result Color
EM WS control		✓	RIN: 2.60	
Heart scr. embed 3/12		✓	RIN: 1.80	
Heart Scr. embed 3/22		✓	RIN: 2.50	
Heart scr. embed 3/15		✓	RIN: 2.10	
HRT_EPD-1-5		✓	RIN: 2.30	
HRT_ES-1-3		✓	RIN: 2.70	
HRT-EP-4		✓	RIN N/A	
HRT_ES-4		✓	RIN: 2.20	
COT_ES-10-12		✓	RIN: 2.30	
HRT-EP-1-2		✓	RIN N/A	
HRT-OI-1-3		✓	RIN:3	
Ladder		✓	All Other Samples	

Chip Lot #

Reagent Kit Lot #

Chip Comments :

Assay Class: Eukaryote Total RNA Pico
Data Path: C:\...ents and Settings\Bioanalyzer\2012-04-09\2012-04-09_004.xad

Created: 4/9/2012 12:31:01 PM
Modified: 4/9/2012 12:54:04 PM

Electrophoresis Assay Details

General Analysis Settings

Number of Available Sample and Ladder Wells (Max.) : 12
Minimum Visible Range [s] : 17
Maximum Visible Range [s] : 70
Start Analysis Time Range [s] : 18
End Analysis Time Range [s] : 69
Ladder Concentration [pg/ μ l] : 1000
Lower Marker Concentration [pg/ μ l] : 0
Upper Marker Concentration [pg/ μ l] : 0
Used Lower Marker for Quantitation
Standard Curve Fit is Logarithmic
Show Data Aligned to Lower Marker

Integrator Settings

Integration Start Time [s] : 18
Integration End Time [s] : 69
Slope Threshold : 0.6
Height Threshold [FU] : 0.5
Area Threshold : 0.2
Width Threshold [s] : 0.3
Baseline Plateau [s] : 6

Filter Settings

Filter Width [s] : 0.5
Polynomial Order : 4

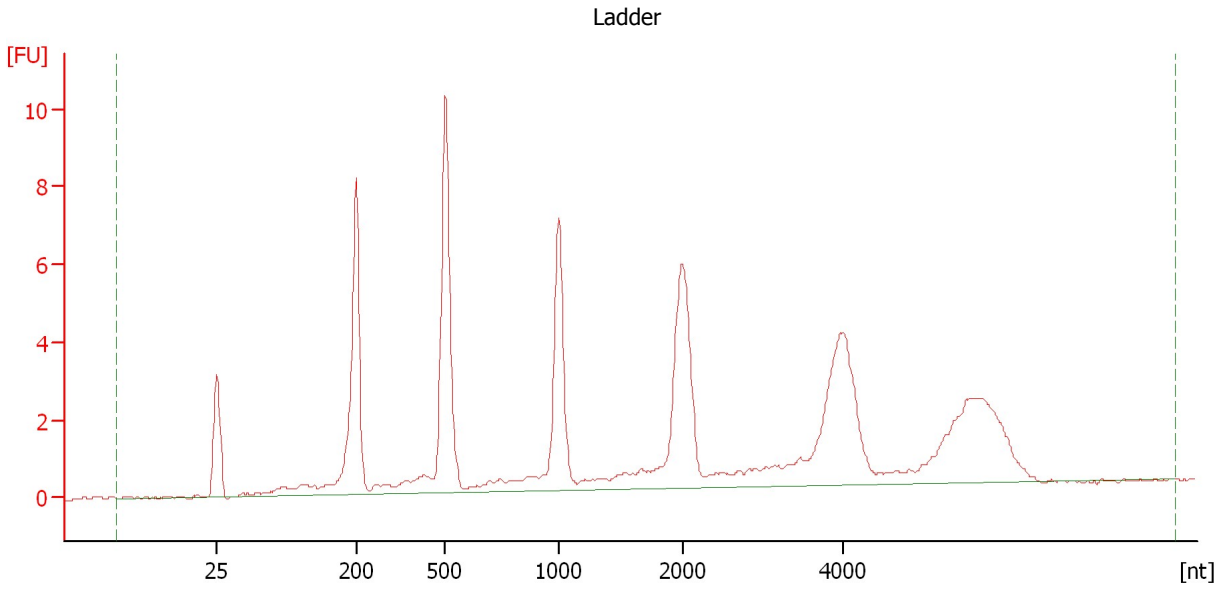
Ladder

Ladder Peak	Size
1	25
2	200
3	500
4	1000
5	2000
6	4000

Assay Class: Eukaryote Total RNA Pico
Data Path: C:\...ents and Settings\Bioanalyzer\2012-04-09\2012-04-09_004.xad

Created: 4/9/2012 12:31:01 PM
Modified: 4/9/2012 12:54:04 PM

Electropherogram Summary



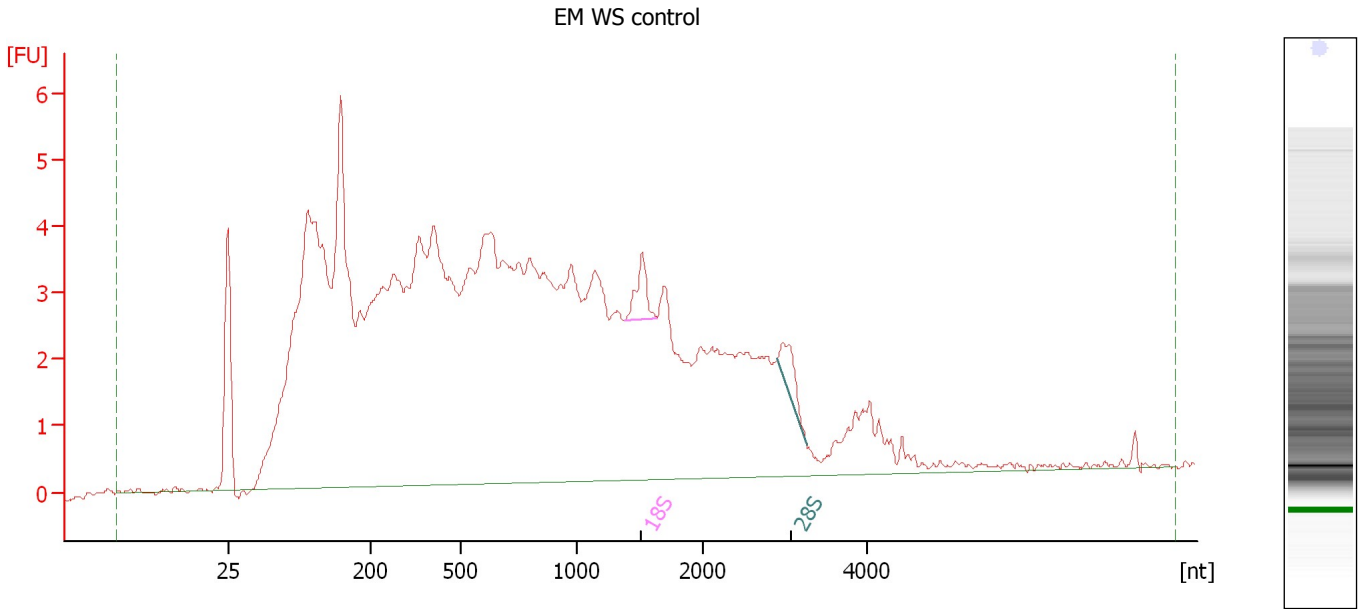
Overall Results for Ladder

RNA Area:	86.5	Result Flagging Color:	
RNA Concentration:	1,000 pg/μl	Result Flagging Label:	All Other Samples

Assay Class: Eukaryote Total RNA Pico
 Data Path: C:\...ents and Settings\Bioanalyzer\2012-04-09\2012-04-09_004.xad

Created: 4/9/2012 12:31:01 PM
 Modified: 4/9/2012 12:54:04 PM

Electropherogram Summary Continued ...



Overall Results for sample 1 : EM WS control

RNA Area:	193.1	RNA Integrity Number (RIN):	2.6 (B.02.08)
RNA Concentration:	2,234 pg/μl	Result Flagging Color:	
rRNA Ratio [28s / 18s]:	0.9	Result Flagging Label:	RIN: 2.60

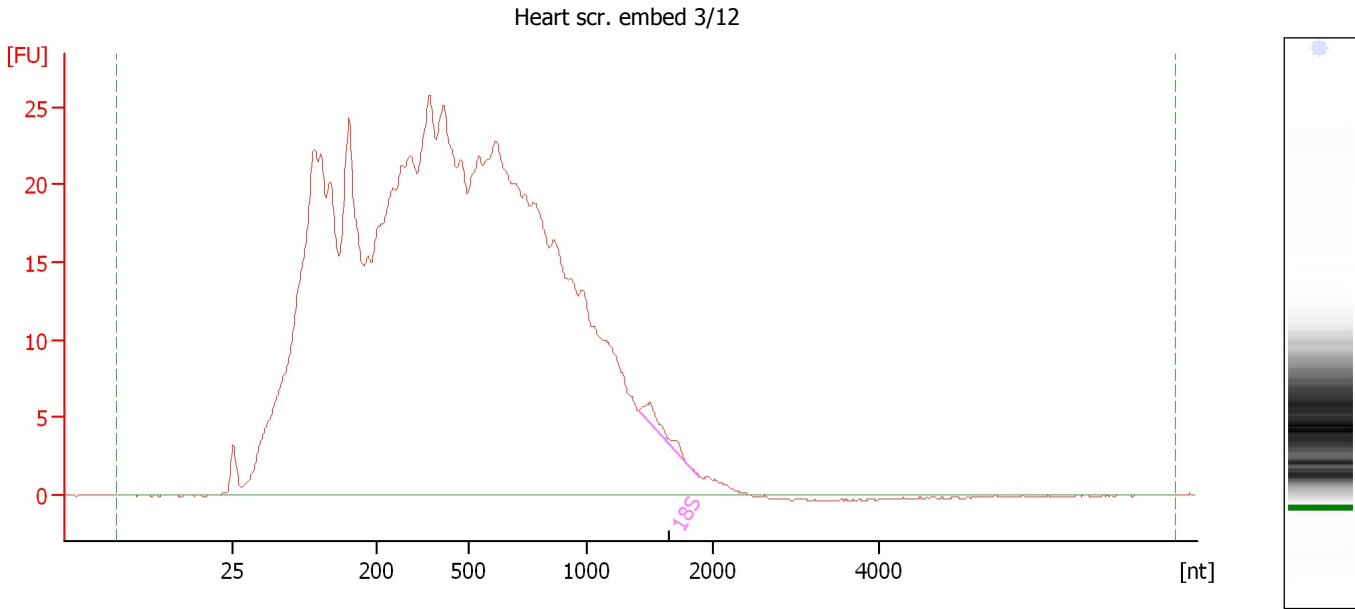
Fragment table for sample 1 : EM WS control

Name	Start Size [nt]	End Size [nt]	Area	% of total Area
18S	1,378	1,642	1.2	0.6
28S	2,908	3,258	1.1	0.5

Assay Class: Eukaryote Total RNA Pico
Data Path: C:\...ents and Settings\Bioanalyzer\2012-04-09\2012-04-09_004.xad

Created: 4/9/2012 12:31:01 PM
Modified: 4/9/2012 12:54:04 PM

Electropherogram Summary Continued ...



Overall Results for sample 2 : Heart scr. embed 3/12

RNA Area:	888.1	RNA Integrity Number (RIN):	1.8 (B.02.08)
RNA Concentration:	10,272 pg/μl	Result Flagging Color:	
rRNA Ratio [28s / 18s]:	0.0	Result Flagging Label:	RIN: 1.80

Fragment table for sample 2 : Heart scr. embed 3/12

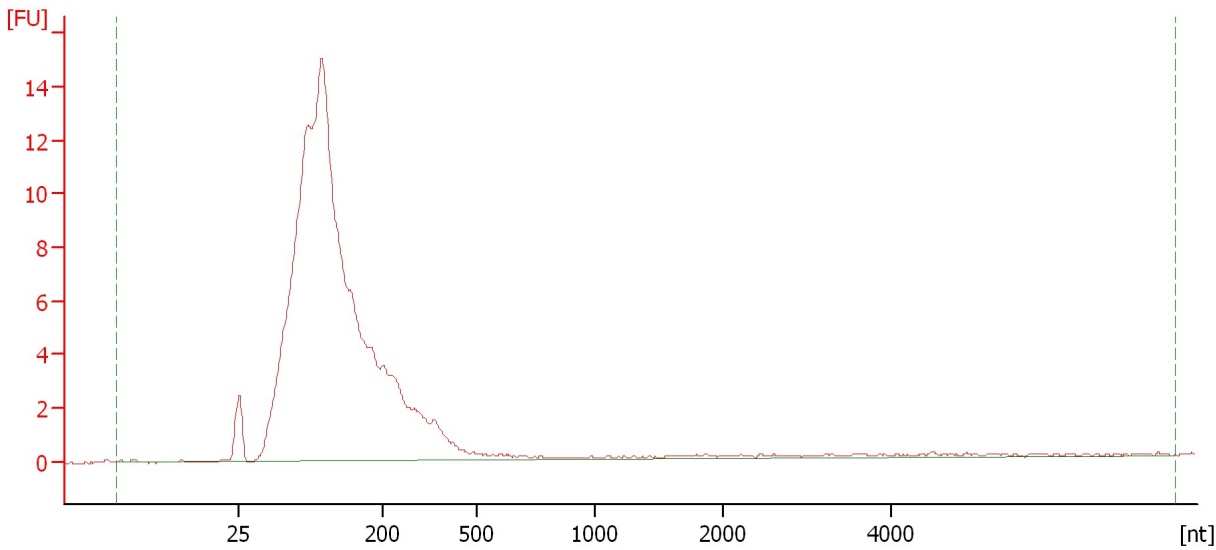
Name	Start Size [nt]	End Size [nt]	Area	% of total Area
18S	1,413	1,894	3.1	0.3

Assay Class: Eukaryote Total RNA Pico
Data Path: C:\...ents and Settings\Bioanalyzer\2012-04-09\2012-04-09_004.xad

Created: 4/9/2012 12:31:01 PM
Modified: 4/9/2012 12:54:04 PM

Electropherogram Summary Continued ...

Heart Scr. embed 3/22



Overall Results for sample 3 : Heart Scr. embed 3/22

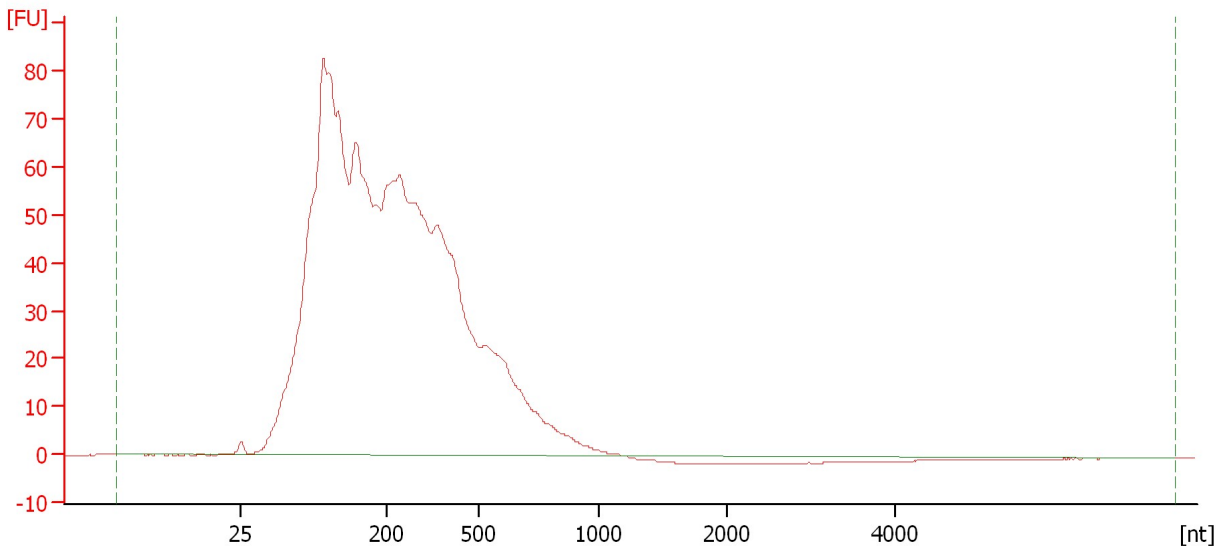
RNA Area:	164.2	RNA Integrity Number (RIN):	2.5 (B.02.08)
RNA Concentration:	1,899 pg/ μ l	Result Flagging Color:	
rRNA Ratio [28s / 18s]:	0.0	Result Flagging Label:	RIN: 2.50

Assay Class: Eukaryote Total RNA Pico
Data Path: C:\...ents and Settings\Bioanalyzer\2012-04-09\2012-04-09_004.xad

Created: 4/9/2012 12:31:01 PM
Modified: 4/9/2012 12:54:04 PM

Electropherogram Summary Continued ...

Heart scr. embed 3/15



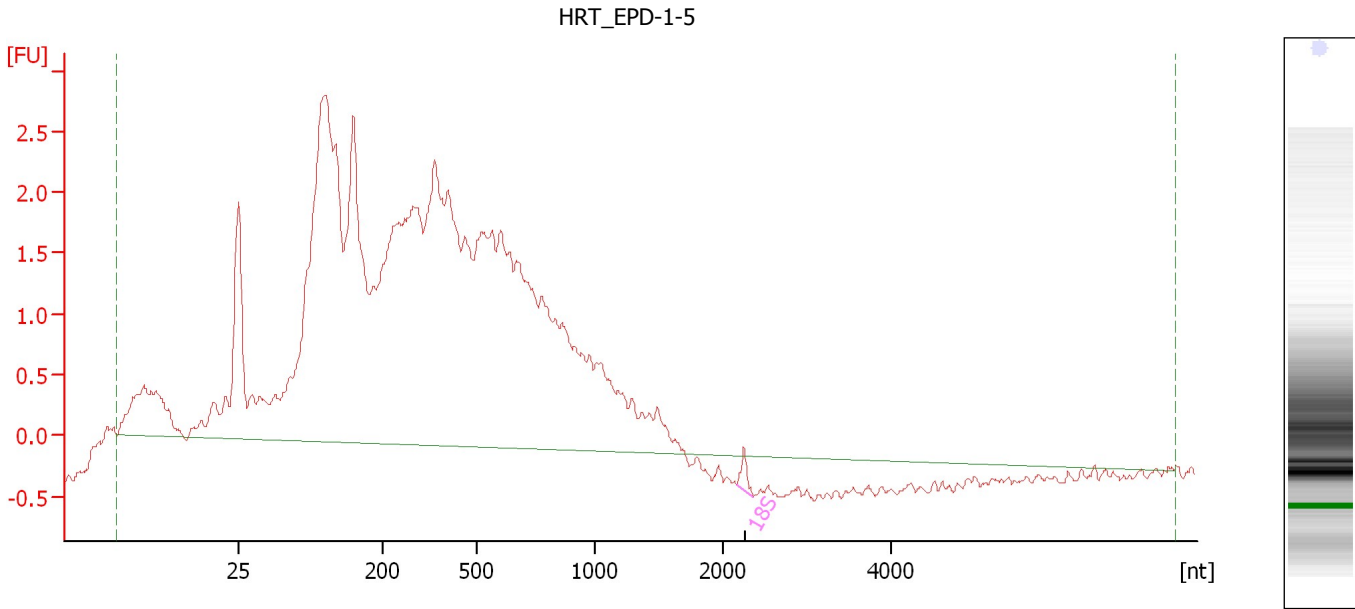
Overall Results for sample 4 : Heart scr. embed 3/15

RNA Area:	1,610.0	RNA Integrity Number (RIN):	2.1 (B.02.08)
RNA Concentration:	18,622 pg/ μ l	Result Flagging Color:	
rRNA Ratio [28s / 18s]:	0.0	Result Flagging Label:	RIN: 2.10

Assay Class: Eukaryote Total RNA Pico
Data Path: C:\...ents and Settings\Bioanalyzer\2012-04-09\2012-04-09_004.xad

Created: 4/9/2012 12:31:01 PM
Modified: 4/9/2012 12:54:04 PM

Electropherogram Summary Continued ...



Overall Results for sample 5 : HRT EPD-1-5

RNA Area:	78.4	RNA Integrity Number (RIN):	2.3 (B.02.08)
RNA Concentration:	907 µg/µl	Result Flagging Color:	
rRNA Ratio [28s / 18s]:	0.0	Result Flagging Label:	RIN: 2.30

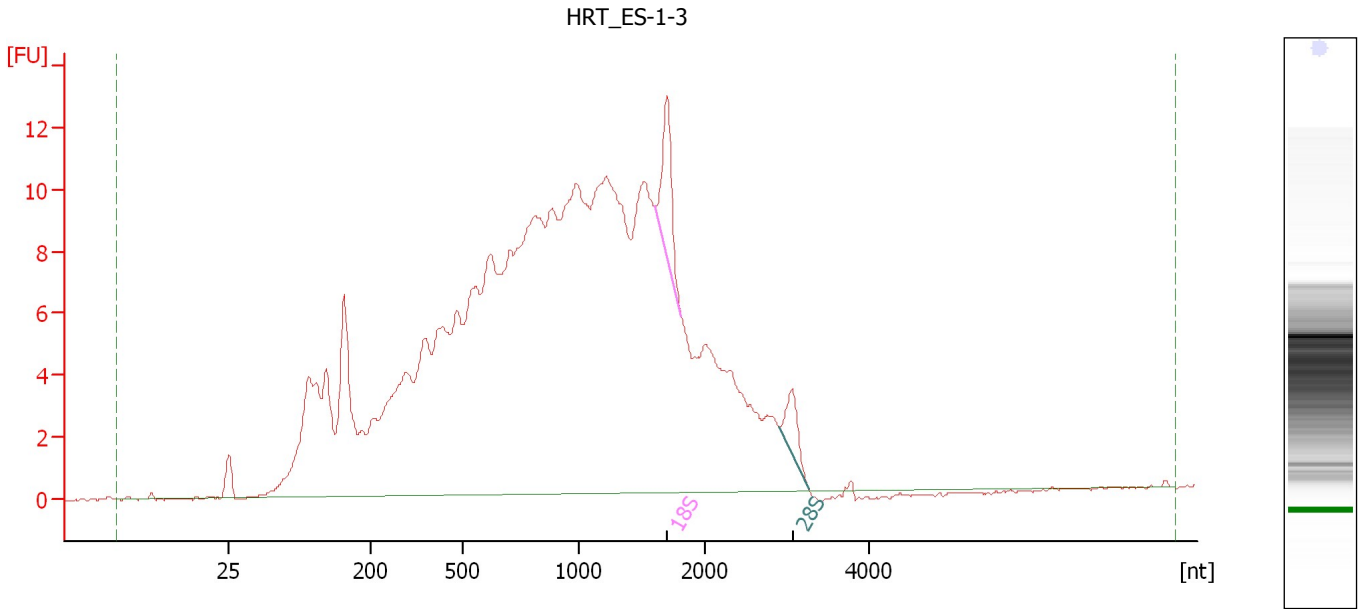
Fragment table for sample 5 : HRT EPD-1-5

Name	Start Size [nt]	End Size [nt]	Area	% of total Area
18S	2,165	2,369	0.2	0.3

Assay Class: Eukaryote Total RNA Pico
 Data Path: C:\...ents and Settings\Bioanalyzer\2012-04-09\2012-04-09_004.xad

Created: 4/9/2012 12:31:01 PM
 Modified: 4/9/2012 12:54:04 PM

Electropherogram Summary Continued ...



Overall Results for sample 6 : HRT_ES-1-3

RNA Area:	351.4	RNA Integrity Number (RIN):	2.7 (B.02.08)
RNA Concentration:	4,064 pg/μl	Result Flagging Color:	
rRNA Ratio [28s / 18s]:	0.4	Result Flagging Label:	RIN: 2.70

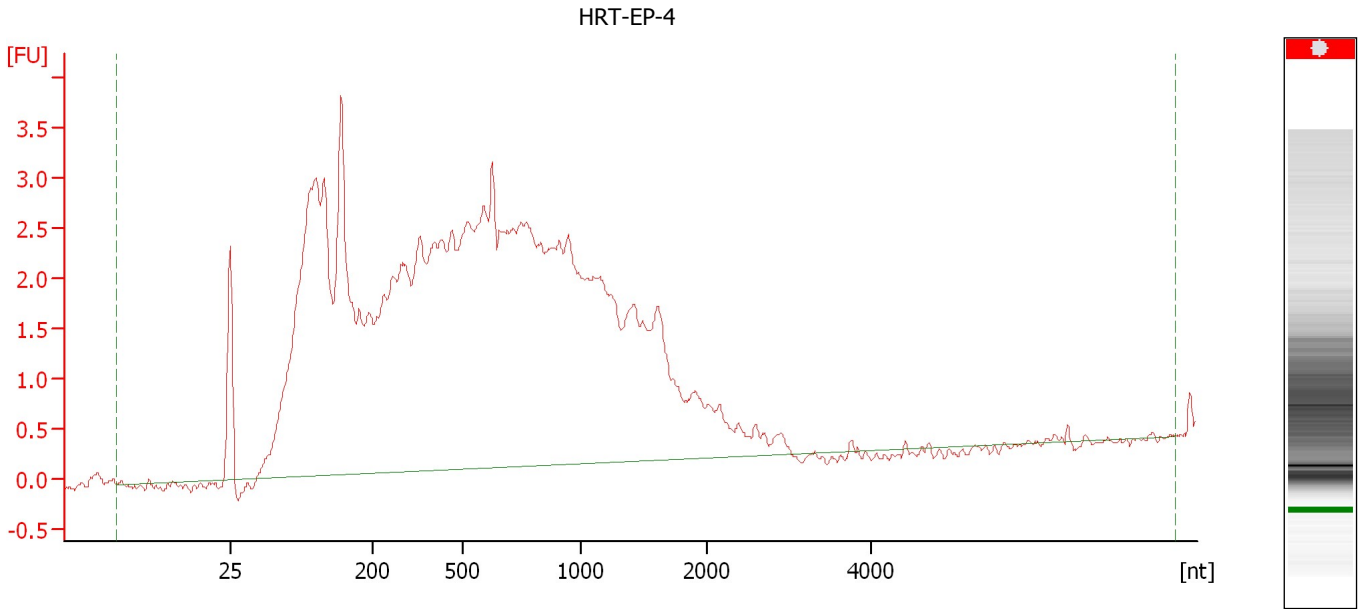
Fragment table for sample 6 : HRT_ES-1-3

Name	Start Size [nt]	End Size [nt]	Area	% of total Area
18S	1,601	1,813	5.9	1.7
28S	2,908	3,257	2.5	0.7


Assay Class: Eukaryote Total RNA Pico
Data Path: C:\...ents and Settings\Bioanalyzer\2012-04-09\2012-04-09_004.xad

Created: 4/9/2012 12:31:01 PM
Modified: 4/9/2012 12:54:04 PM

Electropherogram Summary Continued ...



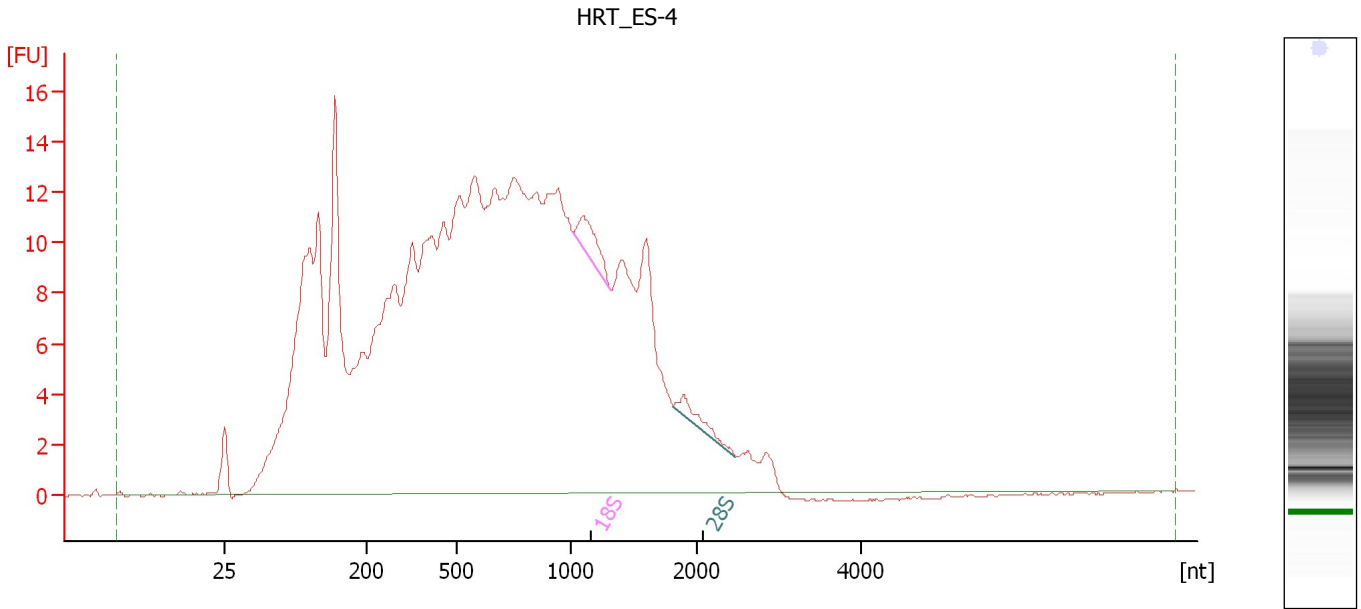
Overall Results for sample 7 : HRT-EP-4

RNA Area:	108.9	RNA Integrity Number (RIN):	N/A (B.02.08)
RNA Concentration:	1,260 pg/μl	Result Flagging Color:	
rRNA Ratio [28s / 18s]:	0.0	Result Flagging Label:	RIN N/A

Assay Class: Eukaryote Total RNA Pico
Data Path: C:\...ents and Settings\Bioanalyzer\2012-04-09\2012-04-09_004.xad

Created: 4/9/2012 12:31:01 PM
Modified: 4/9/2012 12:54:04 PM

Electropherogram Summary Continued ...



Overall Results for sample 8 : HRT_ES-4

RNA Area: 499.6 RNA Integrity Number (RIN): 2.2 (B.02.08)
RNA Concentration: 5,779 µg/µl Result Flagging Color:
rRNA Ratio [28s / 18s]: 0.5 Result Flagging Label: RIN: 2.20

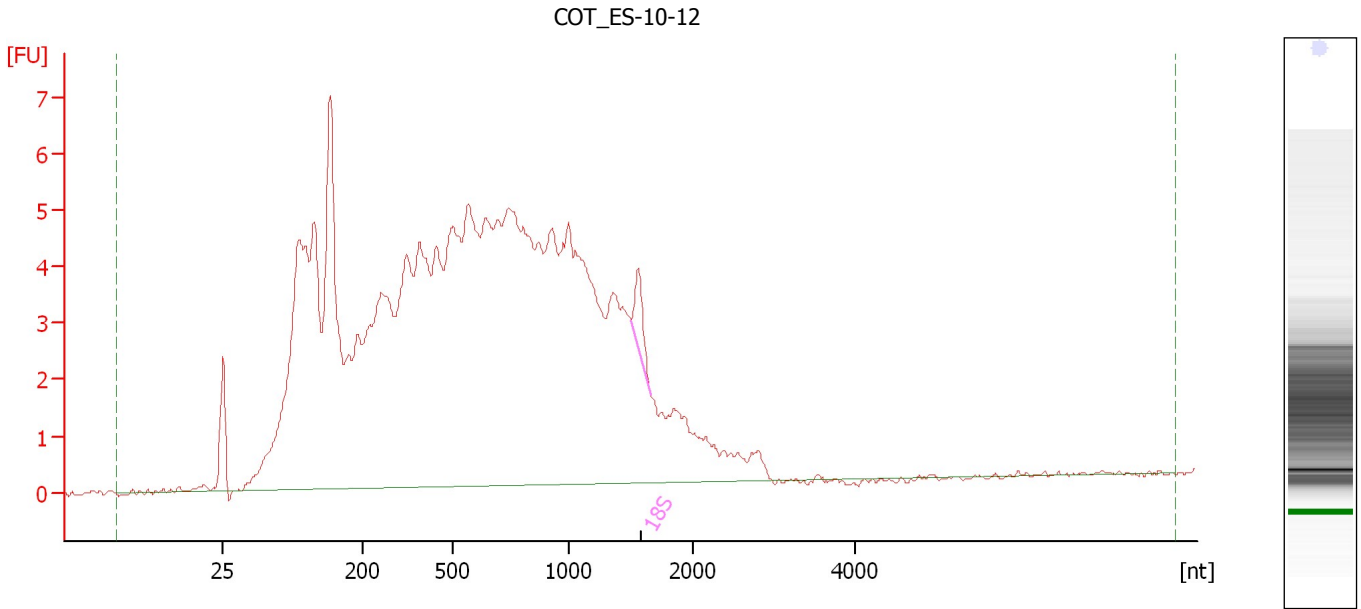
Fragment table for sample 8 : HRT_ES-4

Name	Start Size [nt]	End Size [nt]	Area	% of total Area
18S	1,011	1,311	3.6	0.7
28S	1,817	2,479	1.8	0.4

Assay Class: Eukaryote Total RNA Pico
Data Path: C:\...ents and Settings\Bioanalyzer\2012-04-09\2012-04-09_004.xad

Created: 4/9/2012 12:31:01 PM
Modified: 4/9/2012 12:54:04 PM

Electropherogram Summary Continued ...



Overall Results for sample 9 : COT_ES-10-12

RNA Area:	199.6	RNA Integrity Number (RIN):	2.3 (B.02.08)
RNA Concentration:	2,309 pg/μl	Result Flagging Color:	
rRNA Ratio [28s / 18s]:	0.0	Result Flagging Label:	RIN: 2.30

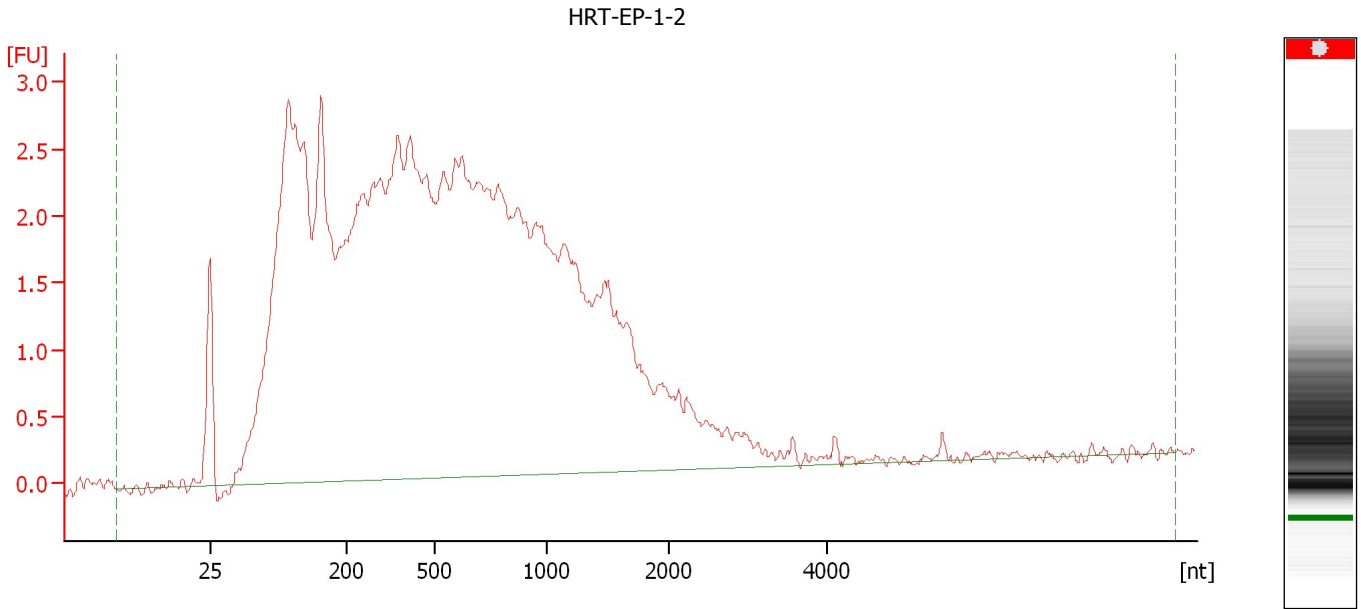
Fragment table for sample 9 : COT_ES-10-12

Name	Start Size [nt]	End Size [nt]	Area	% of total Area
18S	1,505	1,660	1.4	0.7

Assay Class: Eukaryote Total RNA Pico
Data Path: C:\...ents and Settings\Bioanalyzer\2012-04-09\2012-04-09_004.xad

Created: 4/9/2012 12:31:01 PM
Modified: 4/9/2012 12:54:04 PM

Electropherogram Summary Continued ...



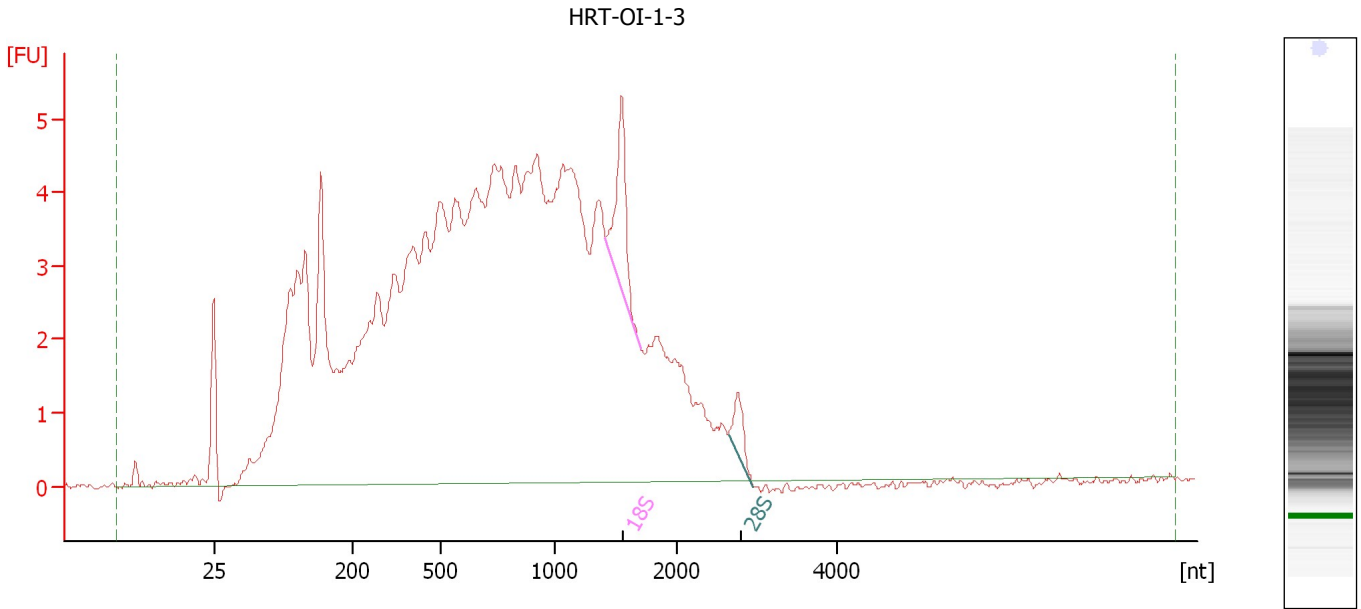
Overall Results for sample 10 : HRT-EP-1-2

RNA Area:	108.5	RNA Integrity Number (RIN):	N/A (B.02.08)
RNA Concentration:	1,255 pg/μl	Result Flagging Color:	
rRNA Ratio [28s / 18s]:	0.0	Result Flagging Label:	RIN N/A

Assay Class: Eukaryote Total RNA Pico
Data Path: C:\...ents and Settings\Bioanalyzer\2012-04-09\2012-04-09_004.xad

Created: 4/9/2012 12:31:01 PM
Modified: 4/9/2012 12:54:04 PM

Electropherogram Summary Continued ...



Overall Results for sample 11 : HRT-OI-1-3

RNA Area: 170.2 RNA Integrity Number (RIN): 3 (B.02.08)
RNA Concentration: 1,968 pg/μl Result Flagging Color:
rRNA Ratio [28s / 18s]: 0.3 Result Flagging Label: RIN:3

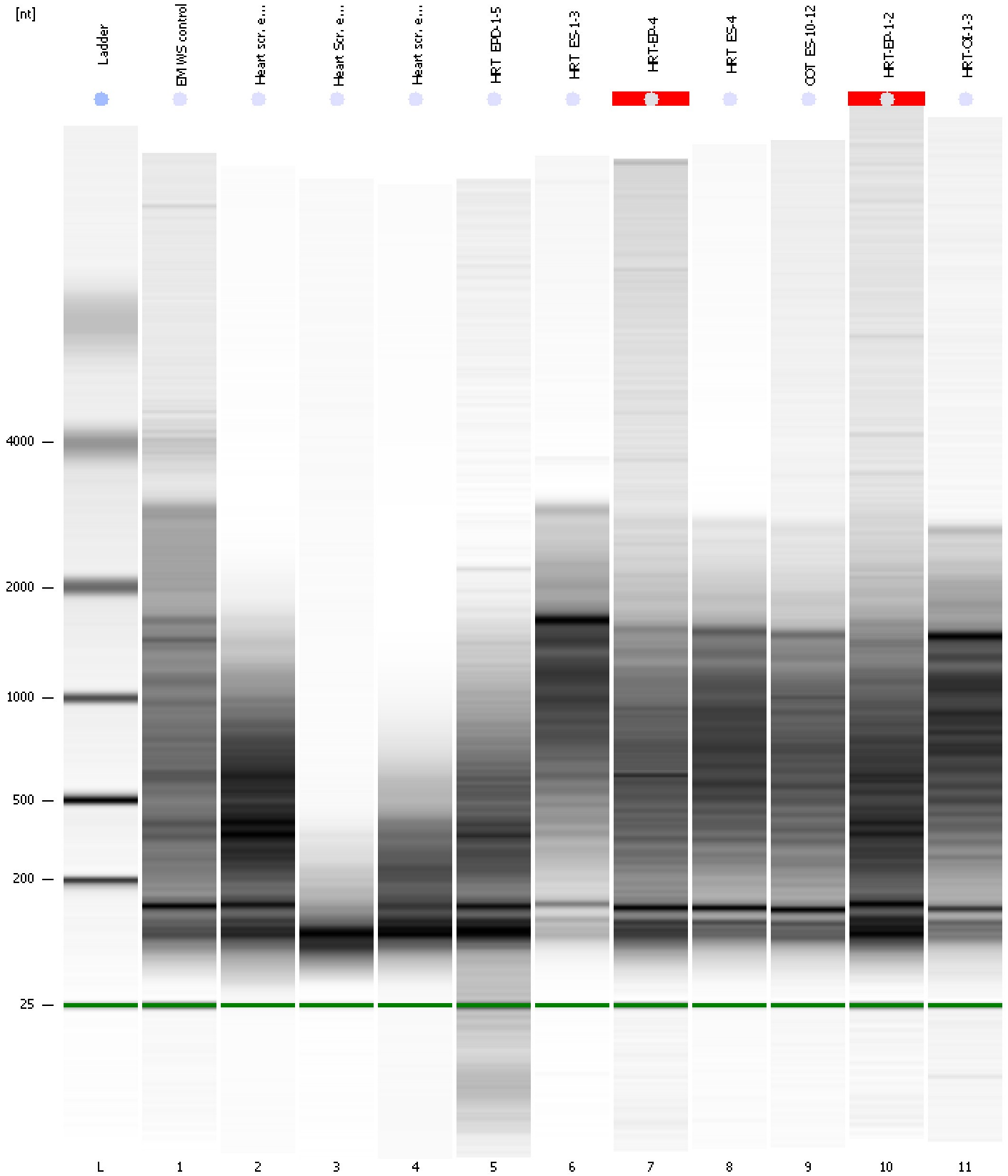
Fragment table for sample 11 : HRT-OI-1-3

Name	Start Size [nt]	End Size [nt]	Area	% of total Area
18S	1,419	1,708	3.1	1.8
28S	2,649	2,968	0.9	0.5

Assay Class: Eukaryote Total RNA Pico
Data Path: C:\...ents and Settings\Bioanalyzer\2012-04-09\2012-04-09_004.xad

Created: 4/9/2012 12:31:01 PM
Modified: 4/9/2012 12:54:04 PM

Gel Image



Assay Class: Eukaryote Total RNA Pico
 Data Path: C:\...ents and Settings\Bioanalyzer\2012-04-09\2012-04-09_004.xad

Created: 4/9/2012 12:31:01 PM
 Modified: 4/9/2012 12:54:04 PM

Run Logbook

Description	Number	Source	Category	Sub Category	Time	Time Zone	User	Host
Run ended on port 1 (Number of wells acquired: 12)		Instrument	Run		4/9/2012 12:53:54 PM	(GMT --07:00) Pacific Standard Time	UC Davis	D8XSMGH1
Run started on port 1 (File: C:\Documents and Settings\Bioanalyzer\2012-04-09\2012-04-09_004.xad)		Instrument	Run		4/9/2012 12:31:07 PM	(GMT --07:00) Pacific Standard Time	UC Davis	D8XSMGH1
Product Number : G2938B		Instrument	Run		4/9/2012 12:31:07 PM	(GMT --07:00) Pacific Standard Time	UC Davis	D8XSMGH1
Name :		Instrument	Run		4/9/2012 12:31:07 PM	(GMT --07:00) Pacific Standard Time	UC Davis	D8XSMGH1
Vendor : Agilent Technologies		Instrument	Run		4/9/2012 12:31:07 PM	(GMT --07:00) Pacific Standard Time	UC Davis	D8XSMGH1
Serial# : DE13701086		Instrument	Run		4/9/2012 12:31:07 PM	(GMT --07:00) Pacific Standard Time	UC Davis	D8XSMGH1
Firmware : C.01.069		Instrument	Run		4/9/2012 12:31:07 PM	(GMT --07:00) Pacific Standard Time	UC Davis	D8XSMGH1
Cartridge : Electrode		Instrument	Run		4/9/2012 12:31:07 PM	(GMT --07:00) Pacific Standard Time	UC Davis	D8XSMGH1