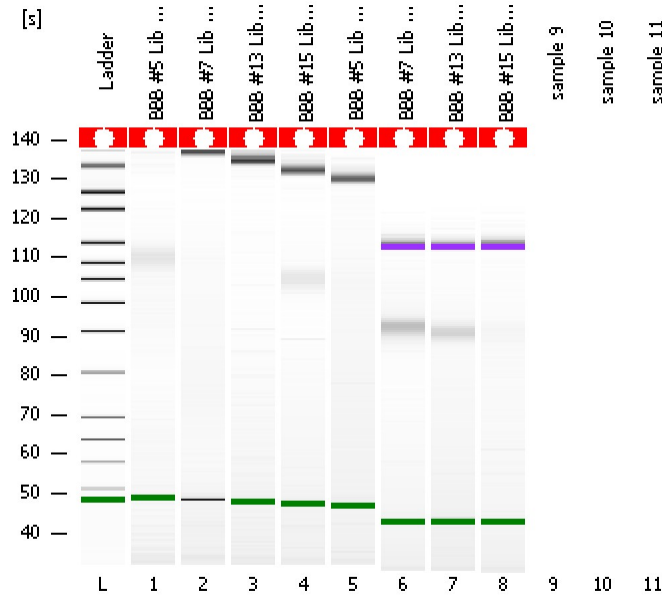


Assay Class: High Sensitivity DNA Assay
Data Path: C:\...ents and Settings\Bioanalyzer\2012-06-08\2012-06-08_003.xad

Created: 6/8/2012 4:21:58 PM
Modified: 6/8/2012 4:54:46 PM

Electrophoresis File Run Summary



Instrument Information:

Instrument Name: DE13701086 Firmware: C.01.069
Serial#: DE13701086 Type: G2938B

Assay Information:

Assay Origin Path: C:\Program Files\Agilent\2100 bioanalyzer\2100 expert\assays\dsDNA\High Sensitivity DNA.xsy
Assay Class: High Sensitivity DNA Assay
Version: 1.03
Assay Comments: Copyright © 2003-2010 Agilent Technologies

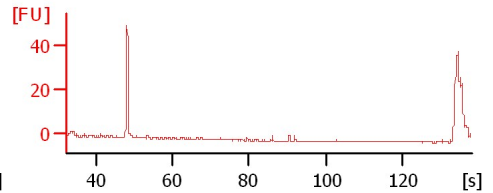
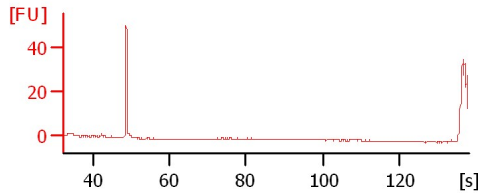
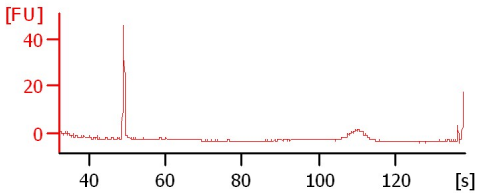
Chip Information:

Chip Lot #:
Reagent Kit Lot #:
Chip Comments:

BBB #5 Lib 650bp Cleanup

BBB #7 Lib 650bp Cleanup

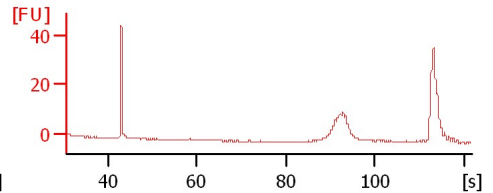
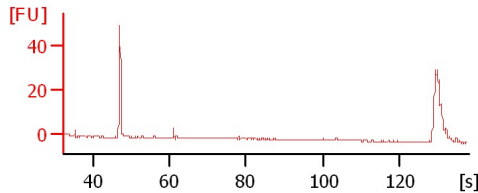
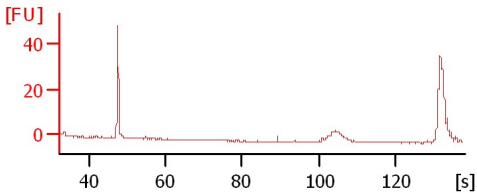
BBB #13 Lib 650bp Cleanup



BBB #15 Lib 650bp Cleanup

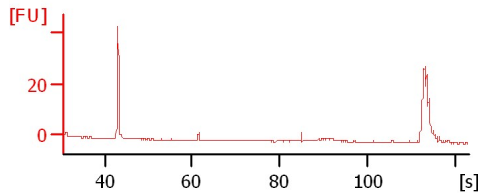
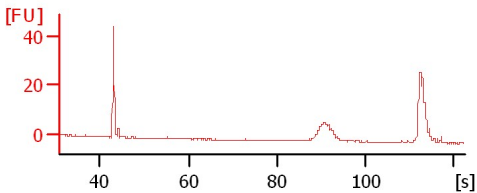
BBB #5 Lib 750bp Cleanup

BBB #7 Lib 650bp Cleanup



BBB #13 Lib 650bp Cleanup

BBB #15 Lib 650bp Cleanup



Assay Class: High Sensitivity DNA Assay
 Data Path: C:\...ents and Settings\Bioanalyzer\2012-06-08\2012-06-08_003.xad

Created: 6/8/2012 4:21:58 PM
 Modified: 6/8/2012 4:54:46 PM

Electrophoresis File Run Summary (Chip Summary)

Sample Name	Sample Comment	Rest. Digest	Status	Observation	Result Label	Result Color
BBB #5 Lib 650bp Cleanup		<input type="checkbox"/>	✓			
BBB #7 Lib 650bp Cleanup		<input type="checkbox"/>	✓			
BBB #13 Lib 650bp Cleanup		<input type="checkbox"/>	✓			
BBB #15 Lib 650bp Cleanup		<input type="checkbox"/>	✓			
BBB #5 Lib 750bp Cleanup		<input type="checkbox"/>	✓			
BBB #7 Lib 650bp Cleanup		<input type="checkbox"/>	✓			
BBB #13 Lib 650bp Cleanup		<input type="checkbox"/>	✓			
BBB #15 Lib 650bp Cleanup		<input type="checkbox"/>	✓			
sample 9		<input type="checkbox"/>				
sample 10		<input type="checkbox"/>				
sample 11		<input type="checkbox"/>				
Ladder		<input type="checkbox"/>	✓			

Chip Lot #

Reagent Kit Lot #

Chip Comments :

Assay Class: High Sensitivity DNA Assay
Data Path: C:\...ents and Settings\Bioanalyzer\2012-06-08\2012-06-08_003.xad

Created: 6/8/2012 4:21:58 PM
Modified: 6/8/2012 4:54:46 PM

Electrophoresis Assay Details

General Analysis Settings

Number of Available Sample and Ladder Wells (Max.) : 12
Minimum Visible Range [s] : 32
Maximum Visible Range [s] : 138
Start Analysis Time Range [s] : 33
End Analysis Time Range [s] : 137.5
Ladder Concentration [pg/μl] : 1950
Uses Standard Area for Ladder Fragments
Lower Marker Concentration [pg/μl] : 125
Upper Marker Concentration [pg/μl] : 75
Used Upper Marker for Quantitation
Standard Curve Fit is Point to Point
Show Data Aligned to Lower and Upper Marker

Integrator Settings

Integration Start Time [s] : 33.05
Integration End Time [s] : 137
Slope Threshold : 0.8
Height Threshold [FU] : 5
Area Threshold : 0.1
Width Threshold [s] : 0.6
Baseline Plateau [s] : 0.5

Filter Settings

Filter Width [s] : 0.5
Polynomial Order : 4

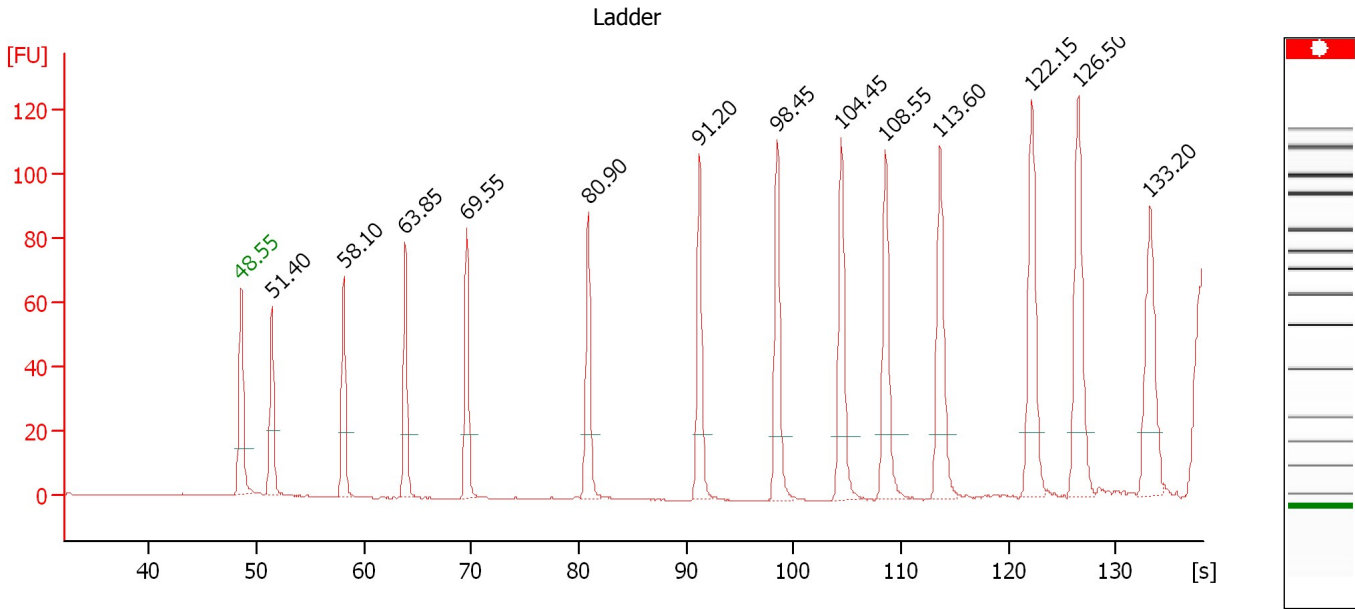
Ladder

Ladder Peak	Size	Area
1	35	160
2	50	210
3	100	208
4	150	221
5	200	242
6	300	270
7	400	305
8	500	306
9	600	336
10	700	321
11	1000	366
12	2000	413
13	3000	411
14	7000	400
15	10380	214

Assay Class: High Sensitivity DNA Assay
 Data Path: C:\...ents and Settings\Bioanalyzer\2012-06-08\2012-06-08_003.xad

Created: 6/8/2012 4:21:58 PM
 Modified: 6/8/2012 4:54:46 PM

Electropherogram Summary



Overall Results for Ladder

Noise: 0.2

Peak table for Ladder

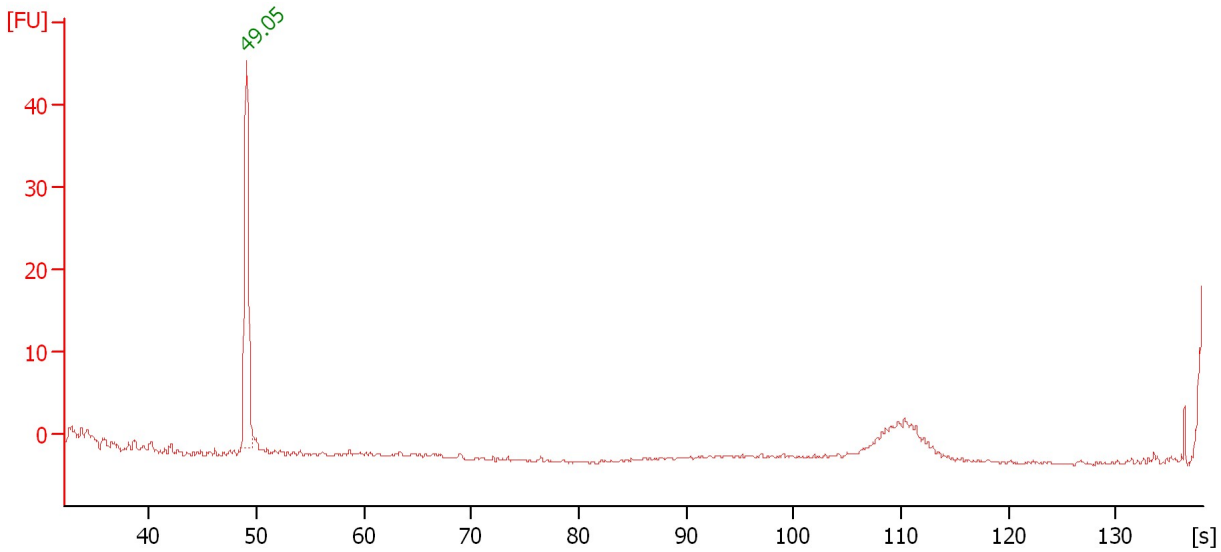
Peak	Size [bp]	Conc. [pg/μl]	Molarity [pmol/l]	Observations
1	0	0.00	0.0	Lower Marker
2	0	0.00	0.0	Ladder Peak
3	0	0.00	0.0	Ladder Peak
4	0	0.00	0.0	Ladder Peak
5	0	0.00	0.0	Ladder Peak
6	0	0.00	0.0	Ladder Peak
7	0	0.00	0.0	Ladder Peak
8	0	0.00	0.0	Ladder Peak
9	0	0.00	0.0	Ladder Peak
10	0	0.00	0.0	Ladder Peak
11	0	0.00	0.0	Ladder Peak
12	0	0.00	0.0	Ladder Peak
13	0	0.00	0.0	Ladder Peak
14	0	0.00	0.0	Ladder Peak

Assay Class: High Sensitivity DNA Assay
Data Path: C:\...ents and Settings\Bioanalyzer\2012-06-08\2012-06-08_003.xad

Created: 6/8/2012 4:21:58 PM
Modified: 6/8/2012 4:54:46 PM

Electropherogram Summary Continued ...

BBB #5 Lib 650bp Cleanup



Overall Results for sample 1 : BBB #5 Lib 650bp Cleanup

Number of peaks found: 0 Noise: 0.2

Peak table for sample 1 : BBB #5 Lib 650bp Cleanup

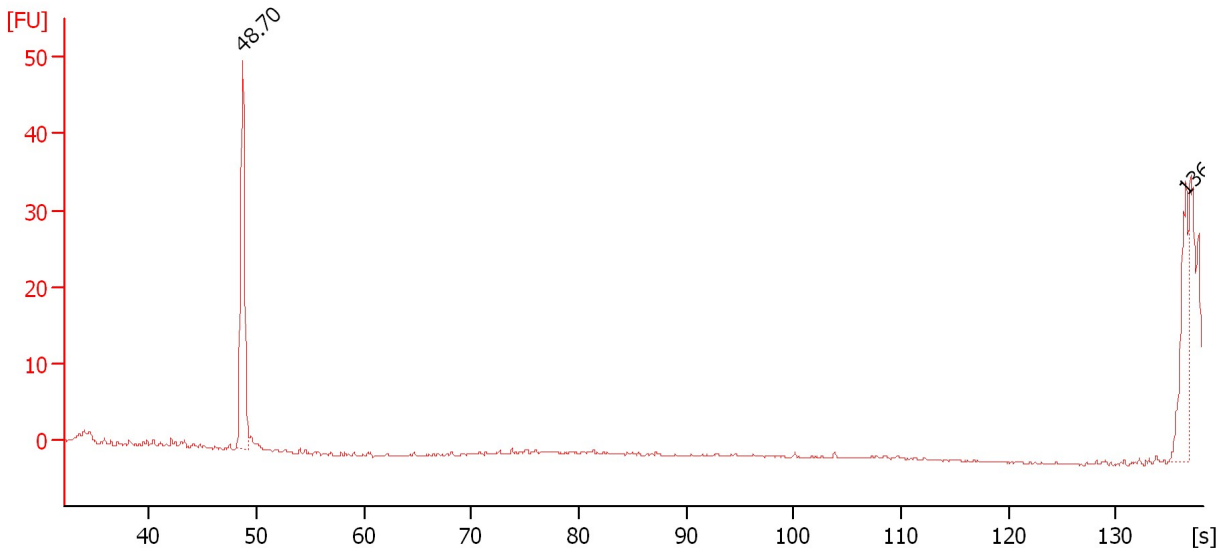
Peak	Size [bp]	Conc. [pg/μl]	Molarity [pmol/l]	Observations
1	0	0.00	0.0	Lower Marker

Assay Class: High Sensitivity DNA Assay
Data Path: C:\...ents and Settings\Bioanalyzer\2012-06-08\2012-06-08_003.xad

Created: 6/8/2012 4:21:58 PM
Modified: 6/8/2012 4:54:46 PM

Electropherogram Summary Continued ...

BBB #7 Lib 650bp Cleanup



Overall Results for sample 2 : BBB #7 Lib 650bp Cleanup

Number of peaks found: 0 Noise: 0.1

Peak table for sample 2 : BBB #7 Lib 650bp Cleanup

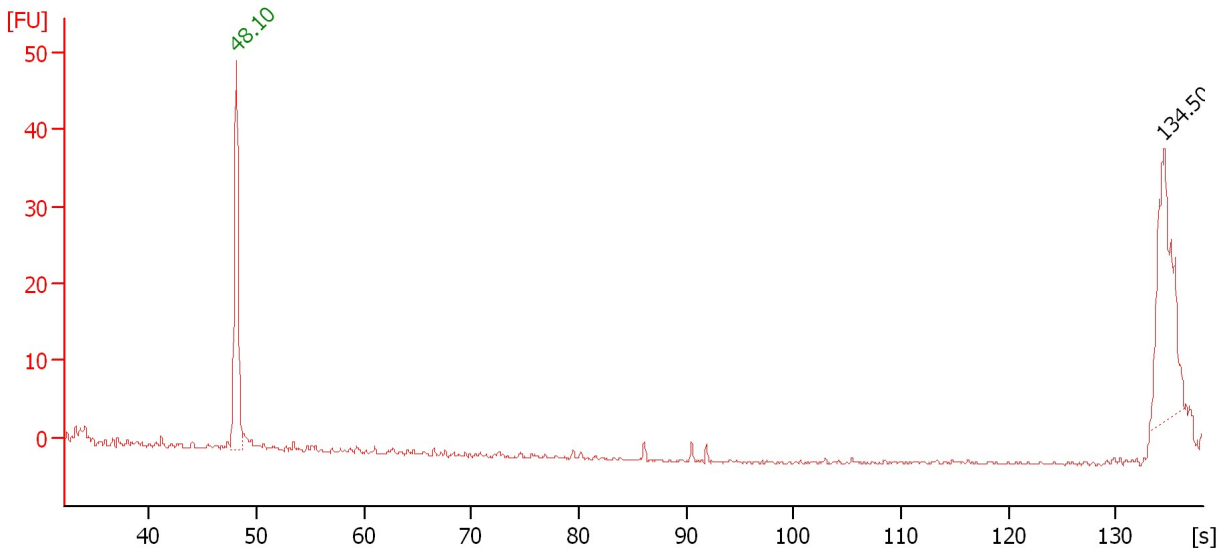
Peak	Size [bp]	Conc. [pg/μl]	Molarity [pmol/l]	Observations
1	0	0.00	0.0	
2	0	0.00	0.0	

Assay Class: High Sensitivity DNA Assay
 Data Path: C:\...ents and Settings\Bioanalyzer\2012-06-08\2012-06-08_003.xad

Created: 6/8/2012 4:21:58 PM
 Modified: 6/8/2012 4:54:46 PM

Electropherogram Summary Continued ...

BBB #13 Lib 650bp Cleanup



Overall Results for sample 3 : BBB #13 Lib 650bp Cleanup

Number of peaks found: 1 Noise: 0.2

Peak table for sample 3 : BBB #13 Lib 650bp Cleanup

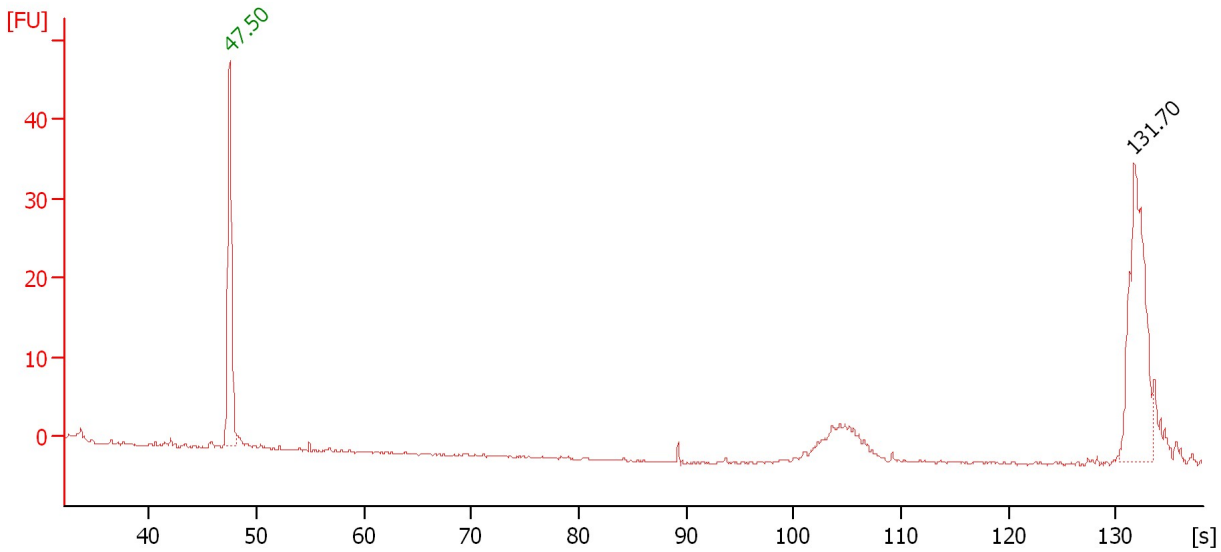
Peak	Size [bp]	Conc. [pg/μl]	Molarity [pmol/l]	Observations
1	0	0.00	0.0	Lower Marker
2	0	0.00	0.0	

Assay Class: High Sensitivity DNA Assay
Data Path: C:\...ents and Settings\Bioanalyzer\2012-06-08\2012-06-08_003.xad

Created: 6/8/2012 4:21:58 PM
Modified: 6/8/2012 4:54:46 PM

Electropherogram Summary Continued ...

BBB #15 Lib 650bp Cleanup



Overall Results for sample 4 : BBB #15 Lib 650bp Cleanup

Number of peaks found: 1 Noise: 0.1

Peak table for sample 4 : BBB #15 Lib 650bp Cleanup

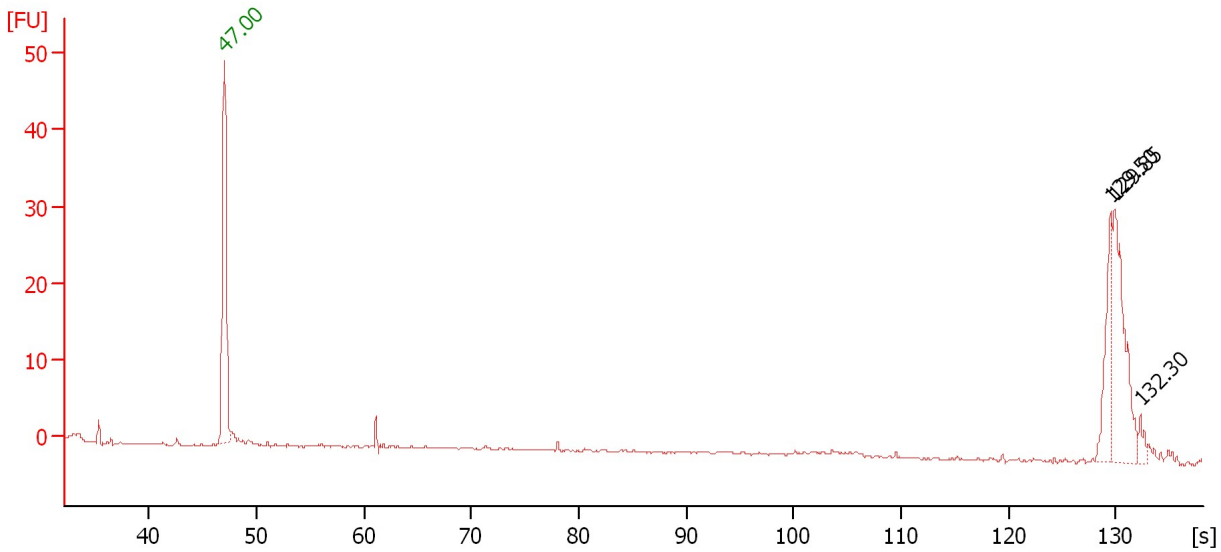
Peak	Size [bp]	Conc. [pg/μl]	Molarity [pmol/l]	Observations
1	0	0.00	0.0	Lower Marker
2	0	0.00	0.0	

Assay Class: High Sensitivity DNA Assay
Data Path: C:\...ents and Settings\Bioanalyzer\2012-06-08\2012-06-08_003.xad

Created: 6/8/2012 4:21:58 PM
Modified: 6/8/2012 4:54:46 PM

Electropherogram Summary Continued ...

BBB #5 Lib 750bp Cleanup



Overall Results for sample 5 : BBB #5 Lib 750bp Cleanup

Number of peaks found: 3 Noise: 0.2

Peak table for sample 5 : BBB #5 Lib 750bp Cleanup

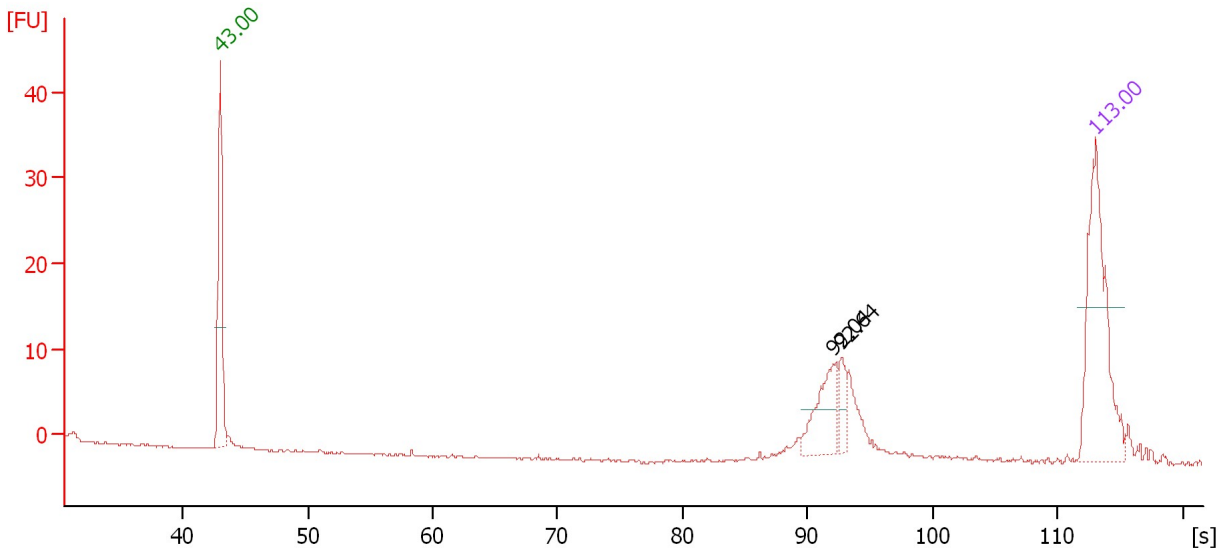
Peak	Size [bp]	Conc. [pg/μl]	Molarity [pmol/l]	Observations
1	0	0.00	0.0	Lower Marker
2	0	0.00	0.0	
3	0	0.00	0.0	
4	0	0.00	0.0	

Assay Class: High Sensitivity DNA Assay
Data Path: C:\...ents and Settings\Bioanalyzer\2012-06-08\2012-06-08_003.xad

Created: 6/8/2012 4:21:58 PM
Modified: 6/8/2012 4:54:46 PM

Electropherogram Summary Continued ...

BBB #7 Lib 650bp Cleanup



Overall Results for sample 6 : BBB #7 Lib 650bp Cleanup

Number of peaks found: 2 Noise: 0.2

Peak table for sample 6 : BBB #7 Lib 650bp Cleanup

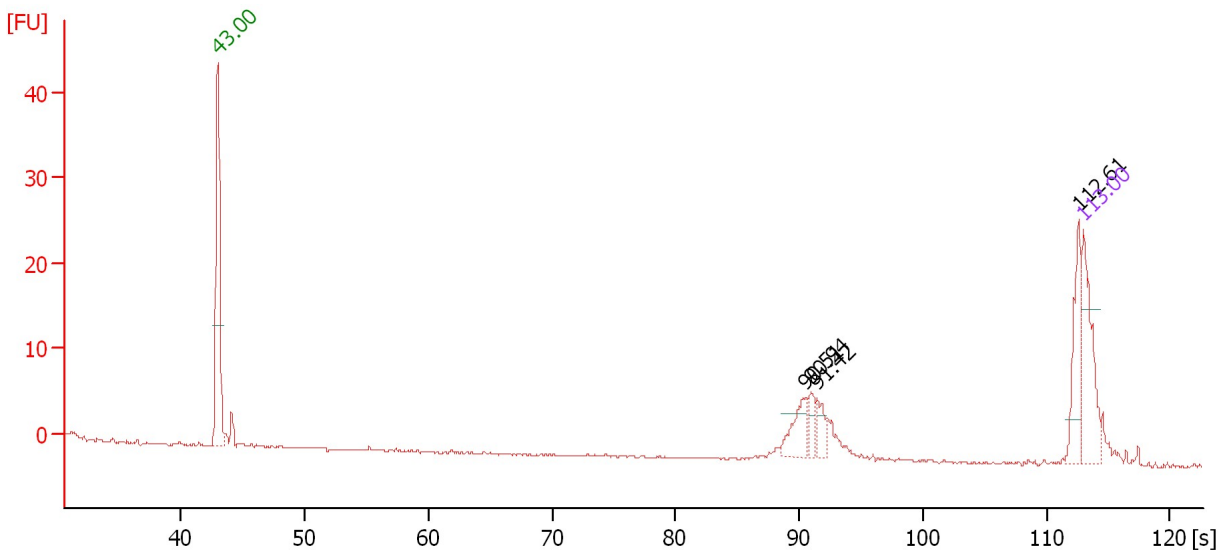
Peak	Size [bp]	Conc. [pg/μl]	Molarity [pmol/l]	Observations
1	0	0.00	0.0	Lower Marker
2	0	0.00	0.0	
3	0	0.00	0.0	
4	0	0.00	0.0	Upper Marker

Assay Class: High Sensitivity DNA Assay
 Data Path: C:\...ents and Settings\Bioanalyzer\2012-06-08\2012-06-08_003.xad

Created: 6/8/2012 4:21:58 PM
 Modified: 6/8/2012 4:54:46 PM

Electropherogram Summary Continued ...

BBB #13 Lib 650bp Cleanup



Overall Results for sample 7 : BBB #13 Lib 650bp Cleanup

Number of peaks found: 4 Noise: 0.1

Peak table for sample 7 : BBB #13 Lib 650bp Cleanup

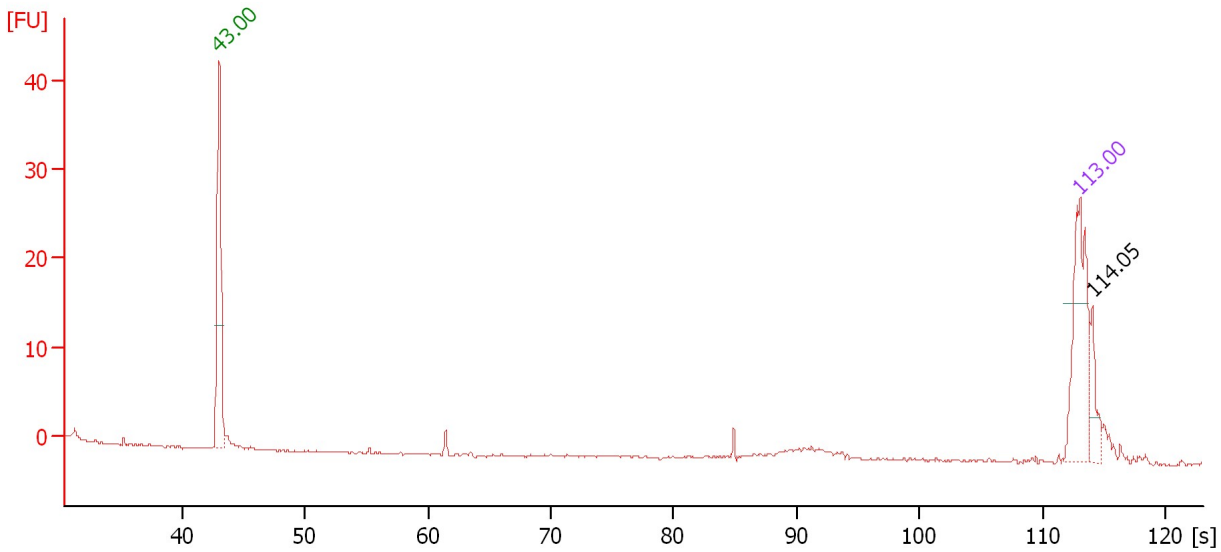
Peak	Size [bp]	Conc. [pg/μl]	Molarity [pmol/l]	Observations
1	0	0.00	0.0	Lower Marker
2	0	0.00	0.0	
3	0	0.00	0.0	
4	0	0.00	0.0	
5	0	0.00	0.0	
6	0	0.00	0.0	Upper Marker

Assay Class: High Sensitivity DNA Assay
Data Path: C:\...ents and Settings\Bioanalyzer\2012-06-08\2012-06-08_003.xad

Created: 6/8/2012 4:21:58 PM
Modified: 6/8/2012 4:54:46 PM

Electropherogram Summary Continued ...

BBB #15 Lib 650bp Cleanup



Overall Results for sample 8 : BBB #15 Lib 650bp Cleanup

Number of peaks found: 1 Noise: 0.1

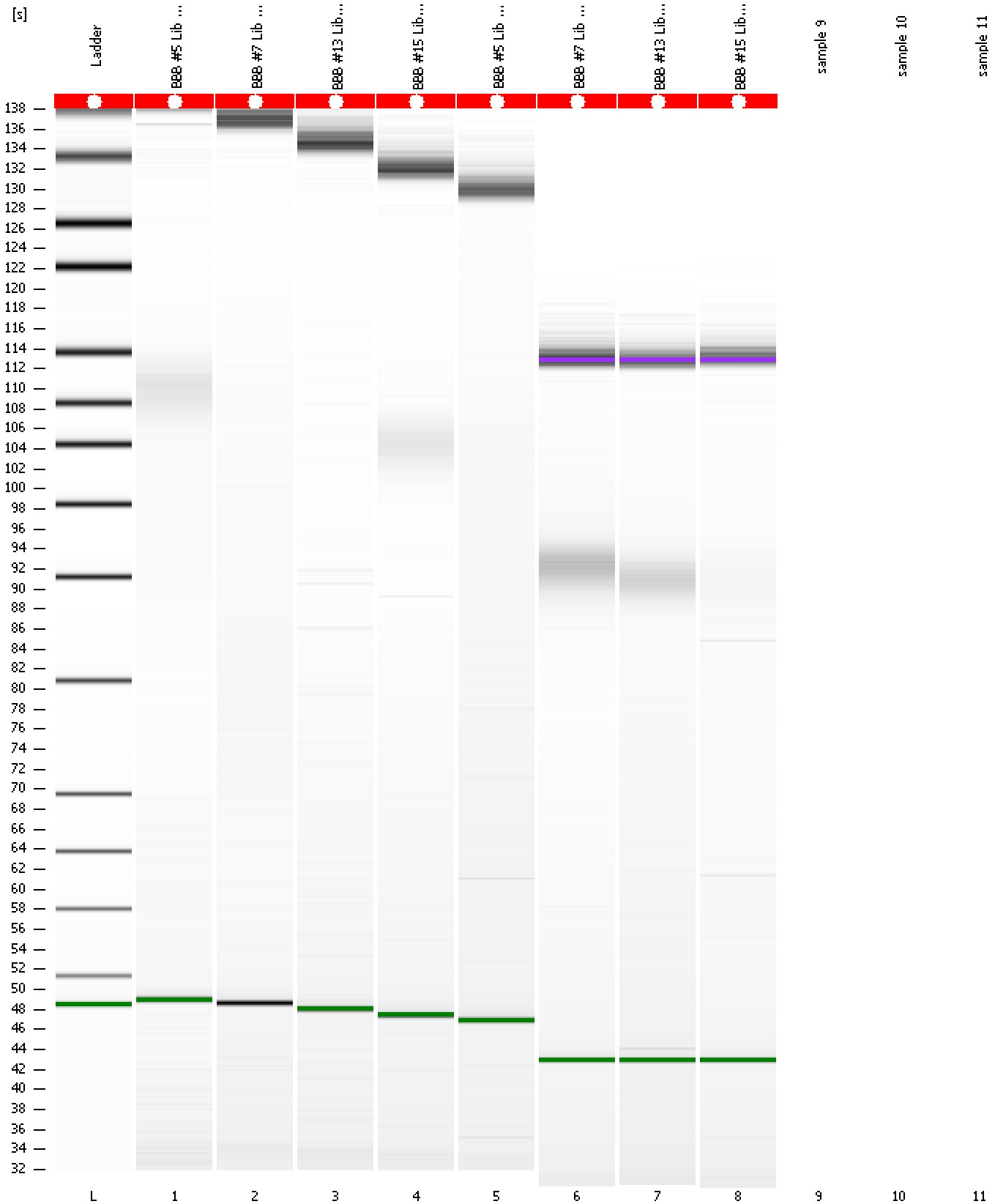
Peak table for sample 8 : BBB #15 Lib 650bp Cleanup

Peak	Size [bp]	Conc. [pg/μl]	Molarity [pmol/l]	Observations
1	0	0.00	0.0	Lower Marker
2	0	0.00	0.0	Upper Marker
3	0	0.00	0.0	

Assay Class: High Sensitivity DNA Assay
Data Path: C:\...ents and Settings\Bioanalyzer\2012-06-08\2012-06-08_003.xad

Created: 6/8/2012 4:21:58 PM
Modified: 6/8/2012 4:54:46 PM

Gel Image



Assay Class: High Sensitivity DNA Assay
Data Path: C:\...ents and Settings\Bioanalyzer\2012-06-08\2012-06-08_003.xad

Created: 6/8/2012 4:21:58 PM
Modified: 6/8/2012 4:54:46 PM

Invalid Samples

Sample 9 has not been run, no results available.

Sample 10 has not been run, no results available.

Sample 11 has not been run, no results available.

Assay Class: High Sensitivity DNA Assay
 Data Path: C:\...ents and Settings\Bioanalyzer\2012-06-08\2012-06-08_003.xad

Created: 6/8/2012 4:21:58 PM
 Modified: 6/8/2012 4:54:46 PM

Run Logbook

Description	Number	Source	Category	Sub Category	Time	Time Zone	User	Host
Run ended on port 1 (Number of wells acquired: 9)		Instrument	Run		6/8/2012 4:54:42 PM	(GMT --07:00) Pacific Standard Time	UC Davis	D8XSMGH1
Run started on port 1 (File: C:\Documents and Settings\Bioanalyzer\2012-06-08\2012-06-08_003.xad)		Instrument	Run		6/8/2012 4:22:03 PM	(GMT --07:00) Pacific Standard Time	UC Davis	D8XSMGH1
Product Number : G2938B		Instrument	Run		6/8/2012 4:22:03 PM	(GMT --07:00) Pacific Standard Time	UC Davis	D8XSMGH1
Name :		Instrument	Run		6/8/2012 4:22:03 PM	(GMT --07:00) Pacific Standard Time	UC Davis	D8XSMGH1
Vendor : Agilent Technologies		Instrument	Run		6/8/2012 4:22:03 PM	(GMT --07:00) Pacific Standard Time	UC Davis	D8XSMGH1
Serial# : DE13701086		Instrument	Run		6/8/2012 4:22:03 PM	(GMT --07:00) Pacific Standard Time	UC Davis	D8XSMGH1
Firmware : C.01.069		Instrument	Run		6/8/2012 4:22:03 PM	(GMT --07:00) Pacific Standard Time	UC Davis	D8XSMGH1
Cartridge : Electrode		Instrument	Run		6/8/2012 4:22:03 PM	(GMT --07:00) Pacific Standard Time	UC Davis	D8XSMGH1