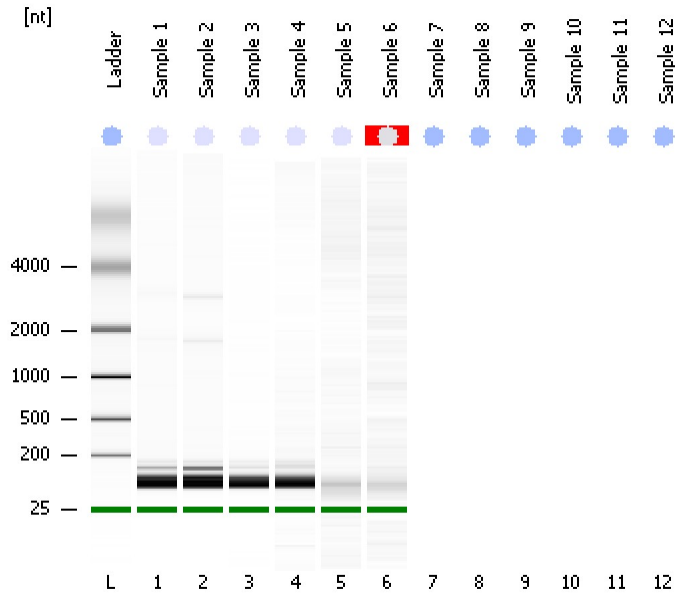


Assay Class: Eukaryote Total RNA Nano  
Data Path: C:\...ents and Settings\Bioanalyzer\2013-07-19\2013-07-19\_001.xad

Created: 7/19/2013 11:37:57 AM  
Modified: 7/19/2013 11:53:33 AM

### Electrophoresis File Run Summary



#### Instrument Information:

Instrument Name: DE13701086      Firmware: C.01.069  
Serial#: DE13701086      Type: G2938B

#### Assay Information:

Assay Origin Path: C:\Program Files\Agilent\2100 bioanalyzer\2100 expert\assays\RNA\Eukaryote Total RNA Nano Series II.xsy

Assay Class: Eukaryote Total RNA Nano

Version: 2.6

Assay Comments: Total RNA Analysis ng sensitivity (Eukaryote)

© Copyright 2003 - 2009 Agilent Technologies, Inc.

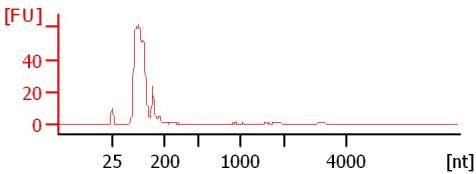
#### Chip Information:

Chip Lot #:

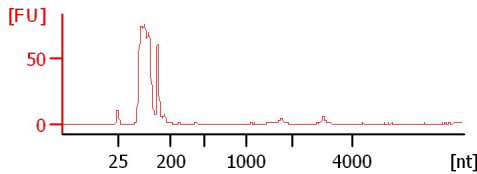
Reagent Kit Lot #:

Chip Comments:

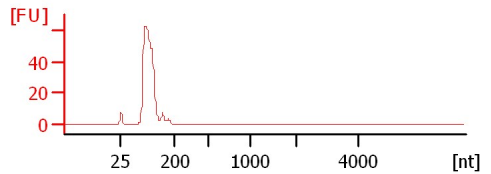
**Sample 1**  
RIN: 2.50



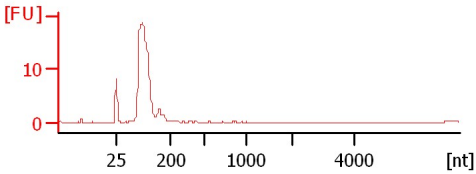
**Sample 2**  
RIN: 2.70



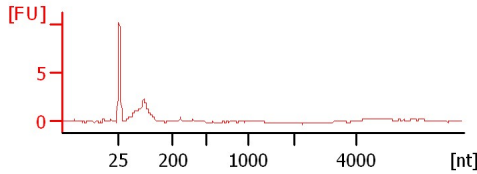
**Sample 3**  
RIN: 2.60



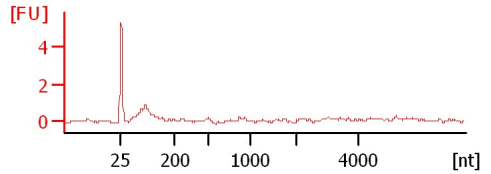
**Sample 4**  
RIN: 2.60



**Sample 5**  
RIN: 2.10



**Sample 6**  
RIN N/A



Assay Class: Eukaryote Total RNA Nano  
Data Path: C:\...ents and Settings\Bioanalyzer\2013-07-19\2013-07-19\_001.xad

Created: 7/19/2013 11:37:57 AM  
Modified: 7/19/2013 11:53:33 AM

**Electrophoresis File Run Summary (Chip Summary)**

Sample Name	Sample Comment	Status	Result Label	Result Color
Sample 1		✓	RIN: 2.50	
Sample 2		✓	RIN: 2.70	
Sample 3		✓	RIN: 2.60	
Sample 4		✓	RIN: 2.60	
Sample 5		✓	RIN: 2.10	
Sample 6		✓	RIN N/A	
Sample 7				
Sample 8				
Sample 9				
Sample 10				
Sample 11				
Sample 12				
Ladder		✓	All Other Samples	

**Chip Lot #**

**Reagent Kit Lot #**

**Chip Comments :**

Assay Class: Eukaryote Total RNA Nano  
Data Path: C:\...ents and Settings\Bioanalyzer\2013-07-19\2013-07-19\_001.xad

Created: 7/19/2013 11:37:57 AM  
Modified: 7/19/2013 11:53:33 AM

## Electrophoresis Assay Details

### General Analysis Settings

Number of Available Sample and Ladder Wells (Max.) : 13  
Minimum Visible Range [s] : 17  
Maximum Visible Range [s] : 70  
Start Analysis Time Range [s] : 19  
End Analysis Time Range [s] : 69  
Ladder Concentration [ng/μl] : 150  
Lower Marker Concentration [ng/μl] : 0  
Upper Marker Concentration [ng/μl] : 0  
Used Lower Marker for Quantitation  
Standard Curve Fit is Logarithmic  
Show Data Aligned to Lower Marker

### Integrator Settings

Integration Start Time [s] : 19  
Integration End Time [s] : 69  
Slope Threshold : 0.6  
Height Threshold [FU] : 0.5  
Area Threshold : 0.2  
Width Threshold [s] : 0.5  
Baseline Plateau [s] : 6

### Filter Settings

Filter Width [s] : 0.5  
Polynomial Order : 4

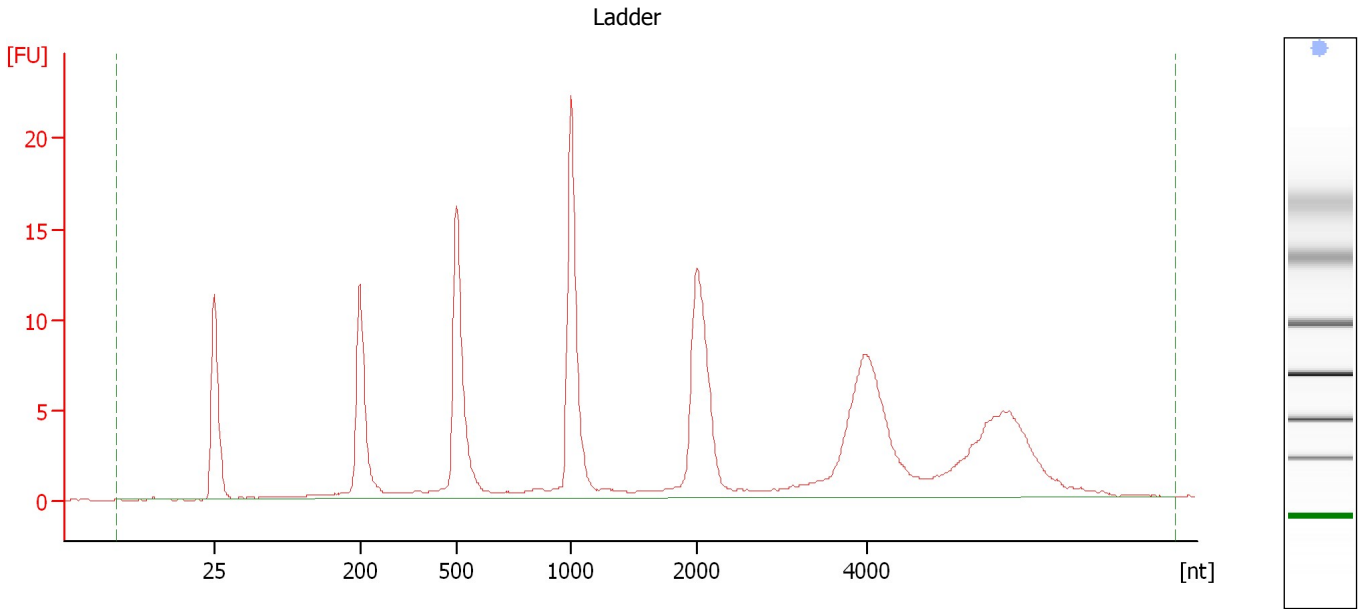
### Ladder

Ladder Peak	Size
1	25
2	200
3	500
4	1000
5	2000
6	4000

Assay Class: Eukaryote Total RNA Nano  
Data Path: C:\...ents and Settings\Bioanalyzer\2013-07-19\2013-07-19\_001.xad

Created: 7/19/2013 11:37:57 AM  
Modified: 7/19/2013 11:53:33 AM

**Electropherogram Summary**



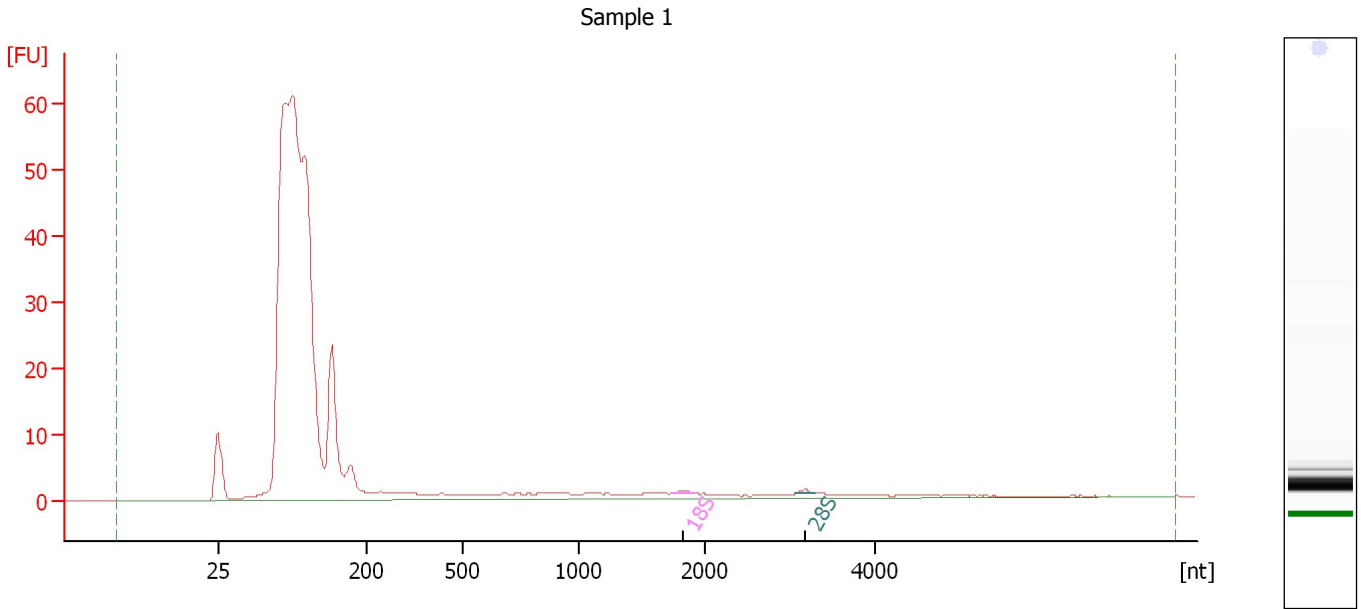
**Overall Results for Ladder**

RNA Area:	170.2	Result Flagging Color:	<span style="background-color: #add8e6; border: 1px solid black; display: inline-block; width: 20px; height: 10px;"></span>
RNA Concentration:	150 ng/ $\mu$ l	Result Flagging Label:	All Other Samples

Assay Class: Eukaryote Total RNA Nano  
Data Path: C:\...ents and Settings\Bioanalyzer\2013-07-19\2013-07-19\_001.xad

Created: 7/19/2013 11:37:57 AM  
Modified: 7/19/2013 11:53:33 AM

**Electropherogram Summary Continued ...**



**Overall Results for sample 1 : Sample 1**

RNA Area:	437.5	RNA Integrity Number (RIN):	2.5 (B.02.08)
RNA Concentration:	386 ng/μl	Result Flagging Color:	<span style="background-color: #ccccff; border: 1px solid black; display: inline-block; width: 20px; height: 10px;"></span>
rRNA Ratio [28s / 18s]:	0.7	Result Flagging Label:	RIN: 2.50

**Fragment table for sample 1 : Sample 1**

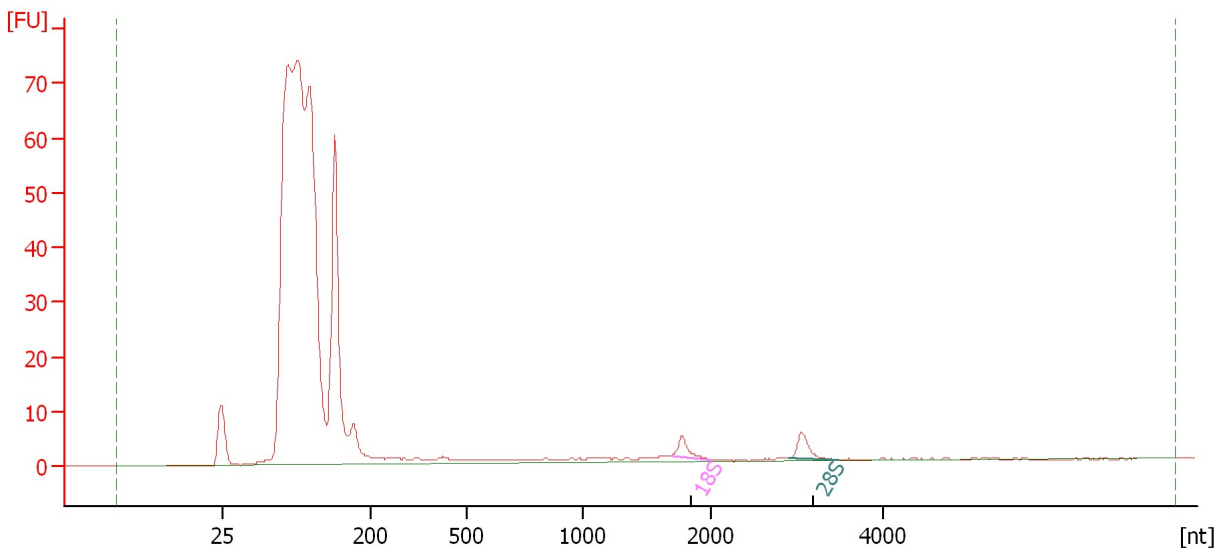
Name	Start Size [nt]	End Size [nt]	Area	% of total Area
18S	1,741	1,917	0.6	0.1
28S	3,057	3,283	0.4	0.1

Assay Class: Eukaryote Total RNA Nano  
Data Path: C:\...ents and Settings\Bioanalyzer\2013-07-19\2013-07-19\_001.xad

Created: 7/19/2013 11:37:57 AM  
Modified: 7/19/2013 11:53:33 AM

**Electropherogram Summary Continued ...**

Sample 2



**Overall Results for sample 2 : Sample 2**

RNA Area: 576.9                      RNA Integrity Number (RIN): 2.7 (B.02.08)  
RNA Concentration: 508 ng/μl                      Result Flagging Color:   
rRNA Ratio [28s / 18s]: 1.2                      Result Flagging Label: RIN: 2.70

**Fragment table for sample 2 : Sample 2**

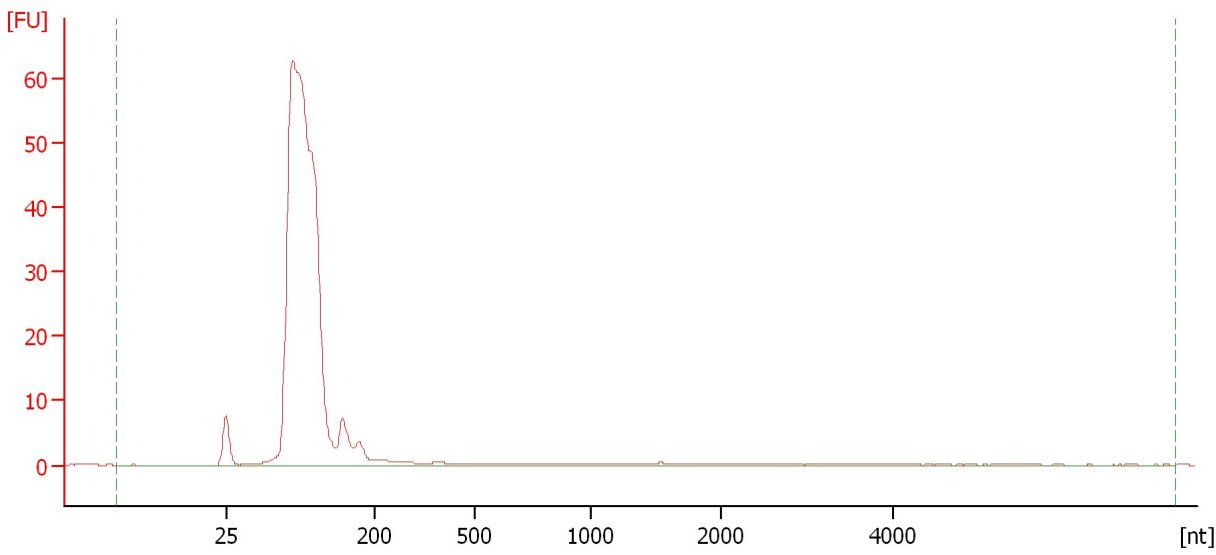
Name	Start Size [nt]	End Size [nt]	Area	% of total Area
18S	1,677	1,995	4.7	0.8
28S	2,903	3,477	5.7	1.0

Assay Class: Eukaryote Total RNA Nano  
Data Path: C:\...ents and Settings\Bioanalyzer\2013-07-19\2013-07-19\_001.xad

Created: 7/19/2013 11:37:57 AM  
Modified: 7/19/2013 11:53:33 AM

**Electropherogram Summary Continued ...**

Sample 3



**Overall Results for sample 3 : Sample 3**

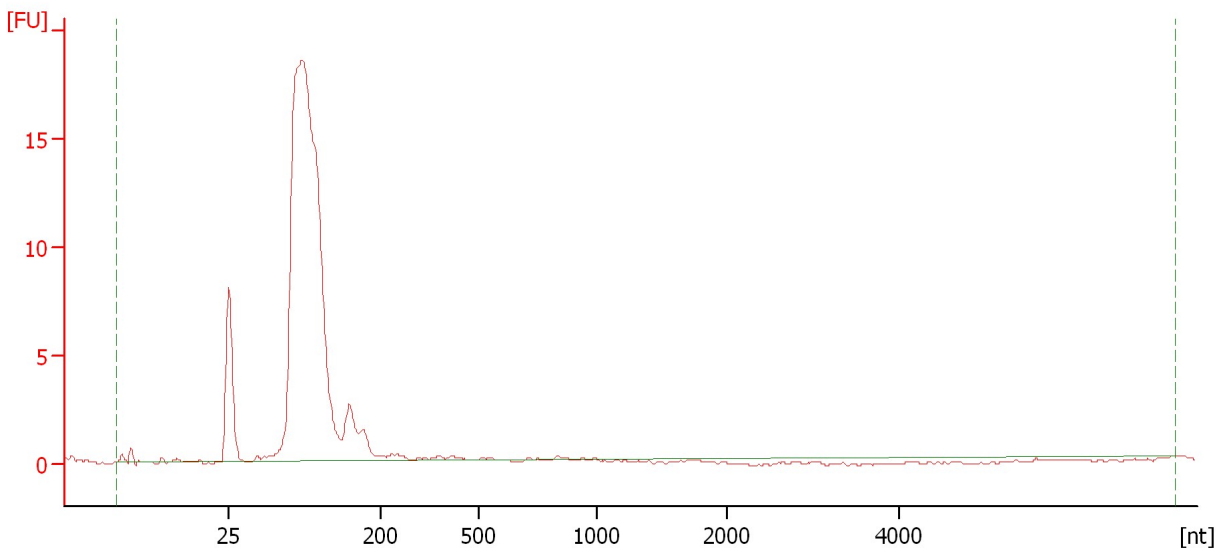
RNA Area:	365.5	RNA Integrity Number (RIN):	2.6 (B.02.08)
RNA Concentration:	322 ng/μl	Result Flagging Color:	<span style="background-color: #ccccff; border: 1px solid black; display: inline-block; width: 20px; height: 10px;"></span>
rRNA Ratio [28s / 18s]:	0.0	Result Flagging Label:	RIN: 2.60

Assay Class: Eukaryote Total RNA Nano  
Data Path: C:\...ents and Settings\Bioanalyzer\2013-07-19\2013-07-19\_001.xad

Created: 7/19/2013 11:37:57 AM  
Modified: 7/19/2013 11:53:33 AM

**Electropherogram Summary Continued ...**

Sample 4



**Overall Results for sample 4 : Sample 4**

RNA Area:	109.2	RNA Integrity Number (RIN):	2.6 (B.02.08)
RNA Concentration:	96 ng/μl	Result Flagging Color:	<span style="background-color: #ccccff; border: 1px solid black; display: inline-block; width: 20px; height: 10px;"></span>
rRNA Ratio [28s / 18s]:	0.0	Result Flagging Label:	RIN: 2.60

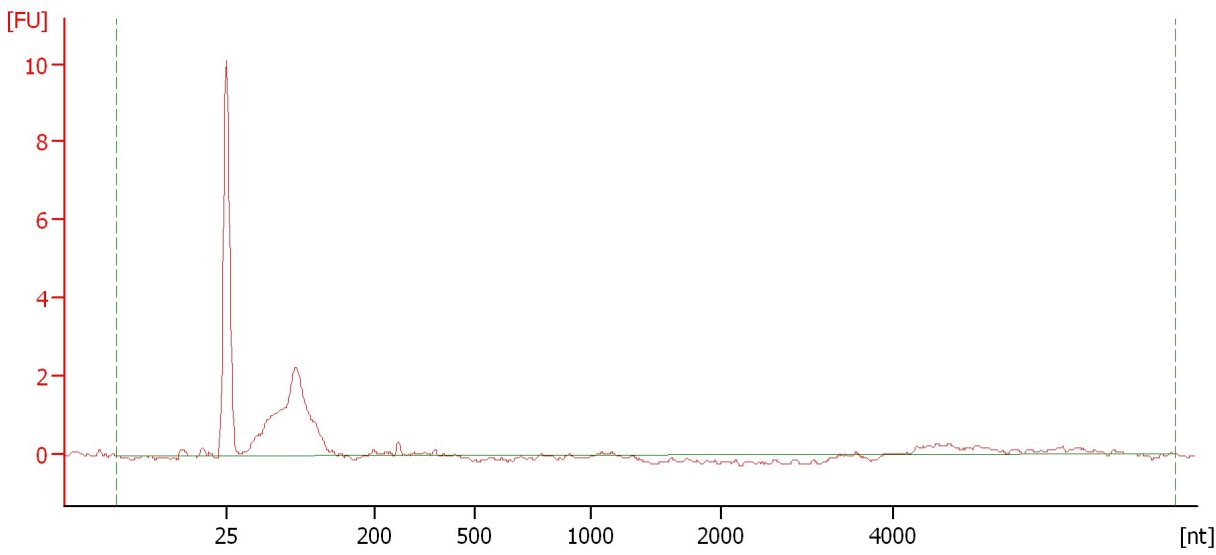


Assay Class: Eukaryote Total RNA Nano  
Data Path: C:\...ents and Settings\Bioanalyzer\2013-07-19\2013-07-19\_001.xad

Created: 7/19/2013 11:37:57 AM  
Modified: 7/19/2013 11:53:33 AM

**Electropherogram Summary Continued ...**

Sample 5



**Overall Results for sample 5 : Sample 5**

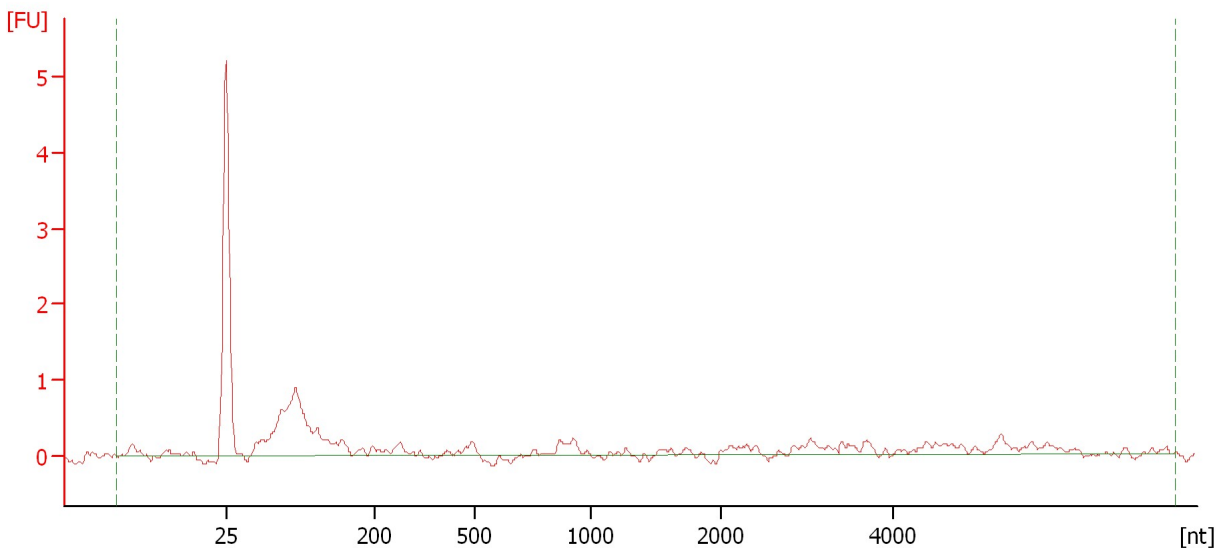
RNA Area:	17.8	RNA Integrity Number (RIN):	2.1 (B.02.08)
RNA Concentration:	16 ng/μl	Result Flagging Color:	<span style="background-color: #ccccff; border: 1px solid black; display: inline-block; width: 20px; height: 10px;"></span>
rRNA Ratio [28s / 18s]:	0.0	Result Flagging Label:	RIN: 2.10

Assay Class: Eukaryote Total RNA Nano  
Data Path: C:\...ents and Settings\Bioanalyzer\2013-07-19\2013-07-19\_001.xad


Created: 7/19/2013 11:37:57 AM  
Modified: 7/19/2013 11:53:33 AM

**Electropherogram Summary Continued ...**

Sample 6



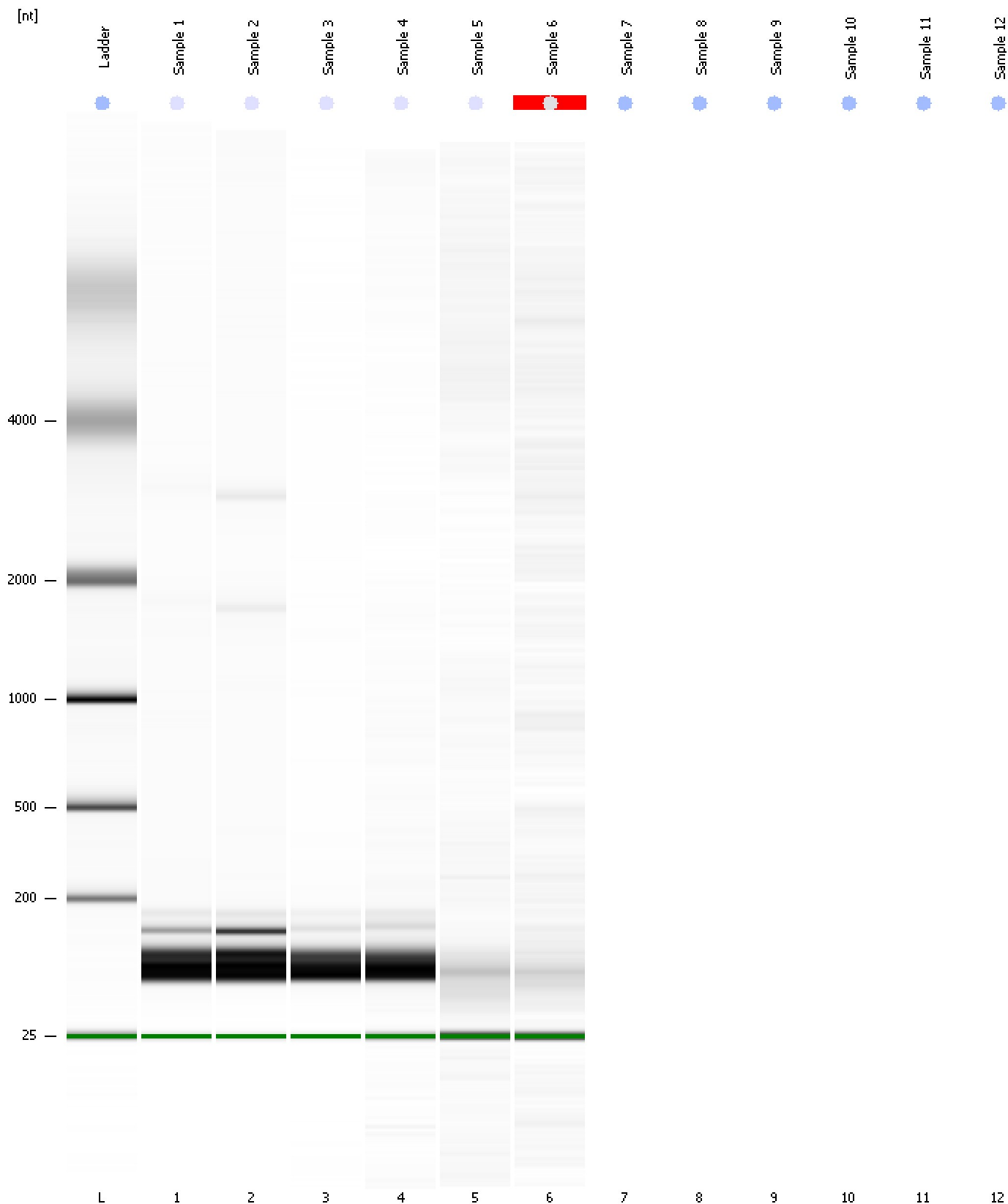
**Overall Results for sample 6 : Sample 6**

RNA Area:	10.1	RNA Integrity Number (RIN):	N/A (B.02.08)
RNA Concentration:	9 ng/μl	Result Flagging Color:	
rRNA Ratio [28s / 18s]:	0.0	Result Flagging Label:	RIN N/A

Assay Class: Eukaryote Total RNA Nano  
Data Path: C:\...ents and Settings\Bioanalyzer\2013-07-19\2013-07-19\_001.xad

Created: 7/19/2013 11:37:57 AM  
Modified: 7/19/2013 11:53:33 AM

**Gel Image**



Assay Class: Eukaryote Total RNA Nano  
Data Path: C:\...ents and Settings\Bioanalyzer\2013-07-19\2013-07-19\_001.xad

Created: 7/19/2013 11:37:57 AM  
Modified: 7/19/2013 11:53:33 AM

**Invalid Samples**

Sample 7 has not been run, no results available.

Sample 8 has not been run, no results available.

Sample 9 has not been run, no results available.

Sample 10 has not been run, no results available.

Sample 11 has not been run, no results available.

Sample 12 has not been run, no results available.

Assay Class: Eukaryote Total RNA Nano  
 Data Path: C:\...ents and Settings\Bioanalyzer\2013-07-19\2013-07-19\_001.xad

Created: 7/19/2013 11:37:57 AM  
 Modified: 7/19/2013 11:53:33 AM

**Run Logbook**

Description	Number	Source	Category	Sub Category	Time	Time Zone	User	Host
Run ended on port 1 (Number of wells acquired: 7)		Instrument	Run		7/19/2013 11:53:32 AM	(GMT --07:00) Pacific Standard Time	UC Davis	D8XSMGH1
Run started on port 1 (File: C:\Documents and Settings\Bioanalyzer\2013-07-19\2013-07-19_001.xad)		Instrument	Run		7/19/2013 11:38:03 AM	(GMT --07:00) Pacific Standard Time	UC Davis	D8XSMGH1
Product Number : G2938B		Instrument	Run		7/19/2013 11:38:03 AM	(GMT --07:00) Pacific Standard Time	UC Davis	D8XSMGH1
Name :		Instrument	Run		7/19/2013 11:38:03 AM	(GMT --07:00) Pacific Standard Time	UC Davis	D8XSMGH1
Vendor : Agilent Technologies		Instrument	Run		7/19/2013 11:38:03 AM	(GMT --07:00) Pacific Standard Time	UC Davis	D8XSMGH1
Serial# : DE13701086		Instrument	Run		7/19/2013 11:38:03 AM	(GMT --07:00) Pacific Standard Time	UC Davis	D8XSMGH1
Firmware : C.01.069		Instrument	Run		7/19/2013 11:38:03 AM	(GMT --07:00) Pacific Standard Time	UC Davis	D8XSMGH1
Cartridge : Electrode		Instrument	Run		7/19/2013 11:38:03 AM	(GMT --07:00) Pacific Standard Time	UC Davis	D8XSMGH1