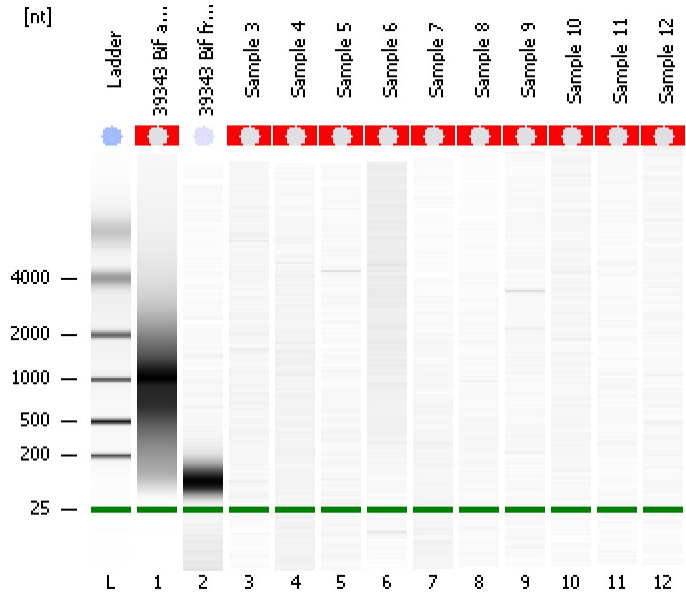


Assay Class: Eukaryote Total RNA Nano  
Data Path: C:\...ents and Settings\Bioanalyzer\2013-08-16\2013-08-16\_006.xad

Created: 8/16/2013 3:35:20 PM  
Modified: 8/16/2013 3:58:07 PM

**Electrophoresis File Run Summary**



Instrument Information:

Instrument Name: DE13701086      Firmware: C.01.069  
Serial#: DE13701086      Type: G2938B

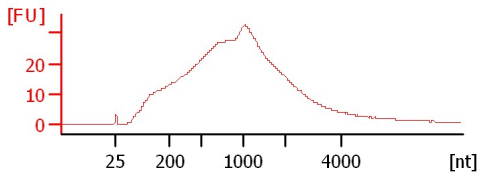
Assay Information:

Assay Origin Path: C:\Program Files\Agilent\2100 bioanalyzer\2100 expert\assays\RNA\Eukaryote Total RNA Nano Series II.xsy  
Assay Class: Eukaryote Total RNA Nano  
Version: 2.6  
Assay Comments: Total RNA Analysis ng sensitivity (Eukaryote)  
© Copyright 2003 - 2009 Agilent Technologies, Inc.

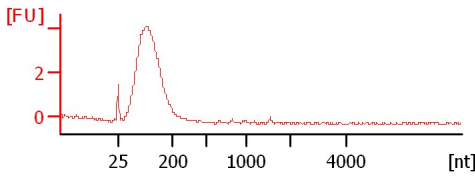
Chip Information:

Chip Lot #:   
Reagent Kit Lot #:   
Chip Comments:

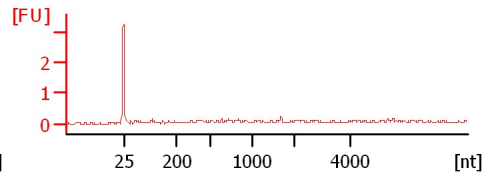
**39343 Bif aRNA**  
RIN N/A



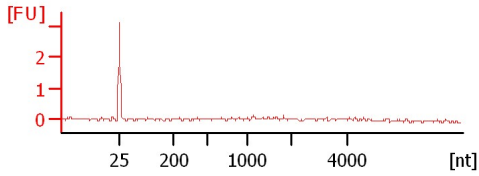
**39343 Bif frag aRNA**  
RIN: 2.60



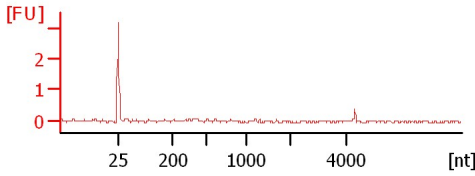
**Sample 3**  
RIN N/A



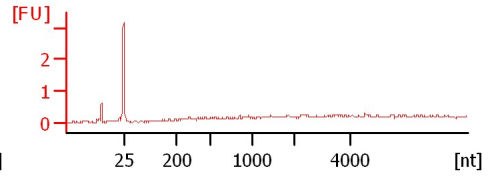
**Sample 4**  
RIN N/A



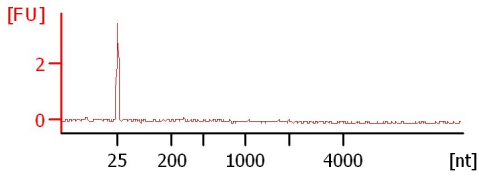
**Sample 5**  
RIN N/A



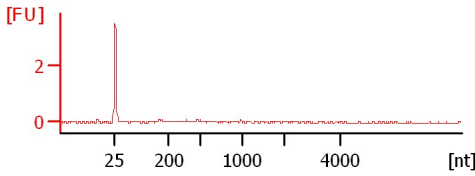
**Sample 6**  
RIN N/A



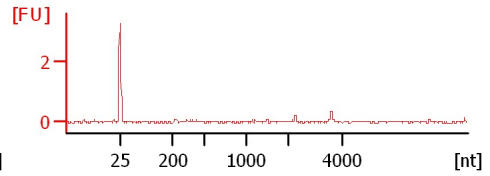
**Sample 7**  
RIN N/A



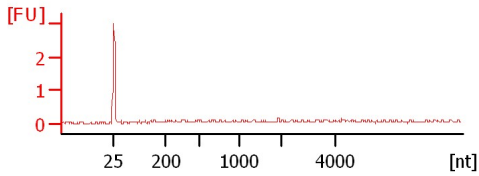
**Sample 8**  
RIN N/A



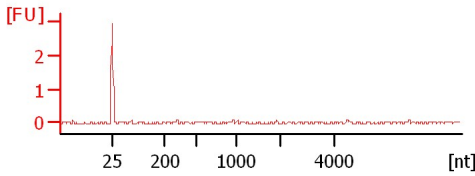
**Sample 9**  
RIN N/A



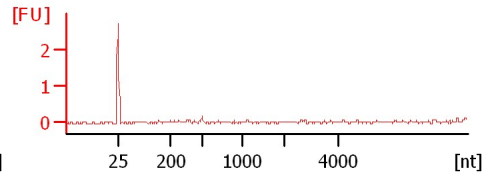
**Sample 10**  
RIN N/A



**Sample 11**  
RIN N/A



**Sample 12**  
RIN N/A



Assay Class: Eukaryote Total RNA Nano  
Data Path: C:\...ents and Settings\Bioanalyzer\2013-08-16\2013-08-16\_006.xad

Created: 8/16/2013 3:35:20 PM  
Modified: 8/16/2013 3:58:07 PM

**Electrophoresis File Run Summary (Chip Summary)**

Sample Name	Sample Comment	Status	Result Label	Result Color
39343 Bif aRNA		✓	RIN N/A	
39343 Bif frag aRNA		✓	RIN: 2.60	
Sample 3		✓	RIN N/A	
Sample 4		✓	RIN N/A	
Sample 5		✓	RIN N/A	
Sample 6		✓	RIN N/A	
Sample 7		✓	RIN N/A	
Sample 8		✓	RIN N/A	
Sample 9		✓	RIN N/A	
Sample 10		✓	RIN N/A	
Sample 11		✓	RIN N/A	
Sample 12		✓	RIN N/A	
Ladder		✓	All Other Samples	

**Chip Lot #**

**Reagent Kit Lot #**

**Chip Comments :**

Assay Class: Eukaryote Total RNA Nano  
Data Path: C:\...ents and Settings\Bioanalyzer\2013-08-16\2013-08-16\_006.xad

Created: 8/16/2013 3:35:20 PM  
Modified: 8/16/2013 3:58:07 PM

## Electrophoresis Assay Details

### General Analysis Settings

Number of Available Sample and Ladder Wells (Max.) : 13  
Minimum Visible Range [s] : 17  
Maximum Visible Range [s] : 70  
Start Analysis Time Range [s] : 19  
End Analysis Time Range [s] : 69  
Ladder Concentration [ng/μl] : 150  
Lower Marker Concentration [ng/μl] : 0  
Upper Marker Concentration [ng/μl] : 0  
Used Lower Marker for Quantitation  
Standard Curve Fit is Logarithmic  
Show Data Aligned to Lower Marker

### Integrator Settings

Integration Start Time [s] : 19  
Integration End Time [s] : 69  
Slope Threshold : 0.6  
Height Threshold [FU] : 0.5  
Area Threshold : 0.2  
Width Threshold [s] : 0.5  
Baseline Plateau [s] : 6

### Filter Settings

Filter Width [s] : 0.5  
Polynomial Order : 4

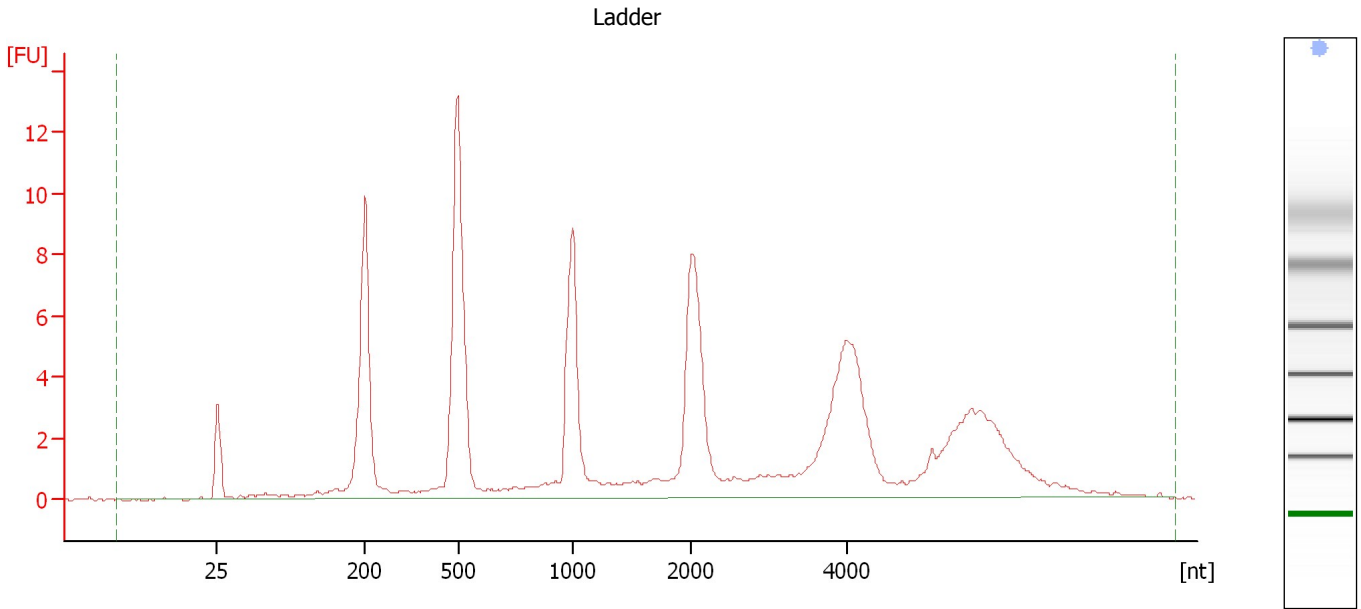
### Ladder

Ladder Peak	Size
1	25
2	200
3	500
4	1000
5	2000
6	4000

Assay Class: Eukaryote Total RNA Nano  
Data Path: C:\...ents and Settings\Bioanalyzer\2013-08-16\2013-08-16\_006.xad

Created: 8/16/2013 3:35:20 PM  
Modified: 8/16/2013 3:58:07 PM

**Electropherogram Summary**



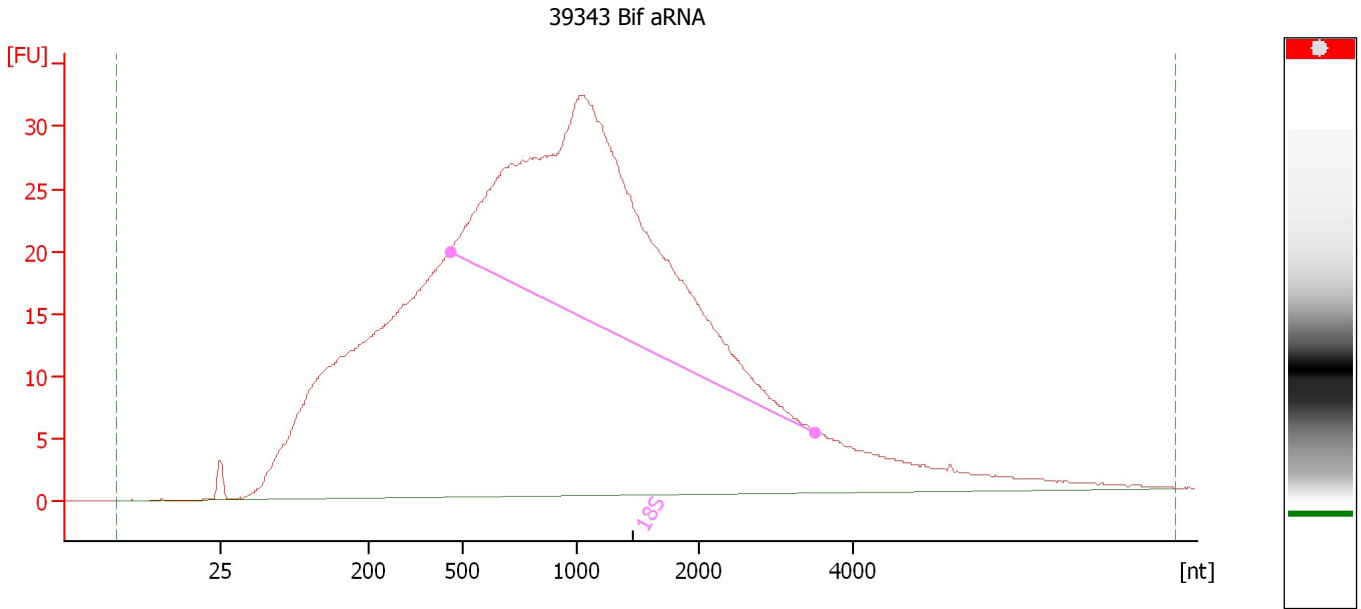
**Overall Results for Ladder**

RNA Area:	125.8	Result Flagging Color:	<span style="background-color: blue; border: 1px solid black; display: inline-block; width: 20px; height: 10px;"></span>
RNA Concentration:	150 ng/ $\mu$ l	Result Flagging Label:	All Other Samples

Assay Class: Eukaryote Total RNA Nano  
Data Path: C:\...ents and Settings\Bioanalyzer\2013-08-16\2013-08-16\_006.xad

Created: 8/16/2013 3:35:20 PM  
Modified: 8/16/2013 3:58:07 PM

**Electropherogram Summary Continued ...**



**Overall Results for sample 1 : 39343 Bif aRNA**

RNA Area:	1,175.9	RNA Integrity Number (RIN):	N/A (B.02.08)
RNA Concentration:	1,402 ng/μl	Result Flagging Color:	<span style="background-color: #cccccc; border: 1px solid black; display: inline-block; width: 20px; height: 10px;"></span>
rRNA Ratio [28s / 18s]:	0.0	Result Flagging Label:	RIN N/A

**Fragment table for sample 1 : 39343 Bif aRNA**

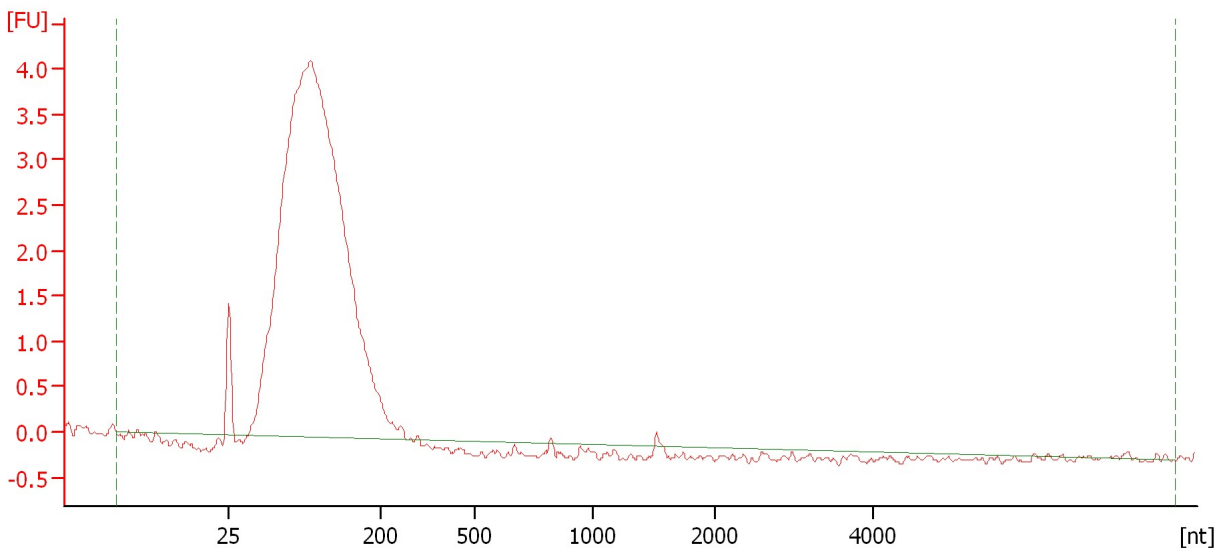
Name	Start Size [nt]	End Size [nt]	Area	% of total Area
18S	460	3,511	299.9	25.5

Assay Class: Eukaryote Total RNA Nano  
Data Path: C:\...ents and Settings\Bioanalyzer\2013-08-16\2013-08-16\_006.xad

Created: 8/16/2013 3:35:20 PM  
Modified: 8/16/2013 3:58:07 PM

**Electropherogram Summary Continued ...**

39343 Bif frag aRNA



**Overall Results for sample 2 : 39343 Bif frag aRNA**

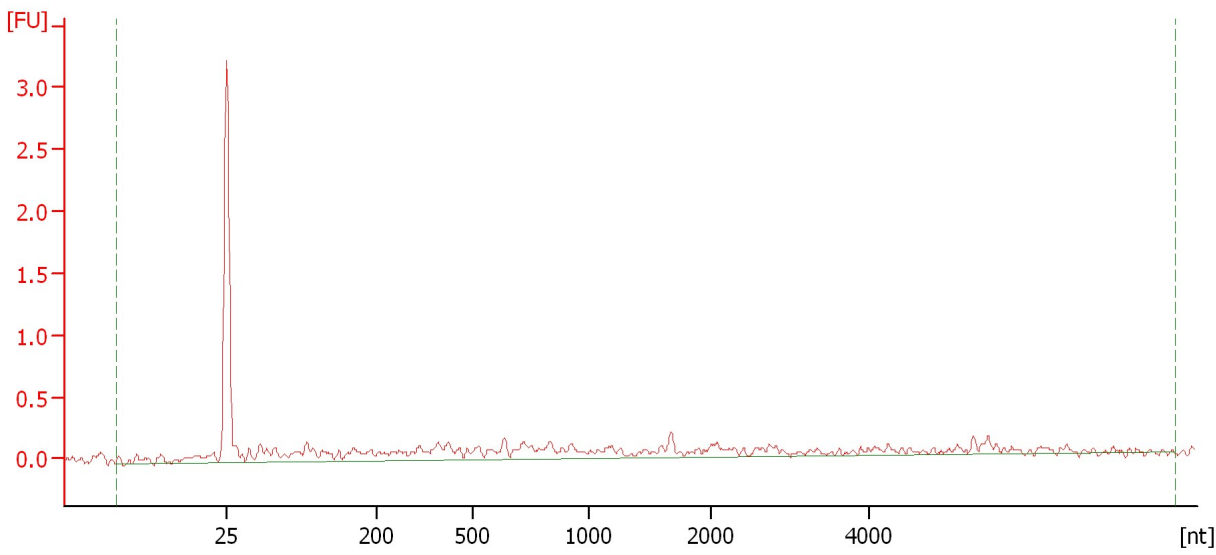
RNA Area:	49.2	RNA Integrity Number (RIN):	2.6 (B.02.08)
RNA Concentration:	59 ng/μl	Result Flagging Color:	<span style="background-color: #ccccff; border: 1px solid black; display: inline-block; width: 20px; height: 10px;"></span>
rRNA Ratio [28s / 18s]:	0.0	Result Flagging Label:	RIN: 2.60

Assay Class: Eukaryote Total RNA Nano  
Data Path: C:\...ents and Settings\Bioanalyzer\2013-08-16\2013-08-16\_006.xad

Created: 8/16/2013 3:35:20 PM  
Modified: 8/16/2013 3:58:07 PM

**Electropherogram Summary Continued ...**

Sample 3



**Overall Results for sample 3 : Sample 3**

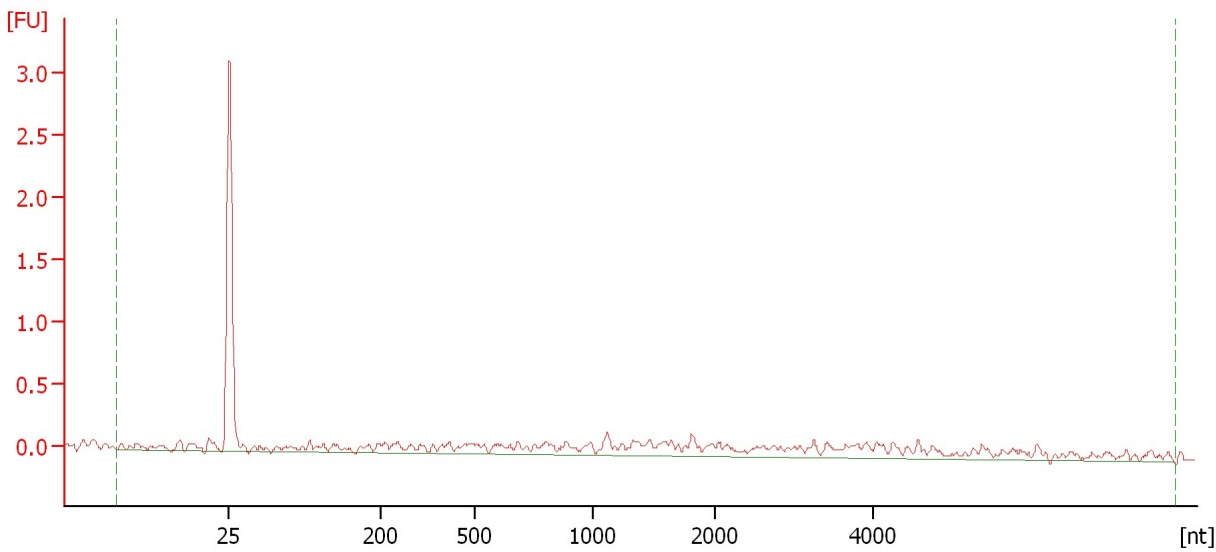
RNA Area:	6.6	RNA Integrity Number (RIN):	N/A (B.02.08)
RNA Concentration:	8 ng/μl	Result Flagging Color:	<span style="background-color: #cccccc; border: 1px solid black; display: inline-block; width: 20px; height: 10px;"></span>
rRNA Ratio [28s / 18s]:	0.0	Result Flagging Label:	RIN N/A

Assay Class: Eukaryote Total RNA Nano  
Data Path: C:\...ents and Settings\Bioanalyzer\2013-08-16\2013-08-16\_006.xad

Created: 8/16/2013 3:35:20 PM  
Modified: 8/16/2013 3:58:07 PM

**Electropherogram Summary Continued ...**

Sample 4



**Overall Results for sample 4 : Sample 4**

RNA Area:	6.4	RNA Integrity Number (RIN):	N/A (B.02.08)
RNA Concentration:	8 ng/μl	Result Flagging Color:	<span style="background-color: #cccccc; border: 1px solid black; display: inline-block; width: 20px; height: 10px;"></span>
rRNA Ratio [28s / 18s]:	0.0	Result Flagging Label:	RIN N/A

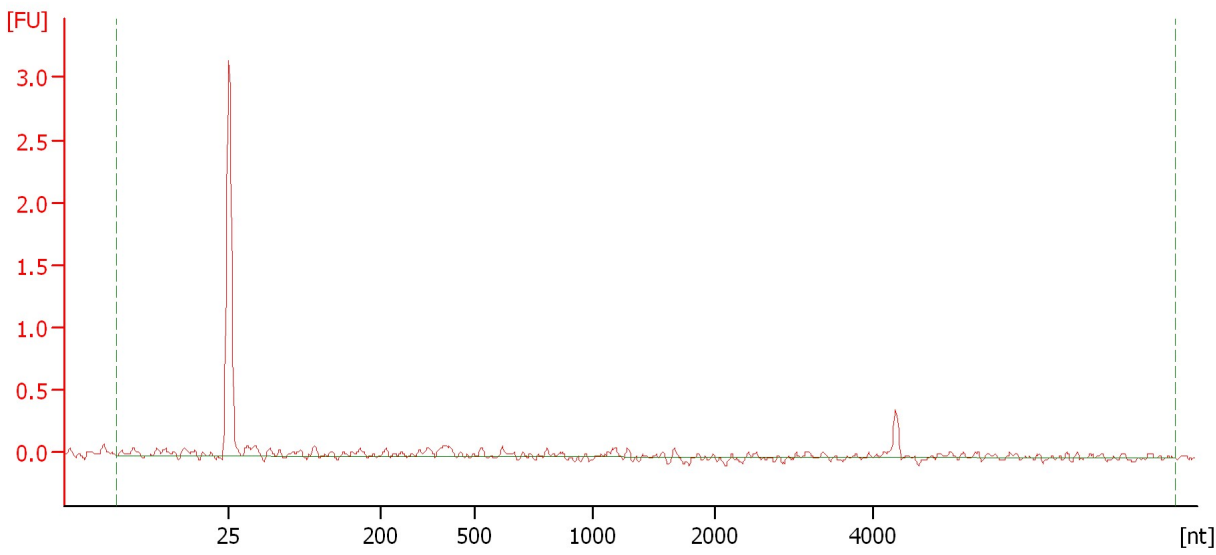


Assay Class: Eukaryote Total RNA Nano  
Data Path: C:\...ents and Settings\Bioanalyzer\2013-08-16\2013-08-16\_006.xad

Created: 8/16/2013 3:35:20 PM  
Modified: 8/16/2013 3:58:07 PM

**Electropherogram Summary Continued ...**

Sample 5



**Overall Results for sample 5 : Sample 5**

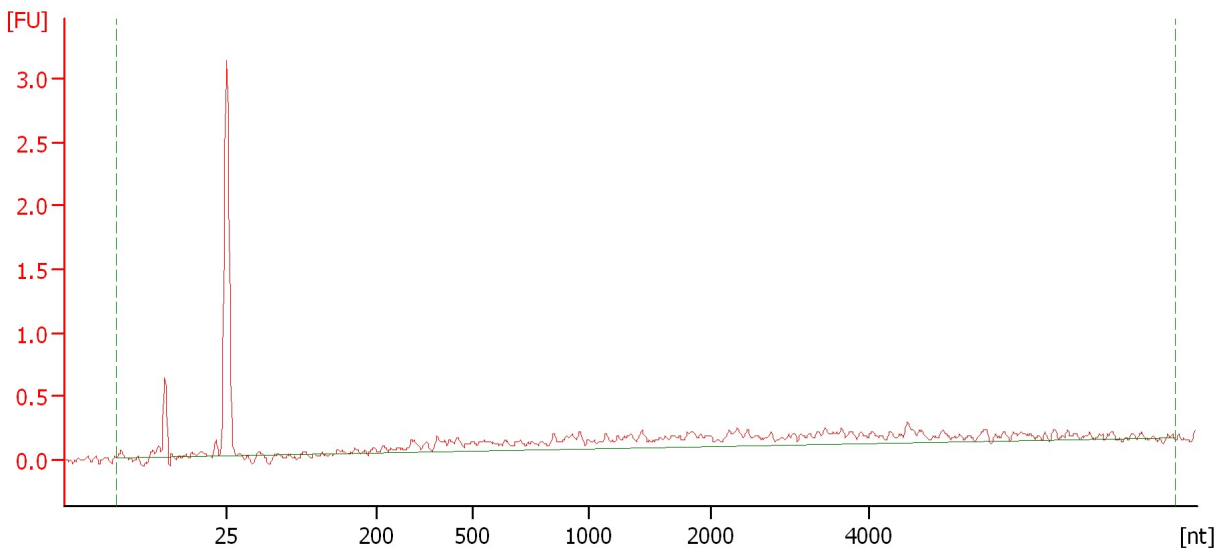
RNA Area:	2.3	RNA Integrity Number (RIN):	N/A (B.02.08)
RNA Concentration:	3 ng/μl	Result Flagging Color:	<span style="background-color: #cccccc; border: 1px solid black; display: inline-block; width: 20px; height: 10px;"></span>
rRNA Ratio [28s / 18s]:	0.0	Result Flagging Label:	RIN N/A

Assay Class: Eukaryote Total RNA Nano  
Data Path: C:\...ents and Settings\Bioanalyzer\2013-08-16\2013-08-16\_006.xad


Created: 8/16/2013 3:35:20 PM  
Modified: 8/16/2013 3:58:07 PM

**Electropherogram Summary Continued ...**

Sample 6



**Overall Results for sample 6 : Sample 6**

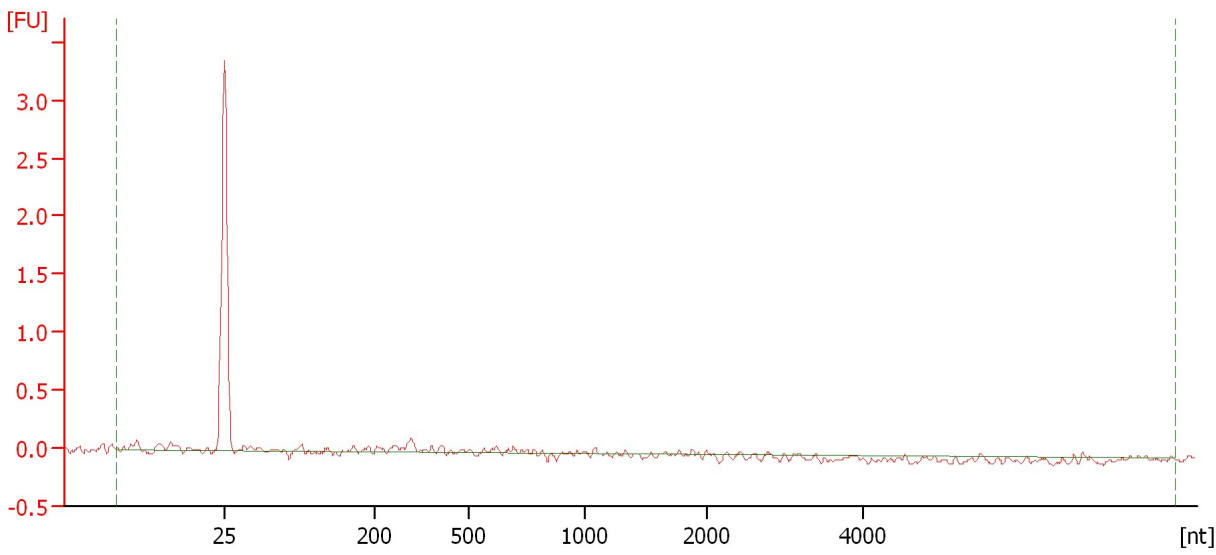
RNA Area:	5.4	RNA Integrity Number (RIN):	N/A (B.02.08)
RNA Concentration:	6 ng/μl	Result Flagging Color:	
rRNA Ratio [28s / 18s]:	0.0	Result Flagging Label:	RIN N/A

Assay Class: Eukaryote Total RNA Nano  
Data Path: C:\...ents and Settings\Bioanalyzer\2013-08-16\2013-08-16\_006.xad

Created: 8/16/2013 3:35:20 PM  
Modified: 8/16/2013 3:58:07 PM

**Electropherogram Summary Continued ...**

Sample 7



**Overall Results for sample 7 : Sample 7**

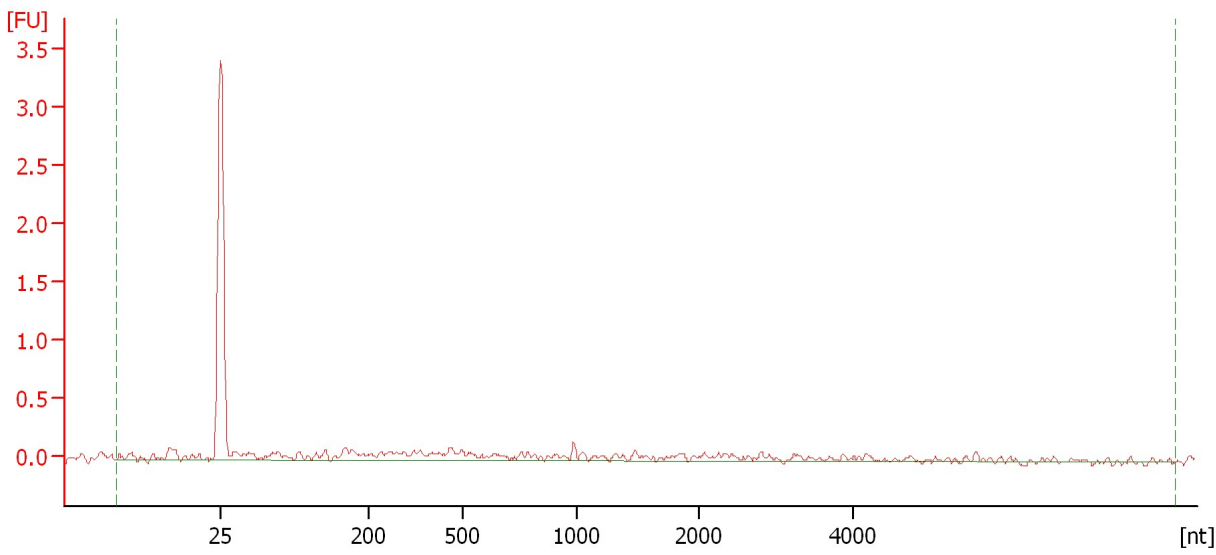
RNA Area:	1.2	RNA Integrity Number (RIN):	N/A (B.02.08)
RNA Concentration:	1 ng/μl	Result Flagging Color:	<span style="background-color: #cccccc; border: 1px solid black; display: inline-block; width: 20px; height: 10px;"></span>
rRNA Ratio [28s / 18s]:	0.0	Result Flagging Label:	RIN N/A

Assay Class: Eukaryote Total RNA Nano  
Data Path: C:\...ents and Settings\Bioanalyzer\2013-08-16\2013-08-16\_006.xad

Created: 8/16/2013 3:35:20 PM  
Modified: 8/16/2013 3:58:07 PM

**Electropherogram Summary Continued ...**

Sample 8



**Overall Results for sample 8 : Sample 8**

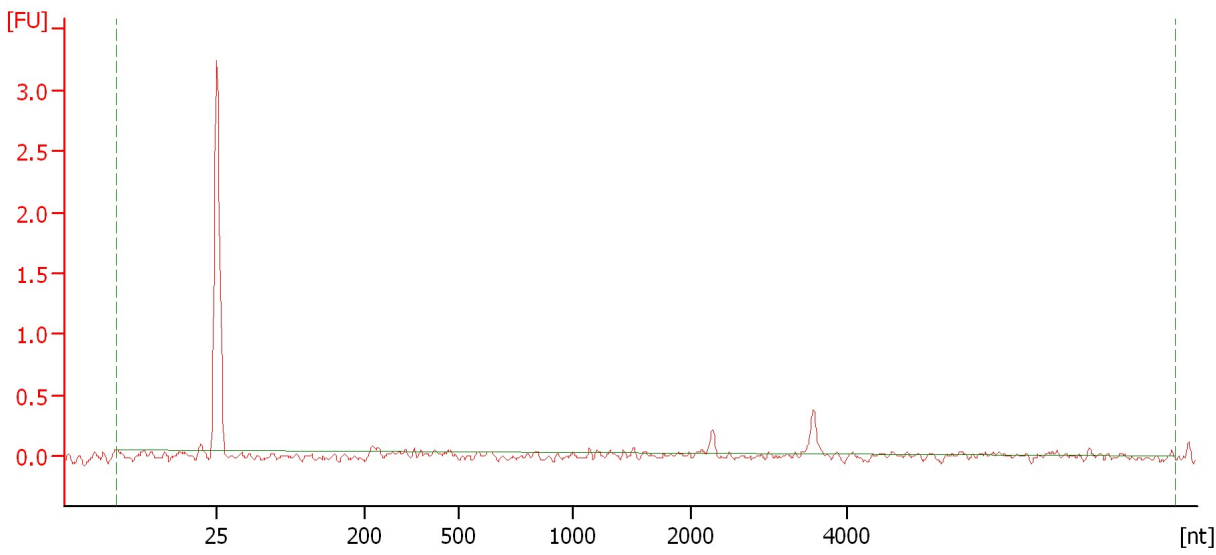
RNA Area:	4.6	RNA Integrity Number (RIN):	N/A (B.02.08)
RNA Concentration:	5 ng/μl	Result Flagging Color:	<span style="background-color: #cccccc; border: 1px solid black; display: inline-block; width: 20px; height: 10px;"></span>
rRNA Ratio [28s / 18s]:	0.0	Result Flagging Label:	RIN N/A

Assay Class: Eukaryote Total RNA Nano  
Data Path: C:\...ents and Settings\Bioanalyzer\2013-08-16\2013-08-16\_006.xad

Created: 8/16/2013 3:35:20 PM  
Modified: 8/16/2013 3:58:07 PM

**Electropherogram Summary Continued ...**

Sample 9



**Overall Results for sample 9 : Sample 9**

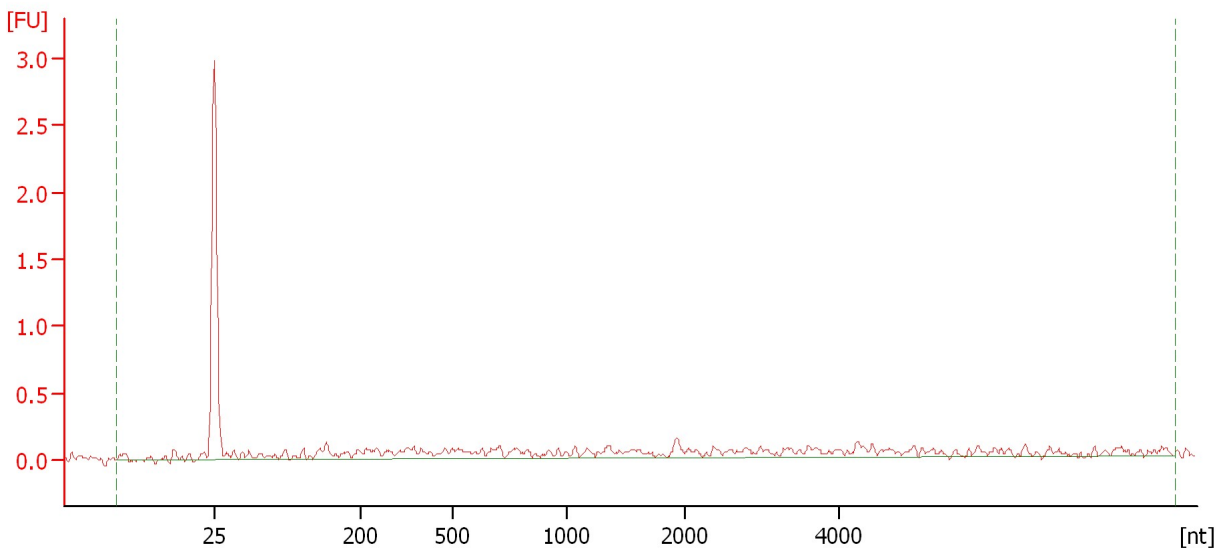
RNA Area:	0.5	RNA Integrity Number (RIN):	N/A (B.02.08)
RNA Concentration:	1 ng/μl	Result Flagging Color:	<span style="background-color: #cccccc; border: 1px solid black; display: inline-block; width: 20px; height: 10px;"></span>
rRNA Ratio [28s / 18s]:	0.0	Result Flagging Label:	RIN N/A

Assay Class: Eukaryote Total RNA Nano  
Data Path: C:\...ents and Settings\Bioanalyzer\2013-08-16\2013-08-16\_006.xad

Created: 8/16/2013 3:35:20 PM  
Modified: 8/16/2013 3:58:07 PM

**Electropherogram Summary Continued ...**

Sample 10



**Overall Results for sample 10 : Sample 10**

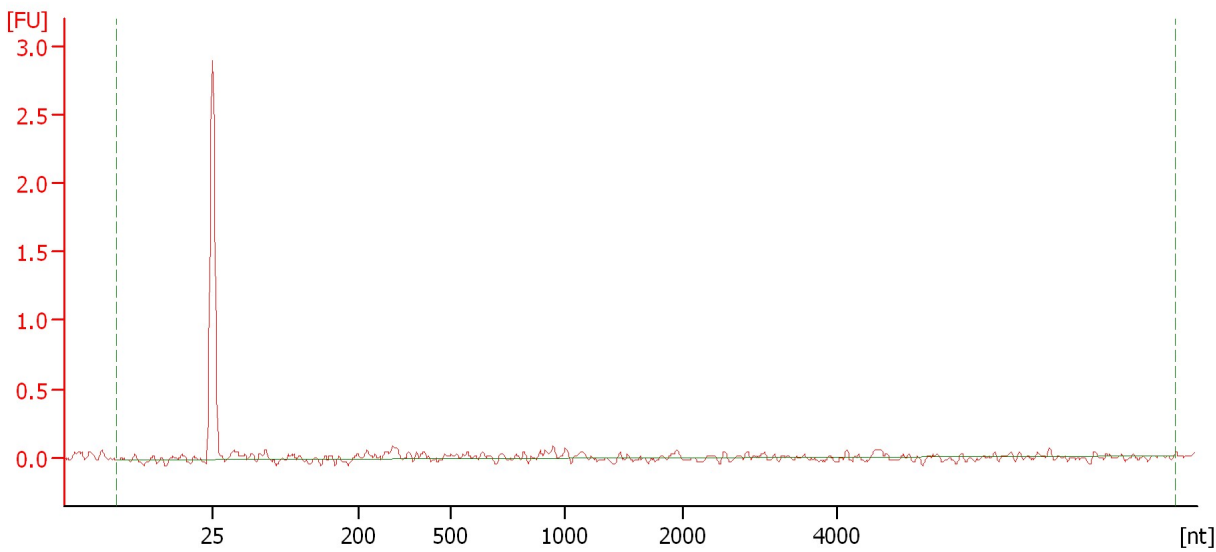
RNA Area:	4.6	RNA Integrity Number (RIN):	N/A (B.02.08)
RNA Concentration:	5 ng/μl	Result Flagging Color:	<span style="background-color: #cccccc; border: 1px solid black; display: inline-block; width: 20px; height: 10px;"></span>
rRNA Ratio [28s / 18s]:	0.0	Result Flagging Label:	RIN N/A

Assay Class: Eukaryote Total RNA Nano  
Data Path: C:\...ents and Settings\Bioanalyzer\2013-08-16\2013-08-16\_006.xad

Created: 8/16/2013 3:35:20 PM  
Modified: 8/16/2013 3:58:07 PM

**Electropherogram Summary Continued ...**

Sample 11



**Overall Results for sample 11 : Sample 11**

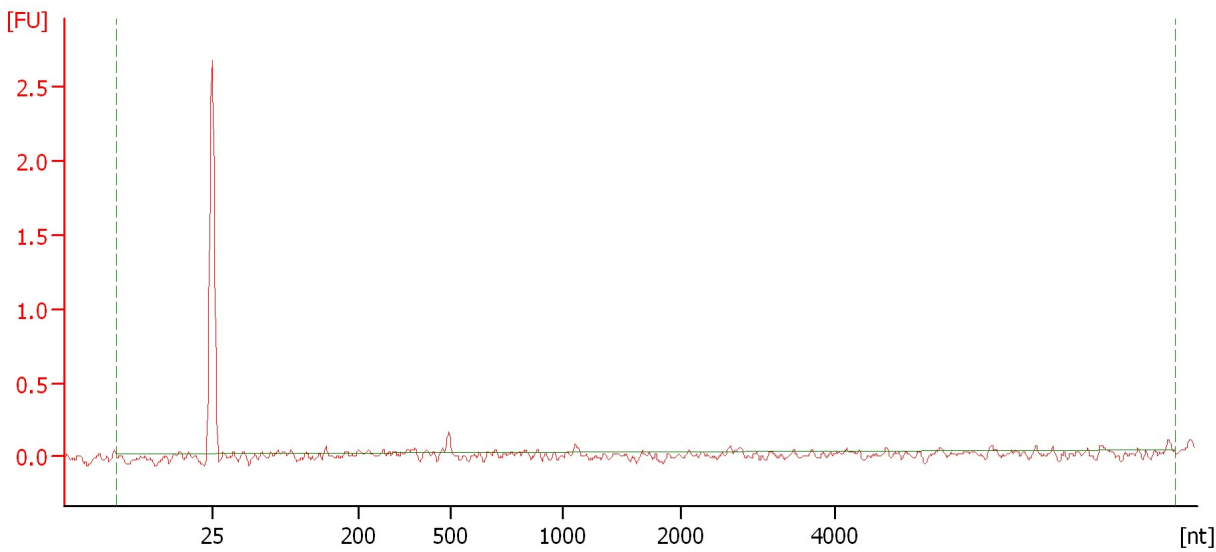
RNA Area:	1.4	RNA Integrity Number (RIN):	N/A (B.02.08)
RNA Concentration:	2 ng/μl	Result Flagging Color:	<span style="background-color: #cccccc; border: 1px solid black; display: inline-block; width: 20px; height: 10px;"></span>
rRNA Ratio [28s / 18s]:	0.0	Result Flagging Label:	RIN N/A

Assay Class: Eukaryote Total RNA Nano  
Data Path: C:\...ents and Settings\Bioanalyzer\2013-08-16\2013-08-16\_006.xad

Created: 8/16/2013 3:35:20 PM  
Modified: 8/16/2013 3:58:07 PM

**Electropherogram Summary Continued ...**

Sample 12



**Overall Results for sample 12 : Sample 12**

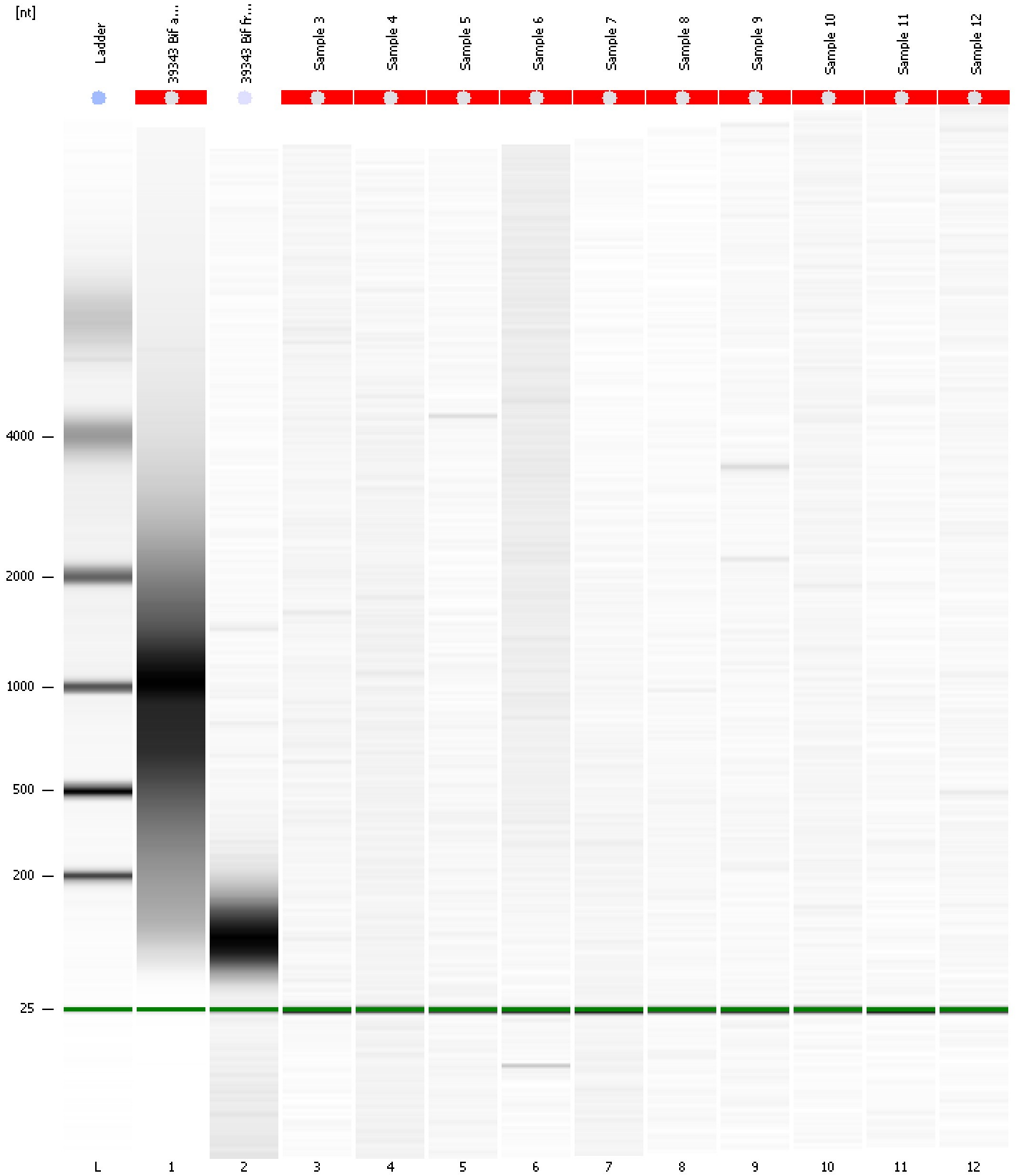
RNA Area:	0.4	RNA Integrity Number (RIN):	N/A (B.02.08)
RNA Concentration:	0 ng/μl	Result Flagging Color:	<span style="background-color: #cccccc; border: 1px solid black; display: inline-block; width: 20px; height: 10px;"></span>
rRNA Ratio [28s / 18s]:	0.0	Result Flagging Label:	RIN N/A



Assay Class: Eukaryote Total RNA Nano  
Data Path: C:\...ents and Settings\Bioanalyzer\2013-08-16\2013-08-16\_006.xad

Created: 8/16/2013 3:35:20 PM  
Modified: 8/16/2013 3:58:07 PM

**Gel Image**



Assay Class: Eukaryote Total RNA Nano  
 Data Path: C:\...ents and Settings\Bioanalyzer\2013-08-16\2013-08-16\_006.xad

Created: 8/16/2013 3:35:20 PM  
 Modified: 8/16/2013 3:58:07 PM

**Run Logbook**

Description	Number	Source	Category	Sub Category	Time	Time Zone	User	Host
Run ended on port 1 (Number of wells acquired: 13)		Instrument	Run		8/16/2013 3:58:22 PM	(GMT --07:00) Pacific Standard Time	UC Davis	D8XSMGH1
Run started on port 1 (File: C:\Documents and Settings\Bioanalyzer\2013-08-16\2013-08-16_006.xad)		Instrument	Run		8/16/2013 3:35:26 PM	(GMT --07:00) Pacific Standard Time	UC Davis	D8XSMGH1
Product Number : G2938B		Instrument	Run		8/16/2013 3:35:26 PM	(GMT --07:00) Pacific Standard Time	UC Davis	D8XSMGH1
Name :		Instrument	Run		8/16/2013 3:35:26 PM	(GMT --07:00) Pacific Standard Time	UC Davis	D8XSMGH1
Vendor : Agilent Technologies		Instrument	Run		8/16/2013 3:35:26 PM	(GMT --07:00) Pacific Standard Time	UC Davis	D8XSMGH1
Serial# : DE13701086		Instrument	Run		8/16/2013 3:35:26 PM	(GMT --07:00) Pacific Standard Time	UC Davis	D8XSMGH1
Firmware : C.01.069		Instrument	Run		8/16/2013 3:35:26 PM	(GMT --07:00) Pacific Standard Time	UC Davis	D8XSMGH1
Cartridge : Electrode		Instrument	Run		8/16/2013 3:35:26 PM	(GMT --07:00) Pacific Standard Time	UC Davis	D8XSMGH1