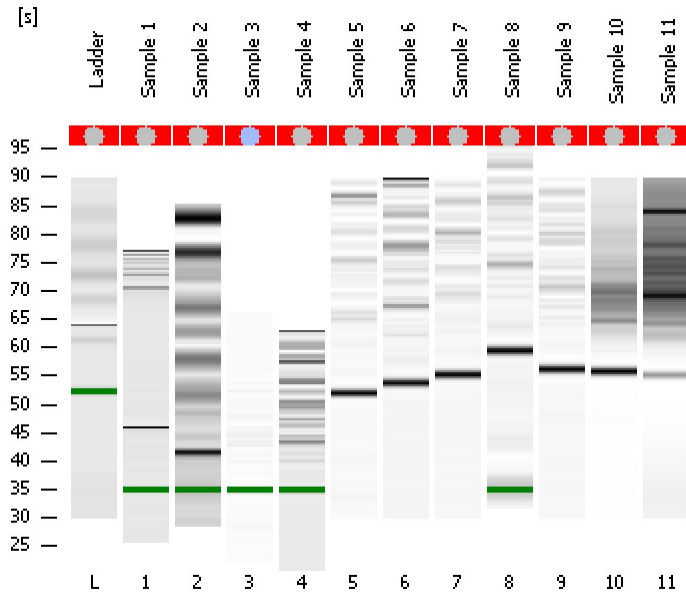


Assay Class: Small RNA
Data Path: C:\...ents and Settings\Bioanalyzer\2013-11-26\2013-11-26_004.xad

Created: 11/26/2013 2:28:12 PM
Modified: 11/26/2013 3:00:13 PM

Electrophoresis File Run Summary



Instrument Information:

Instrument Name: DE13701086 Firmware: C.01.069
Serial#: DE13701086 Type: G2938B

Assay Information:

Assay Origin Path: C:\Program Files\Agilent\2100 bioanalyzer\2100 expert\assays\RNA\Small RNA Series II.xsy

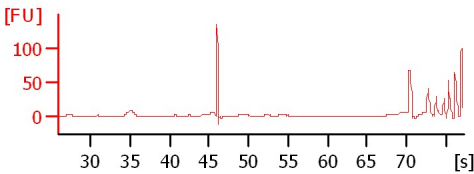
Assay Class: Small RNA
Version: 1.2
Assay Comments: Small RNA Analysis 6 - 150 nucleotides

© Copyright 2007 - 2009 Agilent Technologies, Inc.

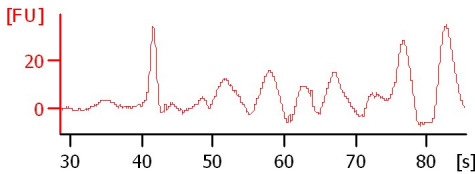
Chip Information:

Chip Lot #:
Reagent Kit Lot #:
Chip Comments:

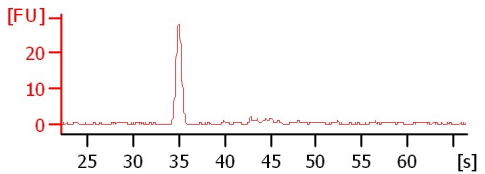
Sample 1
Number of Peaks: 4



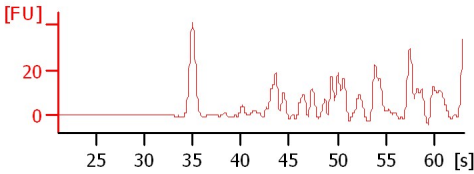
Sample 2
Number of Peaks: 16



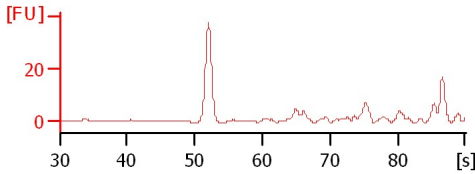
Sample 3
All Other Samples



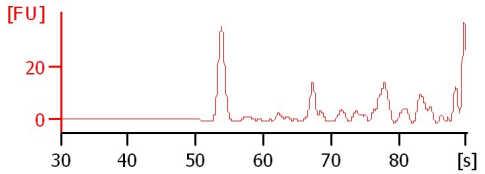
Sample 4
Number of Peaks: 17



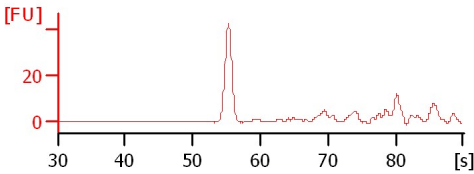
Sample 5
Number of Peaks: 7



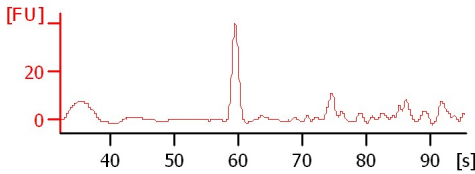
Sample 6
Number of Peaks: 11



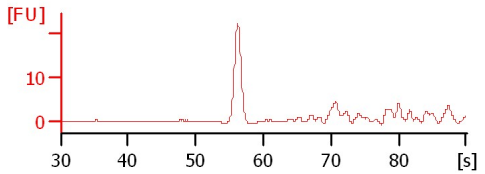
Sample 7
Number of Peaks: 8



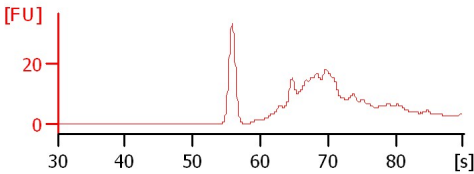
Sample 8
Number of Peaks: 14



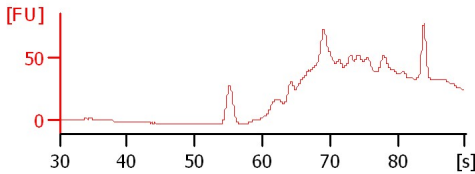
Sample 9
Number of Peaks: 4



Sample 10
Number of Peaks: 14



Sample 11
Number of Peaks: 15



Assay Class: Small RNA
Data Path: C:\...ents and Settings\Bioanalyzer\2013-11-26\2013-11-26_004.xad

Created: 11/26/2013 2:28:12 PM
Modified: 11/26/2013 3:00:13 PM

Electrophoresis File Run Summary (Chip Summary)

Sample Name	Sample Comment	Status	Result Label	Result Color
Sample 1		✓	Number of Peaks: 4	
Sample 2		✓	Number of Peaks: 16	
Sample 3		✓	All Other Samples	
Sample 4		✓	Number of Peaks: 17	
Sample 5		✓	Number of Peaks: 7	
Sample 6		✓	Number of Peaks: 11	
Sample 7		✓	Number of Peaks: 8	
Sample 8		✓	Number of Peaks: 14	
Sample 9		✓	Number of Peaks: 4	
Sample 10		✓	Number of Peaks: 14	
Sample 11		✓	Number of Peaks: 15	
Ladder		✓	Number of Peaks: 1	

Chip Lot #

Reagent Kit Lot #

Chip Comments :

Assay Class: Small RNA
Data Path: C:\...ents and Settings\Bioanalyzer\2013-11-26\2013-11-26_004.xad

Created: 11/26/2013 2:28:12 PM
Modified: 11/26/2013 3:00:13 PM

Electrophoresis Assay Details

General Analysis Settings

Number of Available Sample and Ladder Wells (Max.) : 12
Minimum Visible Range [s] : 30
Maximum Visible Range [s] : 90
Start Analysis Time Range [s] : 31
End Analysis Time Range [s] : 89
Ladder Concentration [pg/ μ l] : 2500
Lower Marker Concentration [pg/ μ l] : 500
Upper Marker Concentration [pg/ μ l] : 0
Used Lower Marker for Quantitation
Standard Curve Fit is Logarithmic
Show Data Aligned to Lower Marker

Integrator Settings

Integration Start Time [s] : 30
Integration End Time [s] : 89
Slope Threshold : 0.6
Height Threshold [FU] : 3
Area Threshold : 0.2
Width Threshold [s] : 0.5
Baseline Plateau [s] : 60

Filter Settings

Filter Width [s] : 0.5
Polynomial Order : 4

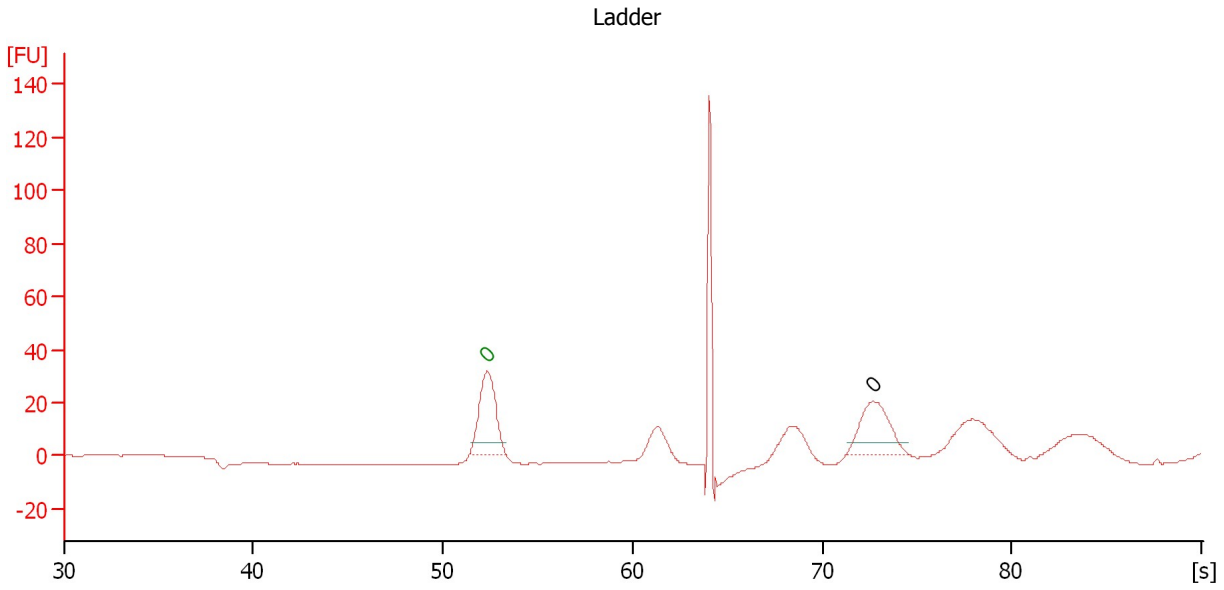
Ladder

Ladder Peak	Size
1	4
2	20
3	40
4	60
5	80
6	100
7	150

Assay Class: Small RNA
Data Path: C:\...ents and Settings\Bioanalyzer\2013-11-26\2013-11-26_004.xad

Created: 11/26/2013 2:28:12 PM
Modified: 11/26/2013 3:00:13 PM

Electropherogram Summary



Overall Results for Ladder

Result Flagging Color:

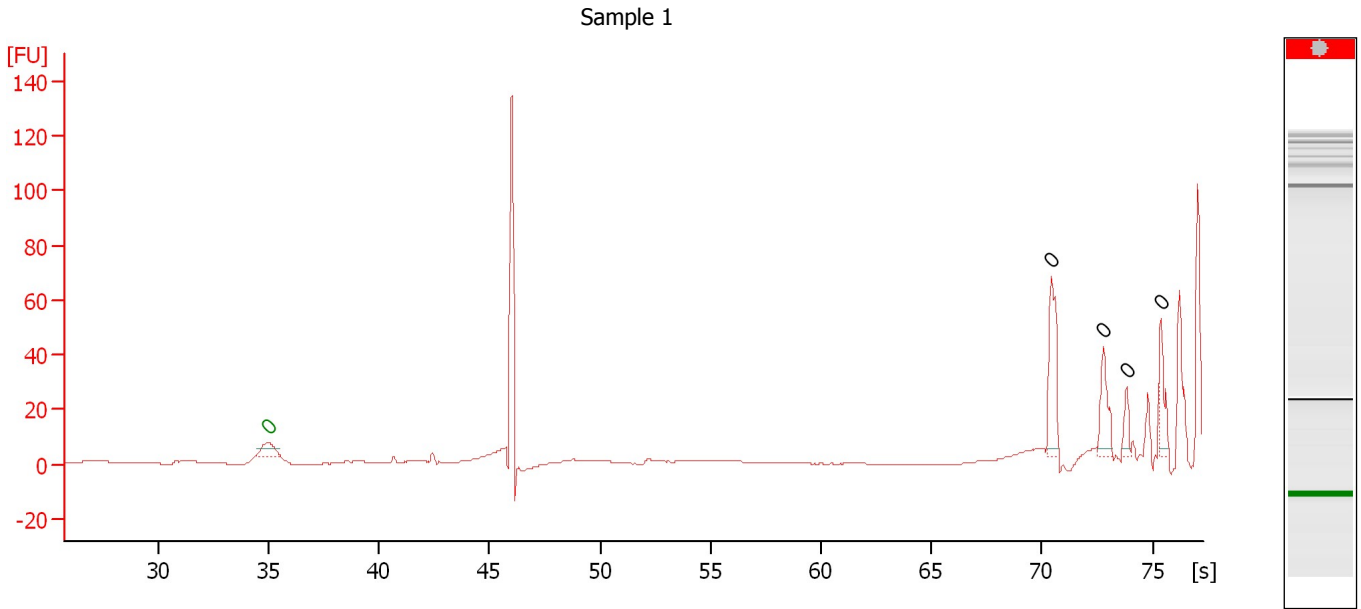
Result Flagging Label:

Number of Peaks: 1

Assay Class: Small RNA
Data Path: C:\...ents and Settings\Bioanalyzer\2013-11-26\2013-11-26_004.xad

Created: 11/26/2013 2:28:12 PM
Modified: 11/26/2013 3:00:13 PM

Electropherogram Summary Continued ...



Overall Results for sample 1 : Sample 1

Result Flagging Color:

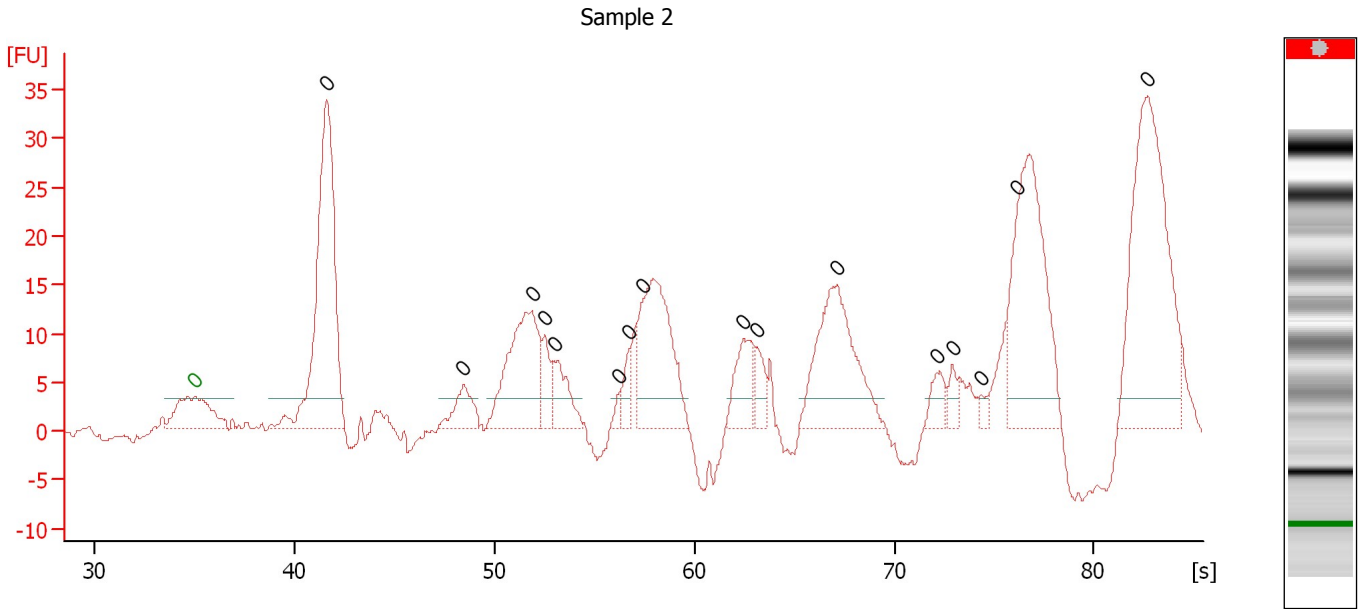
Result Flagging Label:

Number of Peaks: 4

Assay Class: Small RNA
Data Path: C:\...ents and Settings\Bioanalyzer\2013-11-26\2013-11-26_004.xad

Created: 11/26/2013 2:28:12 PM
Modified: 11/26/2013 3:00:13 PM

Electropherogram Summary Continued ...



Overall Results for sample 2 : Sample 2

Result Flagging Color:

Result Flagging Label:

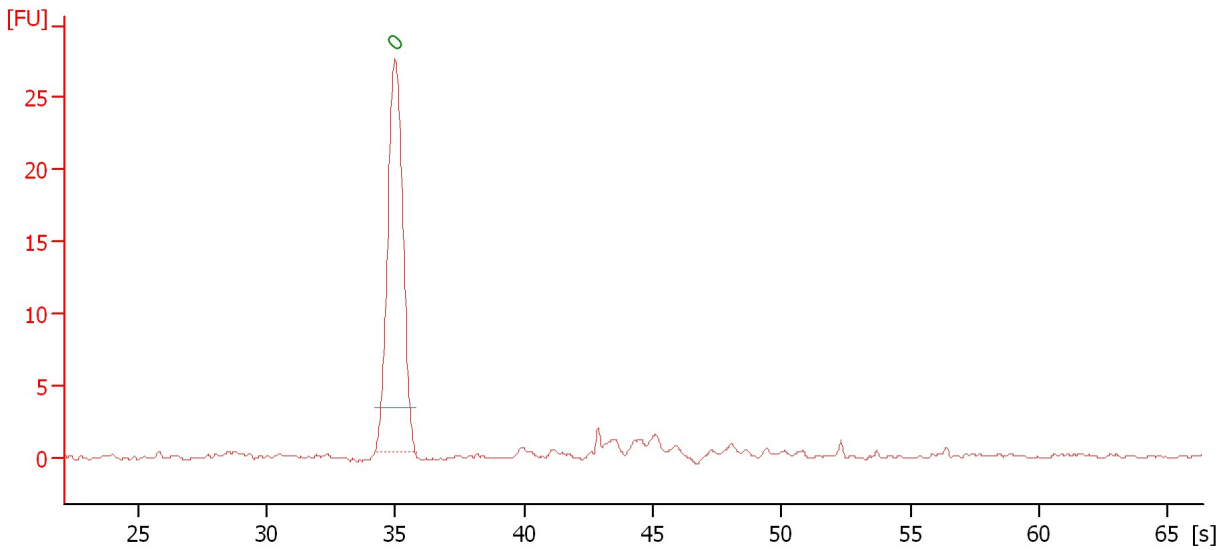
Number of Peaks: 16

Assay Class: Small RNA
Data Path: C:\...ents and Settings\Bioanalyzer\2013-11-26\2013-11-26_004.xad

Created: 11/26/2013 2:28:12 PM
Modified: 11/26/2013 3:00:13 PM

Electropherogram Summary Continued ...

Sample 3



Overall Results for sample 3 : Sample 3

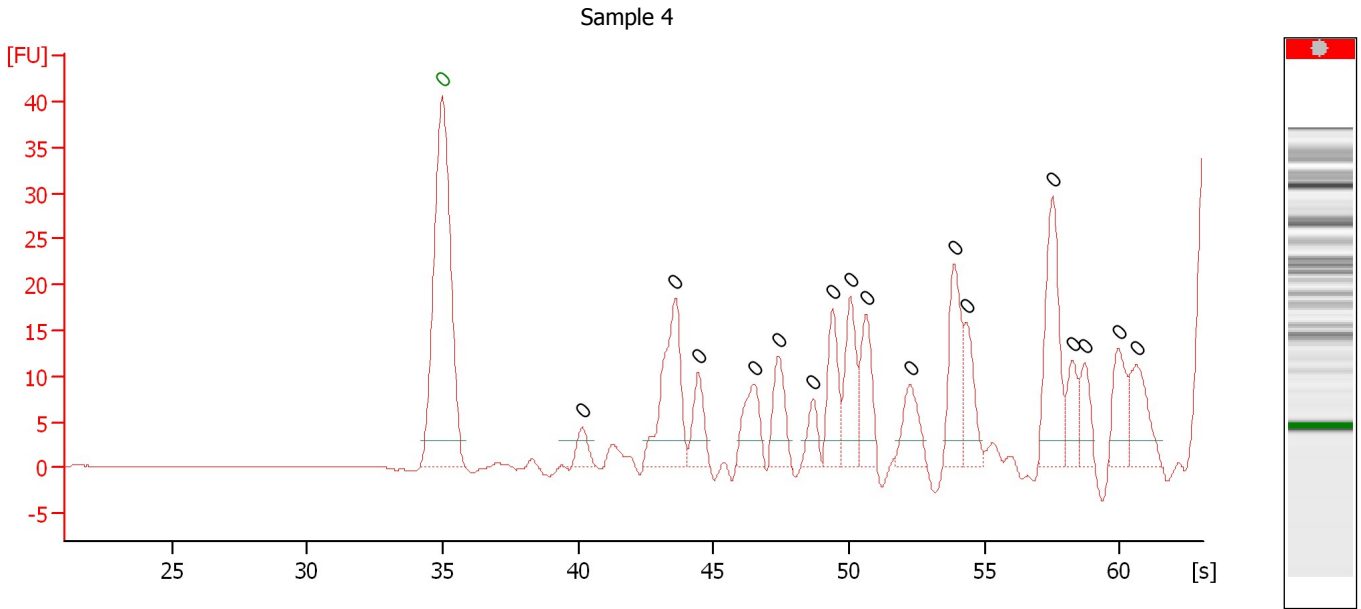
Result Flagging Color:

Result Flagging Label: All Other Samples

Assay Class: Small RNA
Data Path: C:\...ents and Settings\Bioanalyzer\2013-11-26\2013-11-26_004.xad

Created: 11/26/2013 2:28:12 PM
Modified: 11/26/2013 3:00:13 PM

Electropherogram Summary Continued ...



Overall Results for sample 4 : Sample 4

Result Flagging Color:

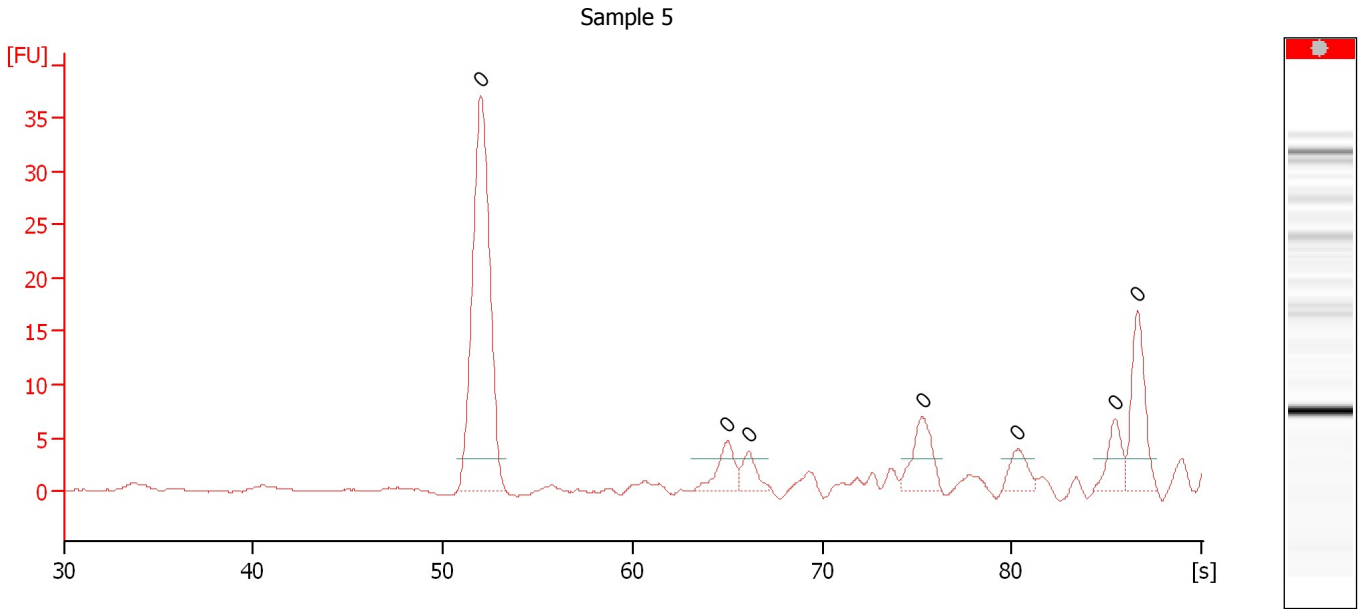
Result Flagging Label:

Number of Peaks: 17

Assay Class: Small RNA
Data Path: C:\...ents and Settings\Bioanalyzer\2013-11-26\2013-11-26_004.xad

Created: 11/26/2013 2:28:12 PM
Modified: 11/26/2013 3:00:13 PM

Electropherogram Summary Continued ...



Overall Results for sample 5 : Sample 5

Result Flagging Color:

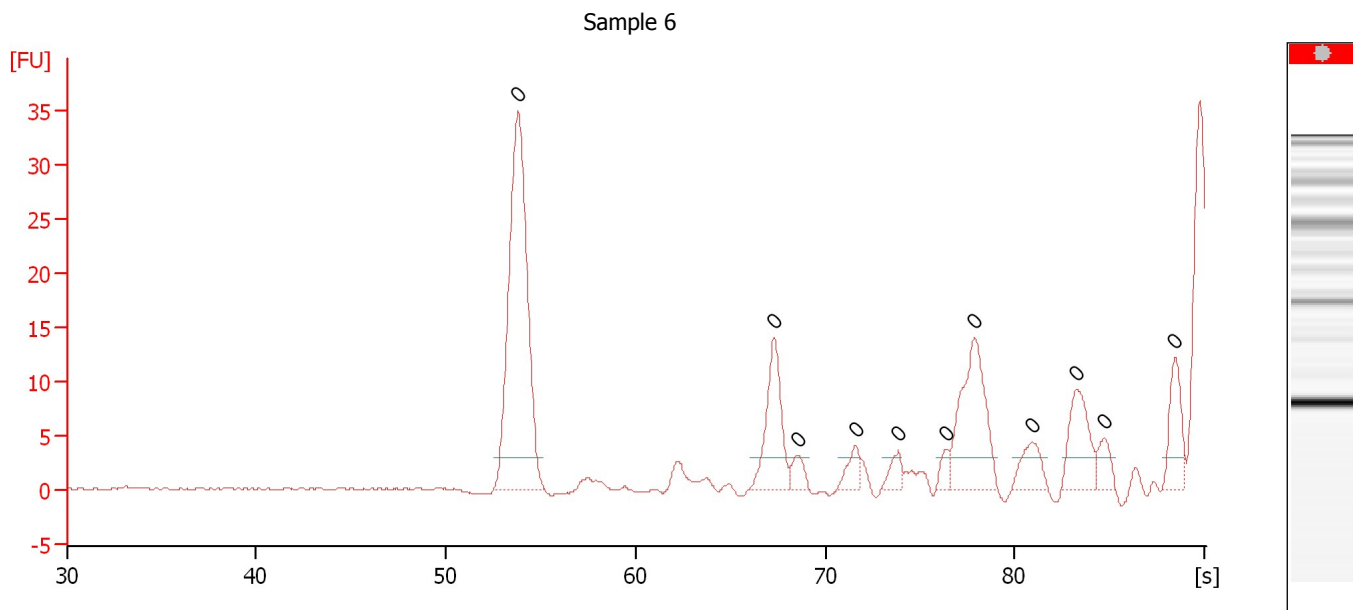
Result Flagging Label:

Number of Peaks: 7

Assay Class: Small RNA
Data Path: C:\...ents and Settings\Bioanalyzer\2013-11-26\2013-11-26_004.xad

Created: 11/26/2013 2:28:12 PM
Modified: 11/26/2013 3:00:13 PM

Electropherogram Summary Continued ...



Overall Results for sample 6 : Sample 6

Result Flagging Color:



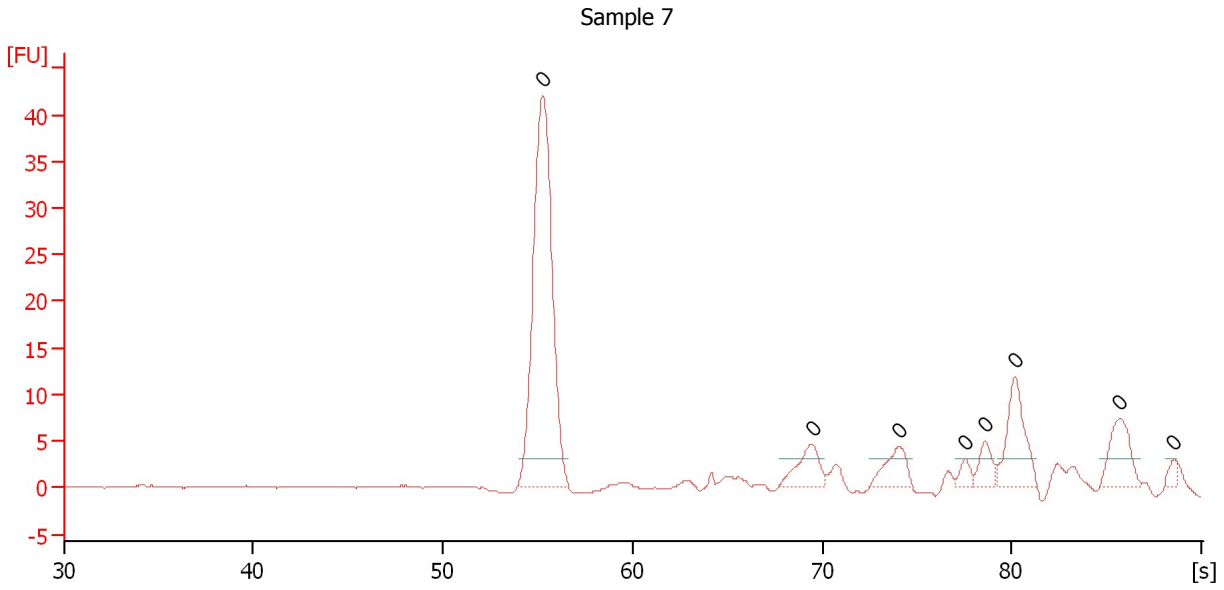
Result Flagging Label:

Number of Peaks: 11

Assay Class: Small RNA
Data Path: C:\...ents and Settings\Bioanalyzer\2013-11-26\2013-11-26_004.xad

Created: 11/26/2013 2:28:12 PM
Modified: 11/26/2013 3:00:13 PM

Electropherogram Summary Continued ...



Overall Results for sample 7 : Sample 7

Result Flagging Color:

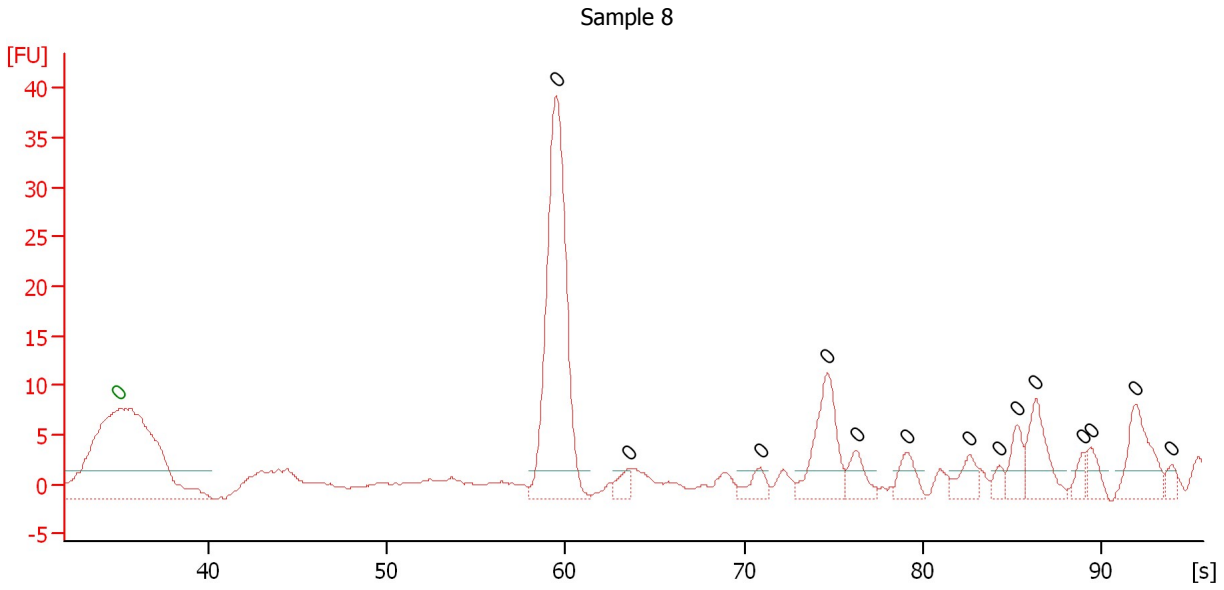
Result Flagging Label:

Number of Peaks: 8

Assay Class: Small RNA
Data Path: C:\...ents and Settings\Bioanalyzer\2013-11-26\2013-11-26_004.xad

Created: 11/26/2013 2:28:12 PM
Modified: 11/26/2013 3:00:13 PM

Electropherogram Summary Continued ...



Overall Results for sample 8 : Sample 8

Result Flagging Color:

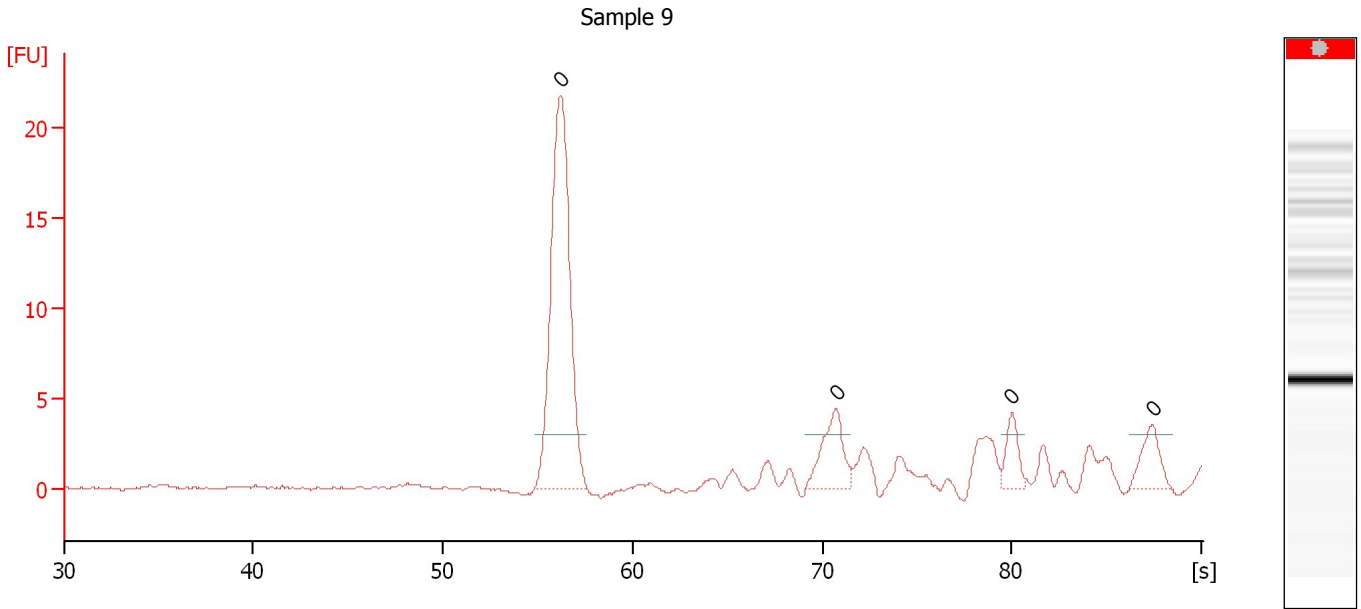
Result Flagging Label:

Number of Peaks: 14

Assay Class: Small RNA
Data Path: C:\...ents and Settings\Bioanalyzer\2013-11-26\2013-11-26_004.xad

Created: 11/26/2013 2:28:12 PM
Modified: 11/26/2013 3:00:13 PM

Electropherogram Summary Continued ...



Overall Results for sample 9 : Sample 9

Result Flagging Color:

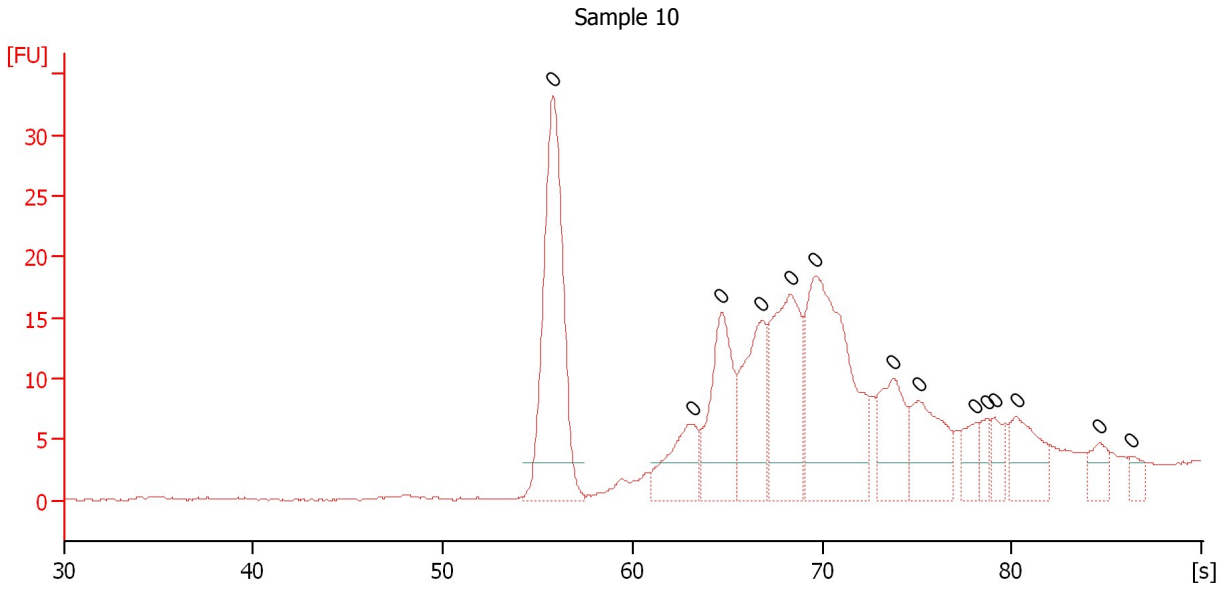
Result Flagging Label:

Number of Peaks: 4

Assay Class: Small RNA
Data Path: C:\...ents and Settings\Bioanalyzer\2013-11-26\2013-11-26_004.xad

Created: 11/26/2013 2:28:12 PM
Modified: 11/26/2013 3:00:13 PM

Electropherogram Summary Continued ...



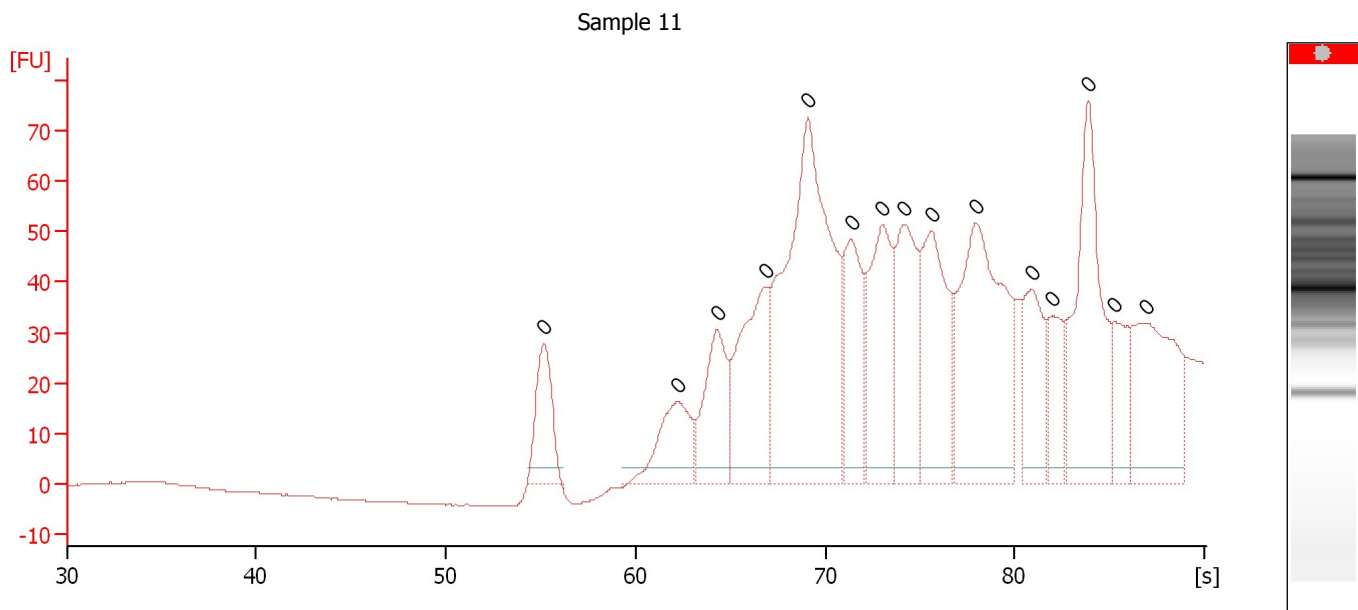
Overall Results for sample 10 : Sample 10

Result Flagging Color: Result Flagging Label: Number of Peaks: 14

Assay Class: Small RNA
Data Path: C:\...ents and Settings\Bioanalyzer\2013-11-26\2013-11-26_004.xad

Created: 11/26/2013 2:28:12 PM
Modified: 11/26/2013 3:00:13 PM

Electropherogram Summary Continued ...



Overall Results for sample 11 : Sample 11

Result Flagging Color: Result Flagging Label: Number of Peaks: 15

Assay Class: Small RNA
Data Path: C:\...ents and Settings\Bioanalyzer\2013-11-26\2013-11-26_004.xad

Created: 11/26/2013 2:28:12 PM
Modified: 11/26/2013 3:00:13 PM

Gel Image

