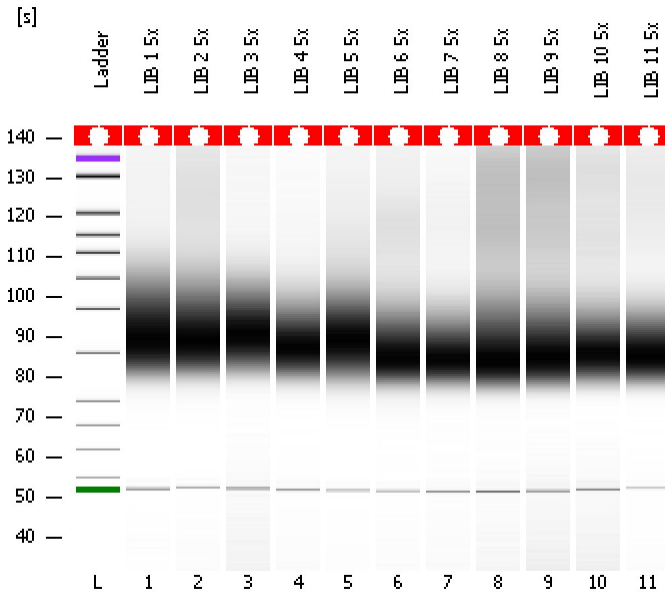


Assay Class: High Sensitivity DNA Assay
Data Path: C:\... bioanalyzer\2100 expert\data\2014-07-15\2014-07-15_004.xad

Created: 7/15/2014 12:36:36 PM
Modified: 7/15/2014 1:17:58 PM

Electrophoresis File Run Summary



Instrument Information:

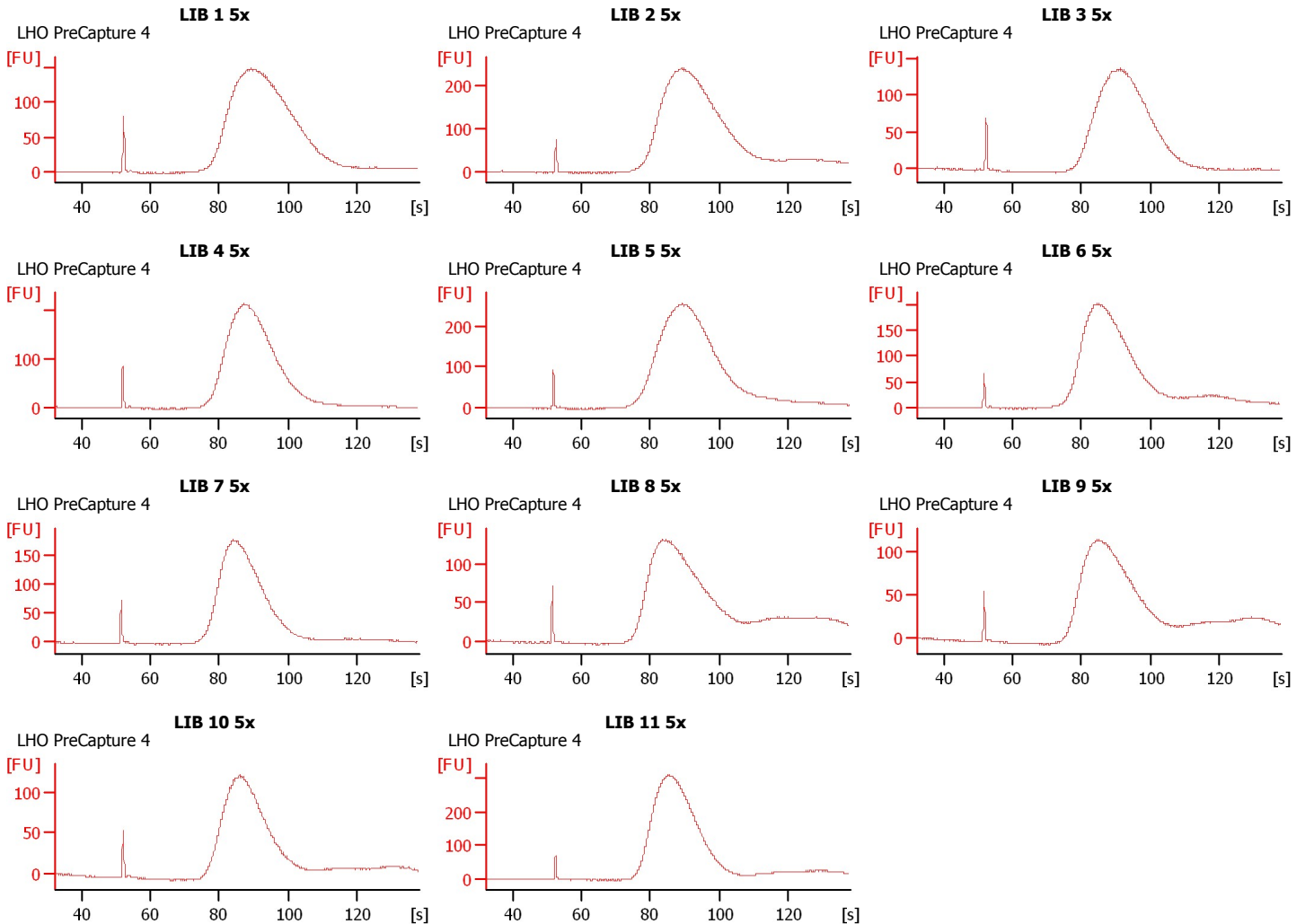
Instrument Name: DE13701086 Firmware: C.01.069
Serial#: DE13701086 Type: G2938B

Assay Information:

Assay Origin Path: C:\Program Files\Agilent\2100 bioanalyzer\2100 expert\assays\dsDNA\High Sensitivity DNA.xsy
Assay Class: High Sensitivity DNA Assay
Version: 1.03
Assay Comments: Copyright © 2003-2010 Agilent Technologies

Chip Information:

Chip Lot #: Reagent Kit Lot #: Chip Comments:



Assay Class: High Sensitivity DNA Assay
Data Path: C:\... bioanalyzer\2100 expert\data\2014-07-15\2014-07-15_004.xad

Created: 7/15/2014 12:36:36 PM
Modified: 7/15/2014 1:17:58 PM

Electrophoresis File Run Summary (Chip Summary)

Sample Name	Sample Comment	Rest. Digest	Status	Observation	Result Label	Result Color
LIB 1 5x	LHO PreCapture 4	<input type="checkbox"/>	✓			
LIB 2 5x	LHO PreCapture 4	<input type="checkbox"/>	✓			
LIB 3 5x	LHO PreCapture 4	<input type="checkbox"/>	✓			
LIB 4 5x	LHO PreCapture 4	<input type="checkbox"/>	✓			
LIB 5 5x	LHO PreCapture 4	<input type="checkbox"/>	✓			
LIB 6 5x	LHO PreCapture 4	<input type="checkbox"/>	✓			
LIB 7 5x	LHO PreCapture 4	<input type="checkbox"/>	✓			
LIB 8 5x	LHO PreCapture 4	<input type="checkbox"/>	✓			
LIB 9 5x	LHO PreCapture 4	<input type="checkbox"/>	✓			
LIB 10 5x	LHO PreCapture 4	<input type="checkbox"/>	✓			
LIB 11 5x	LHO PreCapture 4	<input type="checkbox"/>	✓			
Ladder		<input type="checkbox"/>	✓			

Chip Lot #**Reagent Kit Lot #****Chip Comments :**

Assay Class: High Sensitivity DNA Assay
Data Path: C:\... bioanalyzer\2100 expert\data\2014-07-15\2014-07-15_004.xad

Created: 7/15/2014 12:36:36 PM
Modified: 7/15/2014 1:17:58 PM

Electrophoresis Assay Details

General Analysis Settings

Number of Available Sample and Ladder Wells (Max.) : 12
Minimum Visible Range [s] : 32
Maximum Visible Range [s] : 138
Start Analysis Time Range [s] : 33
End Analysis Time Range [s] : 137.5
Ladder Concentration [pg/μl] : 1950
Uses Standard Area for Ladder Fragments
Lower Marker Concentration [pg/μl] : 125
Upper Marker Concentration [pg/μl] : 75
Used Upper Marker for Quantitation
Standard Curve Fit is Point to Point
Show Data Aligned to Lower and Upper Marker

Integrator Settings

Integration Start Time [s] : 33.05
Integration End Time [s] : 137
Slope Threshold : 0.8
Height Threshold [FU] : 5
Area Threshold : 0.1
Width Threshold [s] : 0.6
Baseline Plateau [s] : 0.5

Filter Settings

Filter Width [s] : 0.5
Polynomial Order : 4

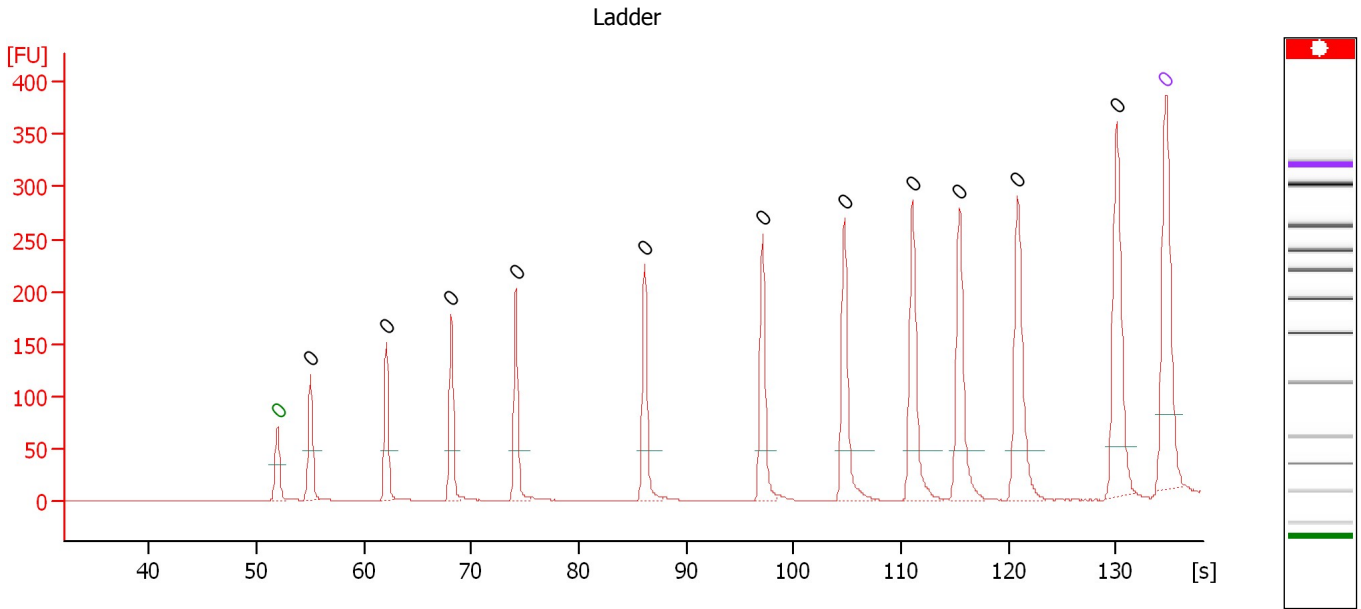
Ladder

Ladder Peak	Size	Area
1	35	160
2	50	210
3	100	208
4	150	221
5	200	242
6	300	270
7	400	305
8	500	306
9	600	336
10	700	321
11	1000	366
12	2000	413
13	3000	411
14	7000	400
15	10380	214

Assay Class: High Sensitivity DNA Assay
 Data Path: C:\... bioanalyzer\2100 expert\data\2014-07-15\2014-07-15_004.xad

Created: 7/15/2014 12:36:36 PM
 Modified: 7/15/2014 1:17:58 PM

Electropherogram Summary



Overall Results for Ladder

Noise: 0.2

Peak table for Ladder

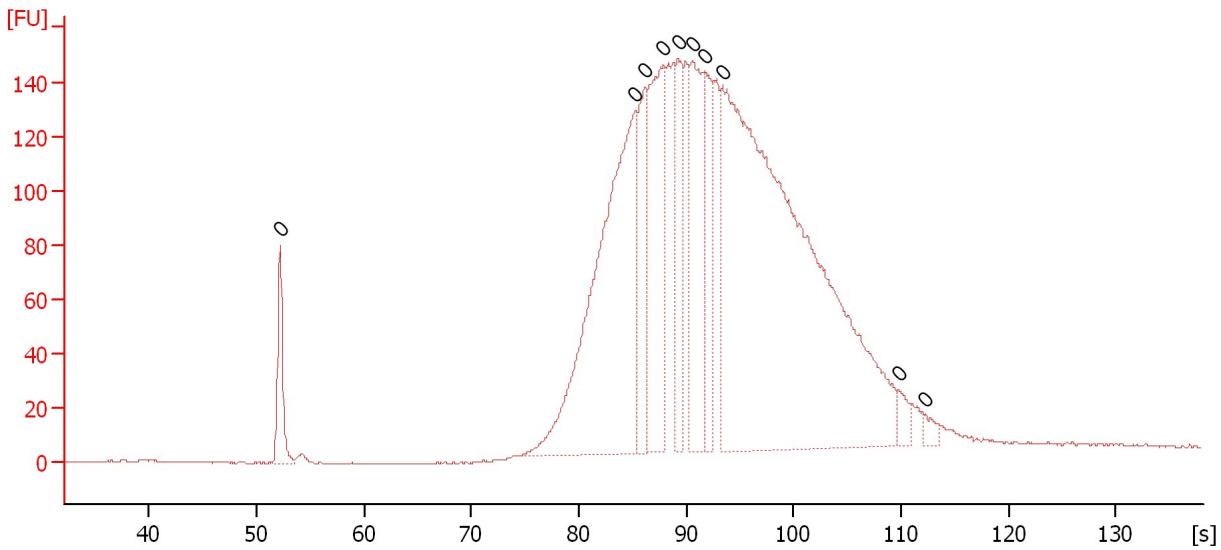
Peak	Size [bp]	Conc. [pg/μl]	Molarity [pmol/l]	Observations
1	0	0.00	0.0	Lower Marker
2	0	0.00	0.0	Ladder Peak
3	0	0.00	0.0	Ladder Peak
4	0	0.00	0.0	Ladder Peak
5	0	0.00	0.0	Ladder Peak
6	0	0.00	0.0	Ladder Peak
7	0	0.00	0.0	Ladder Peak
8	0	0.00	0.0	Ladder Peak
9	0	0.00	0.0	Ladder Peak
10	0	0.00	0.0	Ladder Peak
11	0	0.00	0.0	Ladder Peak
12	0	0.00	0.0	Ladder Peak
13	0	0.00	0.0	Upper Marker

Assay Class: High Sensitivity DNA Assay
Data Path: C:\... bioanalyzer\2100 expert\data\2014-07-15\2014-07-15_004.xad

Created: 7/15/2014 12:36:36 PM
Modified: 7/15/2014 1:17:58 PM

Electropherogram Summary Continued ...

LIB 1 5x [LHO PreCapture 4]



Overall Results for sample 1 : LIB 1 5x

Number of peaks found: 0 Noise: 0.2

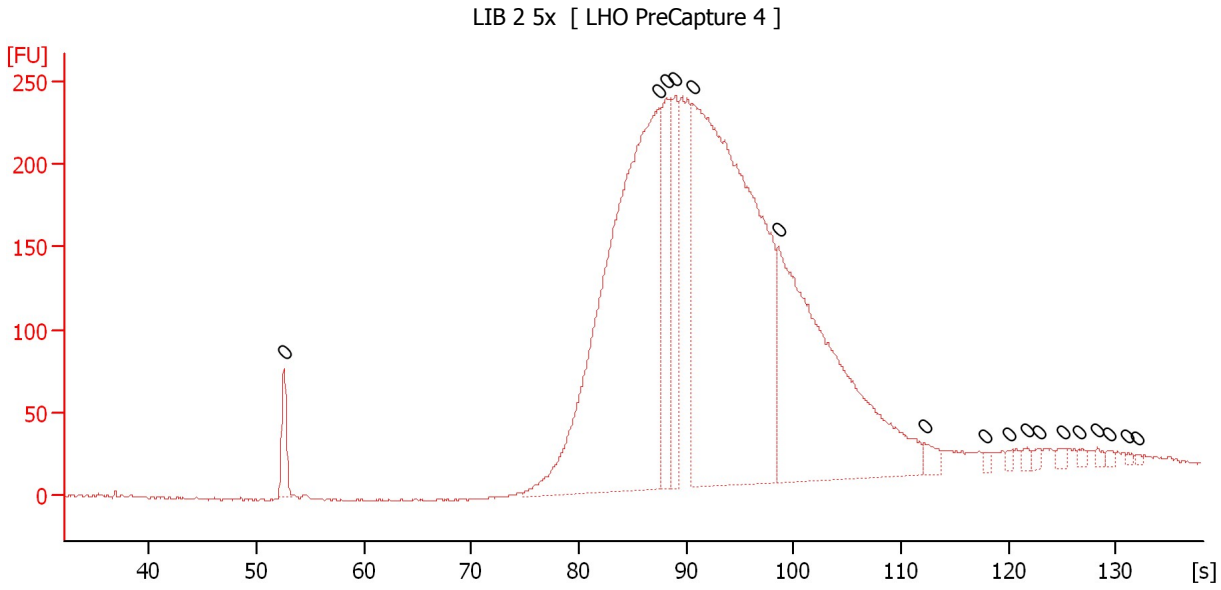
Peak table for sample 1 : LIB 1 5x

Peak	Size [bp]	Conc. [pg/μl]	Molarity [pmol/l]	Observations
1	0	0.00	0.0	
2	0	0.00	0.0	
3	0	0.00	0.0	
4	0	0.00	0.0	
5	0	0.00	0.0	
6	0	0.00	0.0	
7	0	0.00	0.0	
8	0	0.00	0.0	
9	0	0.00	0.0	
10	0	0.00	0.0	

Assay Class: High Sensitivity DNA Assay
 Data Path: C:\... bioanalyzer\2100 expert\data\2014-07-15\2014-07-15_004.xad

Created: 7/15/2014 12:36:36 PM
 Modified: 7/15/2014 1:17:58 PM

Electropherogram Summary Continued ...



Overall Results for sample 2 : LIB 2 5x

Number of peaks found: 0 Noise: 0.7

Peak table for sample 2 : LIB 2 5x

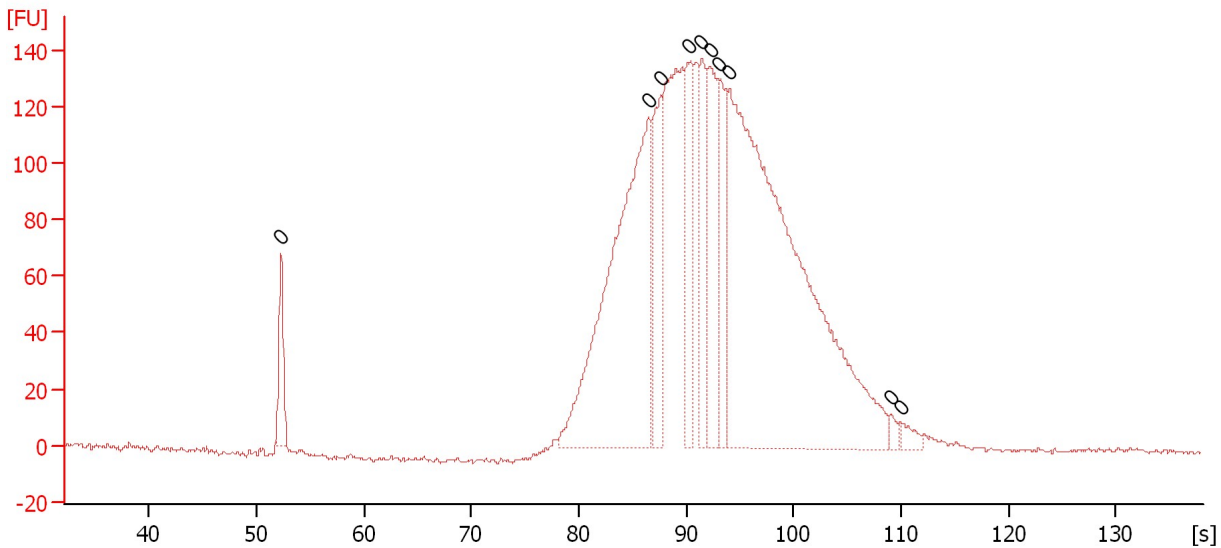
Peak	Size [bp]	Conc. [pg/μl]	Molarity [pmol/l]	Observations
1	0	0.00	0.0	
2	0	0.00	0.0	
3	0	0.00	0.0	
4	0	0.00	0.0	
5	0	0.00	0.0	
6	0	0.00	0.0	
7	0	0.00	0.0	
8	0	0.00	0.0	
9	0	0.00	0.0	
10	0	0.00	0.0	
11	0	0.00	0.0	
12	0	0.00	0.0	
13	0	0.00	0.0	
14	0	0.00	0.0	
15	0	0.00	0.0	
16	0	0.00	0.0	
17	0	0.00	0.0	

Assay Class: High Sensitivity DNA Assay
 Data Path: C:\... bioanalyzer\2100 expert\data\2014-07-15\2014-07-15_004.xad

Created: 7/15/2014 12:36:36 PM
 Modified: 7/15/2014 1:17:58 PM

Electropherogram Summary Continued ...

LIB 3 5x [LHO PreCapture 4]



Overall Results for sample 3 : LIB 3 5x

Number of peaks found: 0 Noise: 0.7

Peak table for sample 3 : LIB 3 5x

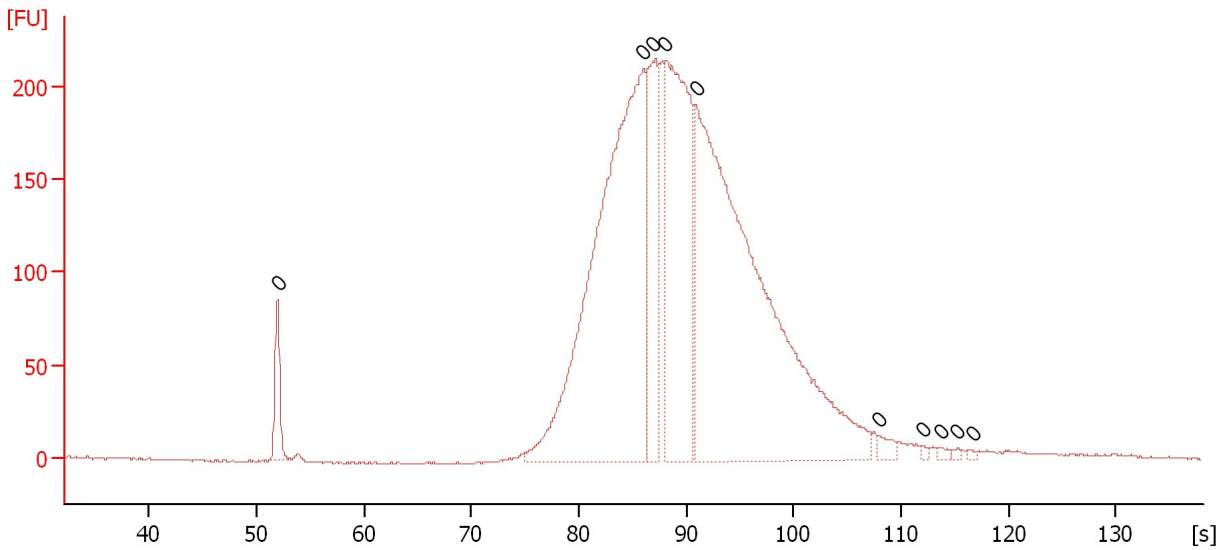
Peak	Size [bp]	Conc. [pg/μl]	Molarity [pmol/l]	Observations
1	0	0.00	0.0	
2	0	0.00	0.0	
3	0	0.00	0.0	
4	0	0.00	0.0	
5	0	0.00	0.0	
6	0	0.00	0.0	
7	0	0.00	0.0	
8	0	0.00	0.0	
9	0	0.00	0.0	
10	0	0.00	0.0	

Assay Class: High Sensitivity DNA Assay
Data Path: C:\... bioanalyzer\2100 expert\data\2014-07-15\2014-07-15_004.xad

Created: 7/15/2014 12:36:36 PM
Modified: 7/15/2014 1:17:58 PM

Electropherogram Summary Continued ...

LIB 4 5x [LHO PreCapture 4]



Overall Results for sample 4 : LIB 4 5x

Number of peaks found: 0 Noise: 0.6

Peak table for sample 4 : LIB 4 5x

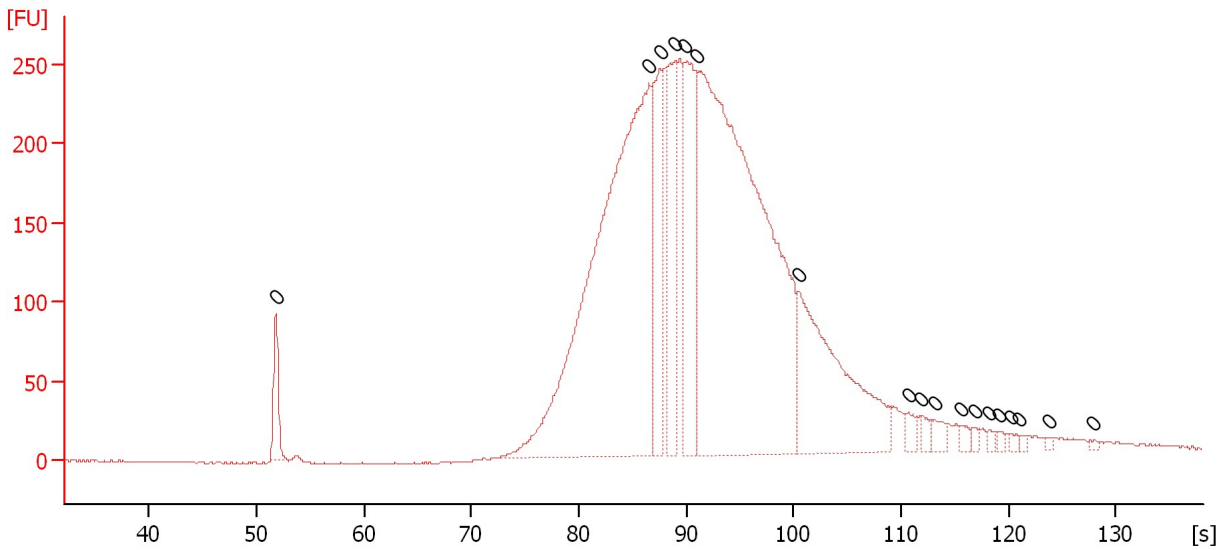
Peak	Size [bp]	Conc. [pg/μl]	Molarity [pmol/l]	Observations
1	0	0.00	0.0	
2	0	0.00	0.0	
3	0	0.00	0.0	
4	0	0.00	0.0	
5	0	0.00	0.0	
6	0	0.00	0.0	
7	0	0.00	0.0	
8	0	0.00	0.0	
9	0	0.00	0.0	
10	0	0.00	0.0	

Assay Class: High Sensitivity DNA Assay
 Data Path: C:\... bioanalyzer\2100 expert\data\2014-07-15\2014-07-15_004.xad

Created: 7/15/2014 12:36:36 PM
 Modified: 7/15/2014 1:17:58 PM

Electropherogram Summary Continued ...

LIB 5 5x [LHO PreCapture 4]



Overall Results for sample 5 : LIB 5 5x

Number of peaks found: 0 Noise: 0.5

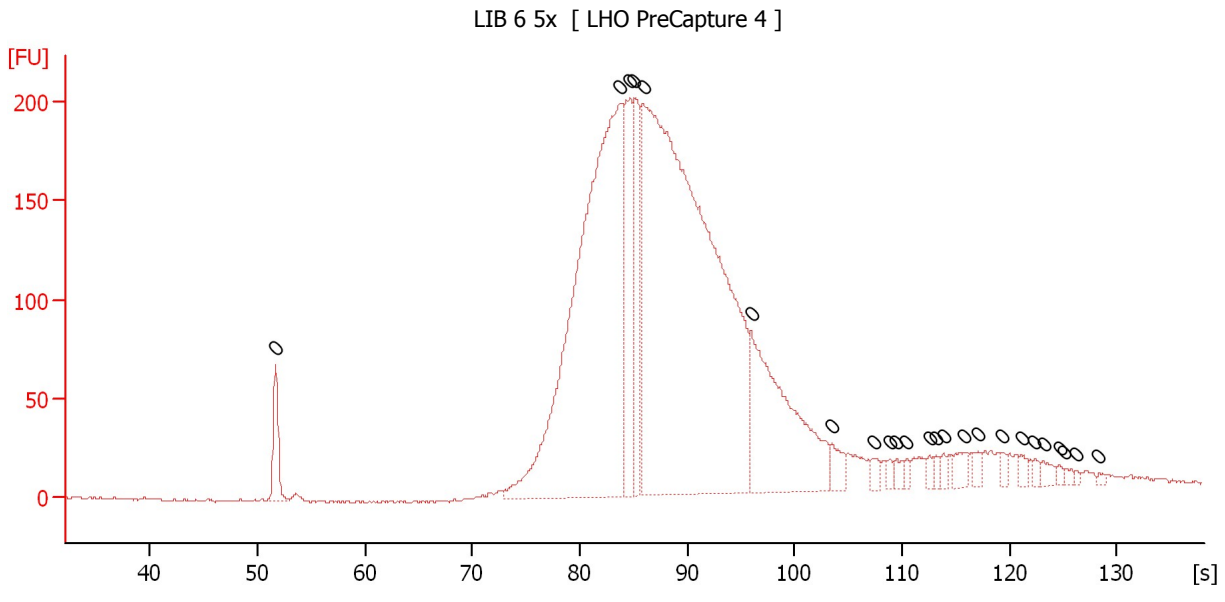
Peak table for sample 5 : LIB 5 5x

Peak	Size [bp]	Conc. [pg/μl]	Molarity [pmol/l]	Observations
1	0	0.00	0.0	
2	0	0.00	0.0	
3	0	0.00	0.0	
4	0	0.00	0.0	
5	0	0.00	0.0	
6	0	0.00	0.0	
7	0	0.00	0.0	
8	0	0.00	0.0	
9	0	0.00	0.0	
10	0	0.00	0.0	
11	0	0.00	0.0	
12	0	0.00	0.0	
13	0	0.00	0.0	
14	0	0.00	0.0	
15	0	0.00	0.0	
16	0	0.00	0.0	
17	0	0.00	0.0	
18	0	0.00	0.0	

Assay Class: High Sensitivity DNA Assay
 Data Path: C:\... bioanalyzer\2100 expert\data\2014-07-15\2014-07-15_004.xad

Created: 7/15/2014 12:36:36 PM
 Modified: 7/15/2014 1:17:58 PM

Electropherogram Summary Continued ...



Overall Results for sample 6 : LIB 6 5x

Number of peaks found: 0 Noise: 0.7

Peak table for sample 6 : LIB 6 5x

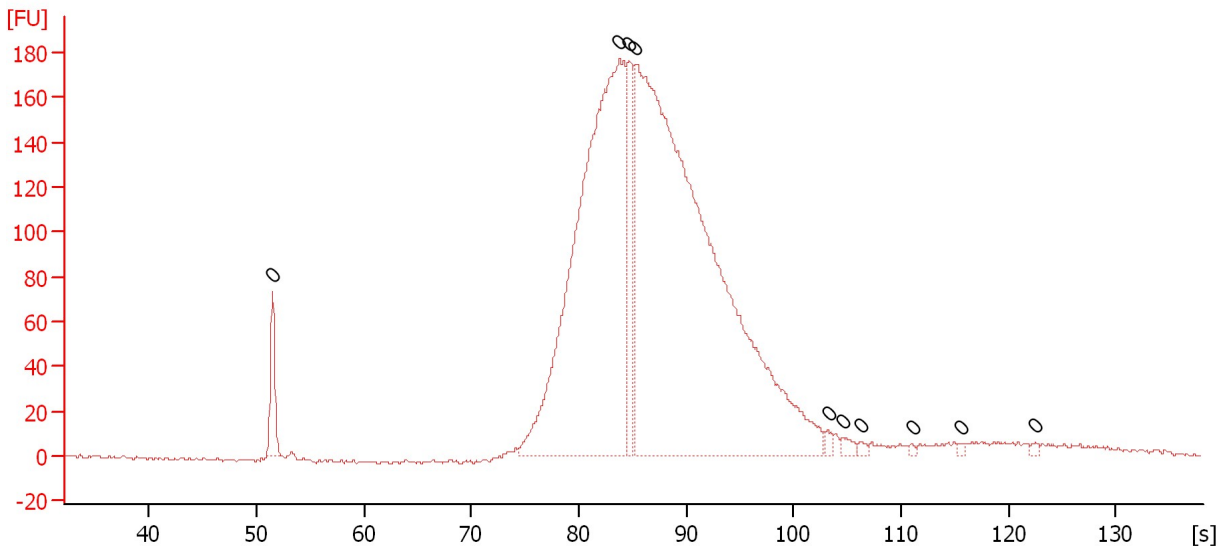
Peak	Size [bp]	Conc. [pg/μl]	Molarity [pmol/l]	Observations
1	0	0.00	0.0	
2	0	0.00	0.0	
3	0	0.00	0.0	
4	0	0.00	0.0	
5	0	0.00	0.0	
6	0	0.00	0.0	
7	0	0.00	0.0	
8	0	0.00	0.0	
9	0	0.00	0.0	
10	0	0.00	0.0	
11	0	0.00	0.0	
12	0	0.00	0.0	
13	0	0.00	0.0	
14	0	0.00	0.0	
15	0	0.00	0.0	
16	0	0.00	0.0	
17	0	0.00	0.0	
18	0	0.00	0.0	
19	0	0.00	0.0	
20	0	0.00	0.0	
21	0	0.00	0.0	
22	0	0.00	0.0	
23	0	0.00	0.0	
24	0	0.00	0.0	

Assay Class: High Sensitivity DNA Assay
Data Path: C:\... bioanalyzer\2100 expert\data\2014-07-15\2014-07-15_004.xad

Created: 7/15/2014 12:36:36 PM
Modified: 7/15/2014 1:17:58 PM

Electropherogram Summary Continued ...

LIB 7 5x [LHO PreCapture 4]



Overall Results for sample 7 : LIB 7 5x

Number of peaks found: 0 Noise: 0.8

Peak table for sample 7 : LIB 7 5x

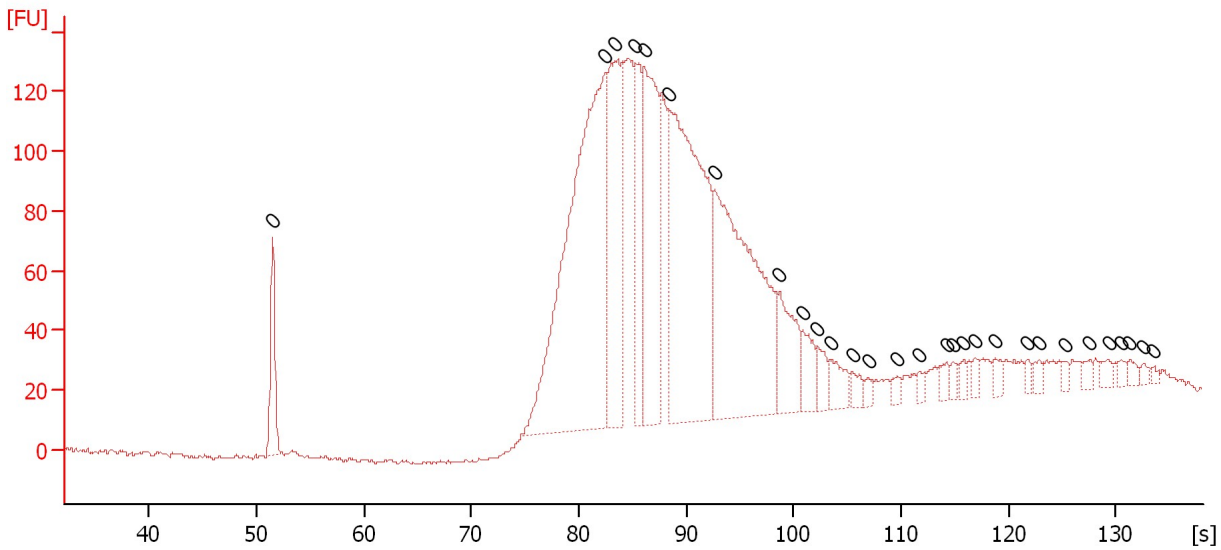
Peak	Size [bp]	Conc. [pg/μl]	Molarity [pmol/l]	Observations
1	0	0.00	0.0	
2	0	0.00	0.0	
3	0	0.00	0.0	
4	0	0.00	0.0	
5	0	0.00	0.0	
6	0	0.00	0.0	
7	0	0.00	0.0	
8	0	0.00	0.0	
9	0	0.00	0.0	
10	0	0.00	0.0	

Assay Class: High Sensitivity DNA Assay
 Data Path: C:\... bioanalyzer\2100 expert\data\2014-07-15\2014-07-15_004.xad

Created: 7/15/2014 12:36:36 PM
 Modified: 7/15/2014 1:17:58 PM

Electropherogram Summary Continued ...

LIB 8 5x [LHO PreCapture 4]



Overall Results for sample 8 : LIB 8 5x

Number of peaks found: 0 Noise: 0.7

Peak table for sample 8 : LIB 8 5x

Peak	Size [bp]	Conc. [pg/µl]	Molarity [pmol/l]	Observations
1	0	0.00	0.0	
2	0	0.00	0.0	
3	0	0.00	0.0	
4	0	0.00	0.0	
5	0	0.00	0.0	
6	0	0.00	0.0	
7	0	0.00	0.0	
8	0	0.00	0.0	
9	0	0.00	0.0	
10	0	0.00	0.0	
11	0	0.00	0.0	
12	0	0.00	0.0	
13	0	0.00	0.0	
14	0	0.00	0.0	
15	0	0.00	0.0	
16	0	0.00	0.0	
17	0	0.00	0.0	
18	0	0.00	0.0	
19	0	0.00	0.0	
20	0	0.00	0.0	
21	0	0.00	0.0	
22	0	0.00	0.0	
23	0	0.00	0.0	
24	0	0.00	0.0	
25	0	0.00	0.0	
26	0	0.00	0.0	
27	0	0.00	0.0	

Assay Class: High Sensitivity DNA Assay
Data Path: C:\... bioanalyzer\2100 expert\data\2014-07-15\2014-07-15_004.xad

Created: 7/15/2014 12:36:36 PM
Modified: 7/15/2014 1:17:58 PM

Electropherogram Summary Continued ...

... Peak table for sample 8 : LIB 8 5x

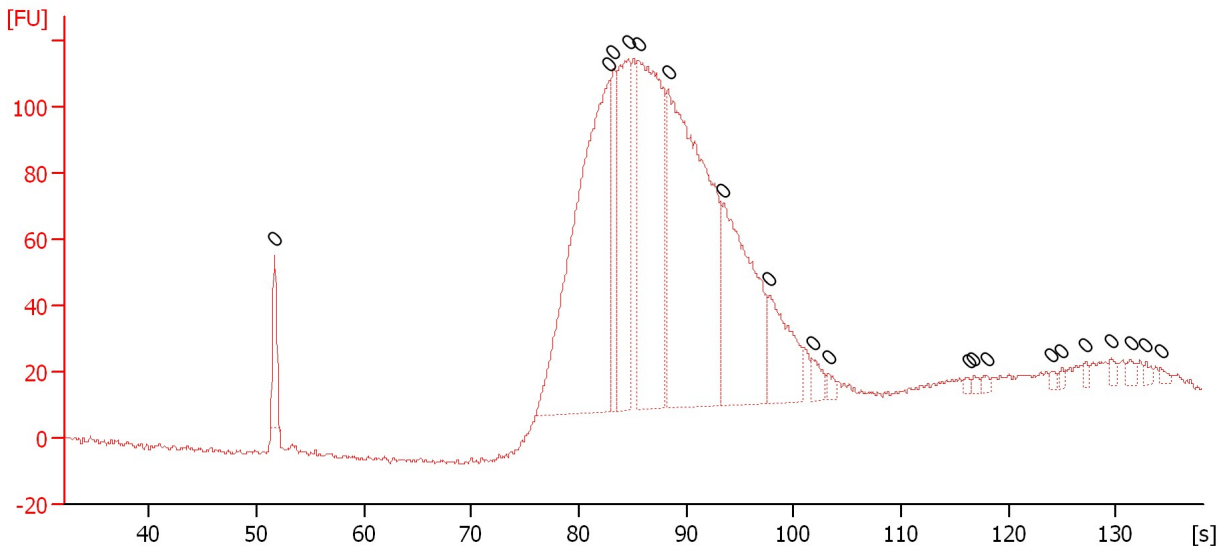
Peak	Size [bp]	Conc. [pg/ μ l]	Molarity [pmol/l]	Observations
28	0	0.00	0.0	
29	0	0.00	0.0	

Assay Class: High Sensitivity DNA Assay
 Data Path: C:\... bioanalyzer\2100 expert\data\2014-07-15\2014-07-15_004.xad

Created: 7/15/2014 12:36:36 PM
 Modified: 7/15/2014 1:17:58 PM

Electropherogram Summary Continued ...

LIB 9 5x [LHO PreCapture 4]



Overall Results for sample 9 : LIB 9 5x

Number of peaks found: 0 Noise: 0.7

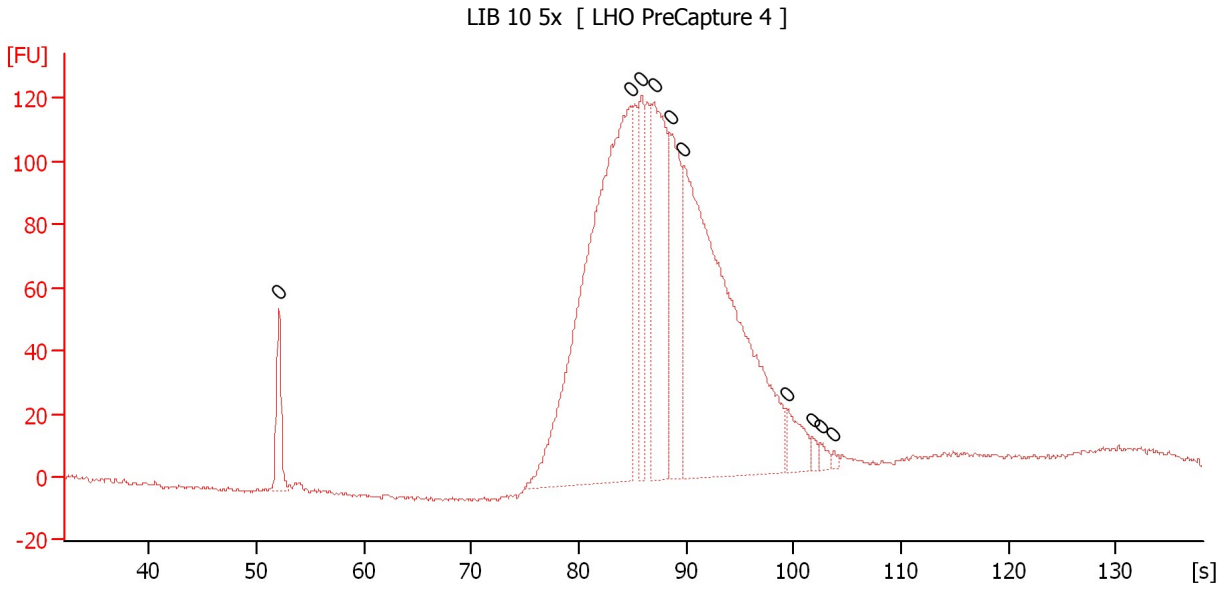
Peak table for sample 9 : LIB 9 5x

Peak	Size [bp]	Conc. [pg/μl]	Molarity [pmol/l]	Observations
1	0	0.00	0.0	
2	0	0.00	0.0	
3	0	0.00	0.0	
4	0	0.00	0.0	
5	0	0.00	0.0	
6	0	0.00	0.0	
7	0	0.00	0.0	
8	0	0.00	0.0	
9	0	0.00	0.0	
10	0	0.00	0.0	
11	0	0.00	0.0	
12	0	0.00	0.0	
13	0	0.00	0.0	
14	0	0.00	0.0	
15	0	0.00	0.0	
16	0	0.00	0.0	
17	0	0.00	0.0	
18	0	0.00	0.0	
19	0	0.00	0.0	
20	0	0.00	0.0	

Assay Class: High Sensitivity DNA Assay
Data Path: C:\... bioanalyzer\2100 expert\data\2014-07-15\2014-07-15_004.xad

Created: 7/15/2014 12:36:36 PM
Modified: 7/15/2014 1:17:58 PM

Electropherogram Summary Continued ...



Overall Results for sample 10 : LIB 10 5x

Number of peaks found: 0 Noise: 0.7

Peak table for sample 10 : LIB 10 5x

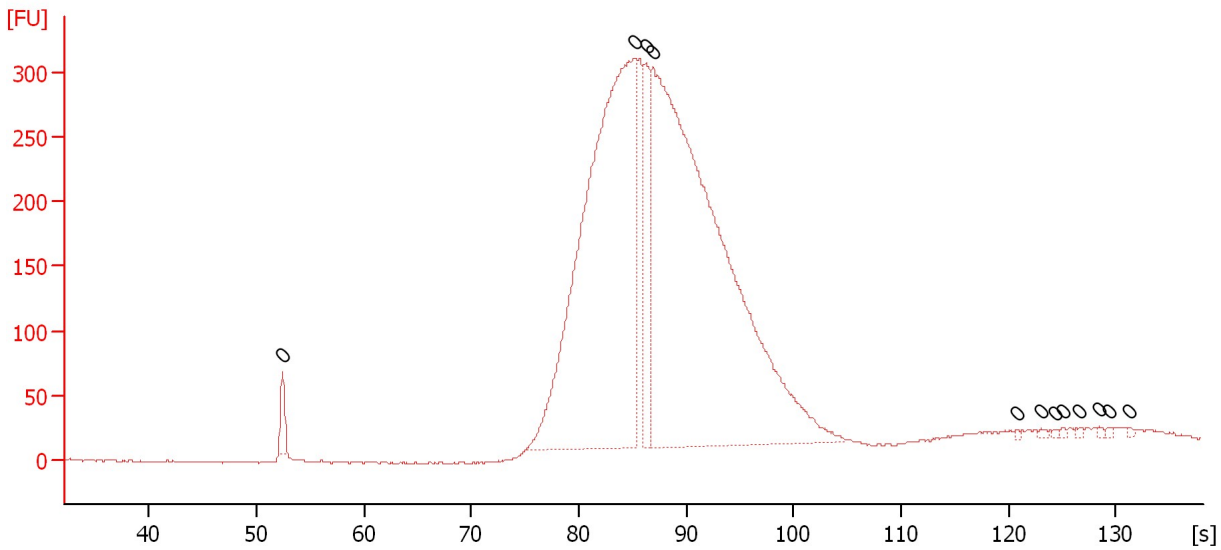
Peak	Size [bp]	Conc. [pg/μl]	Molarity [pmol/l]	Observations
1	0	0.00	0.0	
2	0	0.00	0.0	
3	0	0.00	0.0	
4	0	0.00	0.0	
5	0	0.00	0.0	
6	0	0.00	0.0	
7	0	0.00	0.0	
8	0	0.00	0.0	
9	0	0.00	0.0	
10	0	0.00	0.0	

Assay Class: High Sensitivity DNA Assay
Data Path: C:\... bioanalyzer\2100 expert\data\2014-07-15\2014-07-15_004.xad

Created: 7/15/2014 12:36:36 PM
Modified: 7/15/2014 1:17:58 PM

Electropherogram Summary Continued ...

LIB 11 5x [LHO PreCapture 4]



Overall Results for sample 11 : LIB 11 5x

Number of peaks found: 0 Noise: 0.7

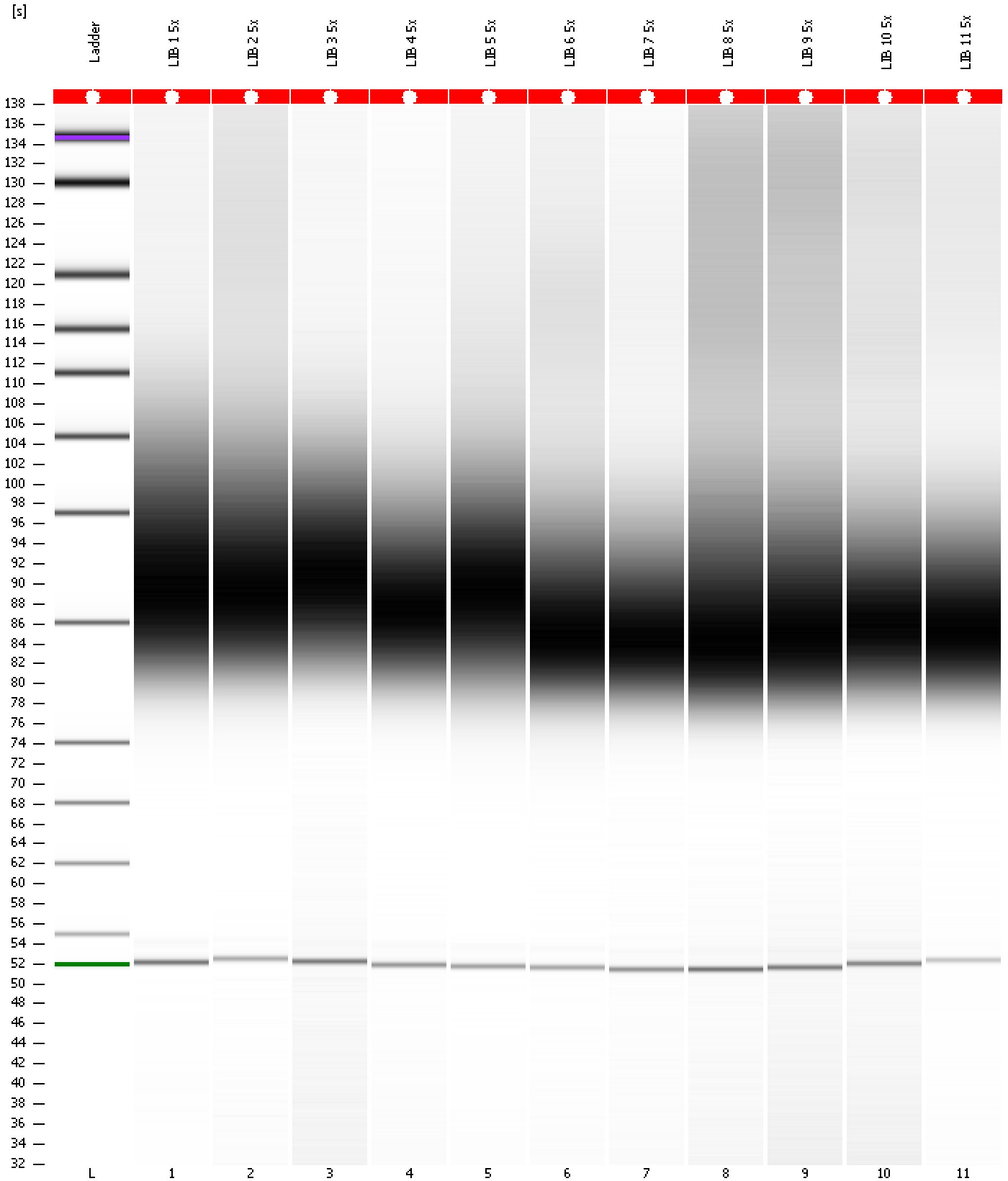
Peak table for sample 11 : LIB 11 5x

Peak	Size [bp]	Conc. [pg/μl]	Molarity [pmol/l]	Observations
1	0	0.00	0.0	
2	0	0.00	0.0	
3	0	0.00	0.0	
4	0	0.00	0.0	
5	0	0.00	0.0	
6	0	0.00	0.0	
7	0	0.00	0.0	
8	0	0.00	0.0	
9	0	0.00	0.0	
10	0	0.00	0.0	
11	0	0.00	0.0	
12	0	0.00	0.0	

Assay Class: High Sensitivity DNA Assay
Data Path: C:\... bioanalyzer\2100 expert\data\2014-07-15\2014-07-15_004.xad

Created: 7/15/2014 12:36:36 PM
Modified: 7/15/2014 1:17:58 PM

Gel Image



Assay Class: High Sensitivity DNA Assay
 Data Path: C:\... bioanalyzer\2100 expert\data\2014-07-15\2014-07-15_004.xad

Created: 7/15/2014 12:36:36 PM
 Modified: 7/15/2014 1:17:58 PM

Run Logbook

Description	Number	Source	Category	Sub Category	Time	Time Zone	User	Host
Run ended on port 1 (Number of wells acquired: 12)		Instrument	Run		7/15/2014 1:17:54 PM	(GMT --07:00) Pacific Standard Time	UC Davis	D8XSMGH1
Run started on port 1 (File: C:\Program Files\Agilent\2100 bioanalyzer\2100 expert\Data\2014-07-15\2014-07-15_004.xad)		Instrument	Run		7/15/2014 12:36:41 PM	(GMT --07:00) Pacific Standard Time	UC Davis	D8XSMGH1
Product Number : G2938B		Instrument	Run		7/15/2014 12:36:41 PM	(GMT --07:00) Pacific Standard Time	UC Davis	D8XSMGH1
Name :		Instrument	Run		7/15/2014 12:36:41 PM	(GMT --07:00) Pacific Standard Time	UC Davis	D8XSMGH1
Vendor : Agilent Technologies		Instrument	Run		7/15/2014 12:36:41 PM	(GMT --07:00) Pacific Standard Time	UC Davis	D8XSMGH1
Serial# : DE13701086		Instrument	Run		7/15/2014 12:36:41 PM	(GMT --07:00) Pacific Standard Time	UC Davis	D8XSMGH1
Firmware : C.01.069		Instrument	Run		7/15/2014 12:36:41 PM	(GMT --07:00) Pacific Standard Time	UC Davis	D8XSMGH1
Cartridge : Electrode		Instrument	Run		7/15/2014 12:36:41 PM	(GMT --07:00) Pacific Standard Time	UC Davis	D8XSMGH1