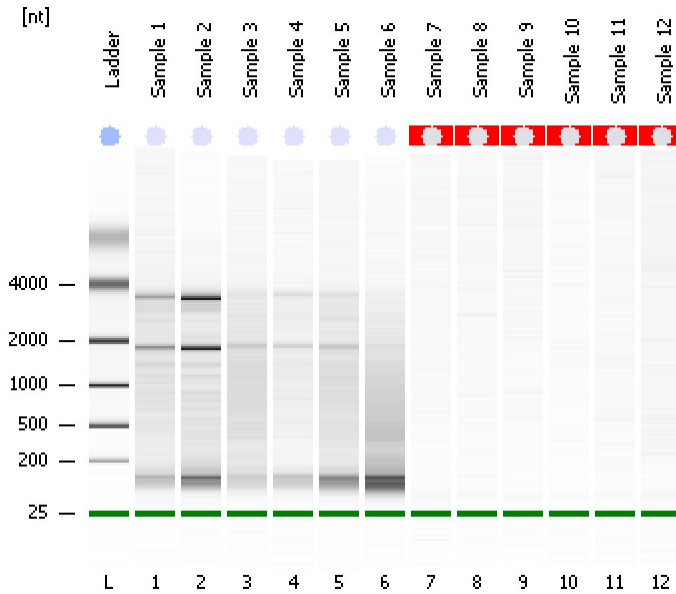


Assay Class: Eukaryote Total RNA Nano
Data Path: C:\... bioanalyzer\2100 expert\Data\2014-08-06\2014-08-06_005.xad

Created: 8/6/2014 2:36:48 PM
Modified: 8/6/2014 2:59:49 PM

Electrophoresis File Run Summary



Instrument Information:

Instrument Name: DE13701086 Firmware: C.01.069
Serial#: DE13701086 Type: G2938B

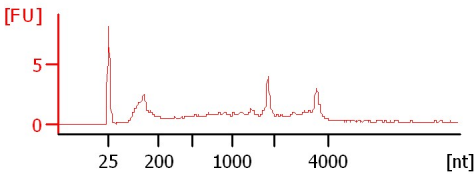
Assay Information:

Assay Origin Path: C:\Program Files\Agilent\2100 bioanalyzer\2100 expert\assays\RNA\Eukaryote Total RNA Nano Series II.xsy
Assay Class: Eukaryote Total RNA Nano
Version: 2.6
Assay Comments: Total RNA Analysis ng sensitivity (Eukaryote)
© Copyright 2003 - 2009 Agilent Technologies, Inc.

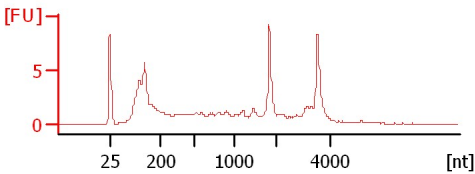
Chip Information:

Chip Lot #:
Reagent Kit Lot #:
Chip Comments:

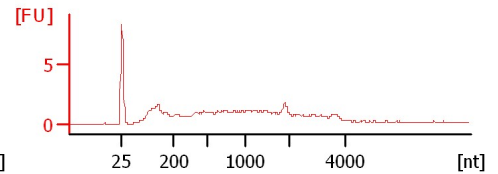
Sample 1
RIN: 6.30



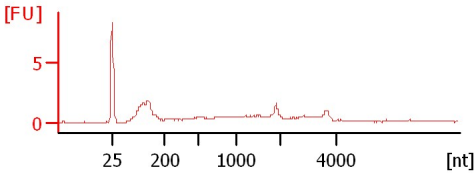
Sample 2
RIN: 7.10



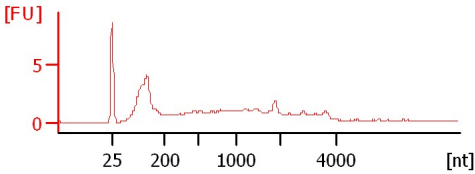
Sample 3
RIN: 3.60



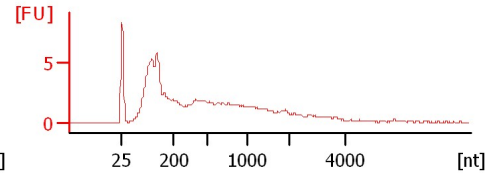
Sample 4
RIN: 4.50



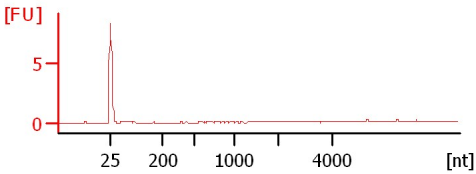
Sample 5
RIN: 2.80



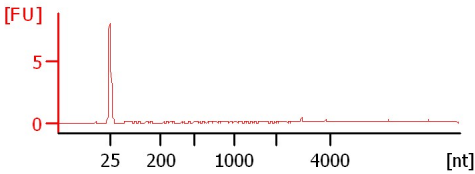
Sample 6
RIN: 2.40



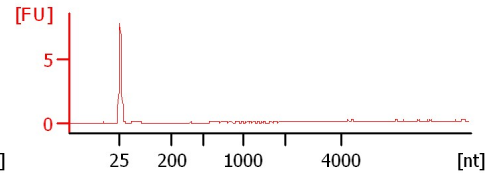
Sample 7
RIN N/A



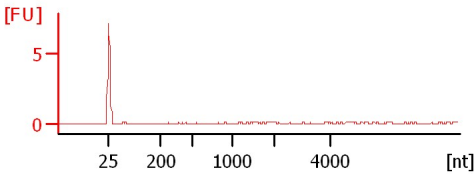
Sample 8
RIN N/A



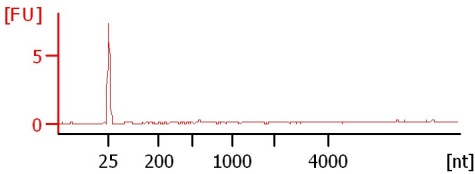
Sample 9
RIN N/A



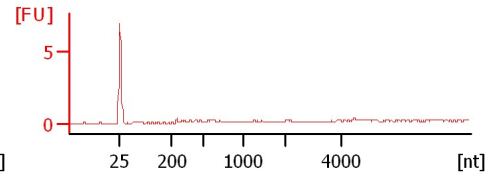
Sample 10
RIN N/A



Sample 11
RIN N/A



Sample 12
RIN N/A



Assay Class: Eukaryote Total RNA Nano
Data Path: C:\... bioanalyzer\2100 expert\Data\2014-08-06\2014-08-06_005.xad

Created: 8/6/2014 2:36:48 PM
Modified: 8/6/2014 2:59:49 PM

Electrophoresis File Run Summary (Chip Summary)

Sample Name	Sample Comment	Status	Result Label	Result Color
Sample 1		✓	RIN: 6.30	
Sample 2		✓	RIN: 7.10	
Sample 3		✓	RIN: 3.60	
Sample 4		✓	RIN: 4.50	
Sample 5		✓	RIN: 2.80	
Sample 6		✓	RIN: 2.40	
Sample 7		✓	RIN N/A	
Sample 8		✓	RIN N/A	
Sample 9		✓	RIN N/A	
Sample 10		✓	RIN N/A	
Sample 11		✓	RIN N/A	
Sample 12		✓	RIN N/A	
Ladder		✓	All Other Samples	

Chip Lot #

Reagent Kit Lot #

Chip Comments :

Assay Class: Eukaryote Total RNA Nano
Data Path: C:\... bioanalyzer\2100 expert\Data\2014-08-06\2014-08-06_005.xad

Created: 8/6/2014 2:36:48 PM
Modified: 8/6/2014 2:59:49 PM

Electrophoresis Assay Details

General Analysis Settings

Number of Available Sample and Ladder Wells (Max.) : 13
Minimum Visible Range [s] : 17
Maximum Visible Range [s] : 70
Start Analysis Time Range [s] : 19
End Analysis Time Range [s] : 69
Ladder Concentration [ng/μl] : 150
Lower Marker Concentration [ng/μl] : 0
Upper Marker Concentration [ng/μl] : 0
Used Lower Marker for Quantitation
Standard Curve Fit is Logarithmic
Show Data Aligned to Lower Marker

Integrator Settings

Integration Start Time [s] : 19
Integration End Time [s] : 69
Slope Threshold : 0.6
Height Threshold [FU] : 0.5
Area Threshold : 0.2
Width Threshold [s] : 0.5
Baseline Plateau [s] : 6

Filter Settings

Filter Width [s] : 0.5
Polynomial Order : 4

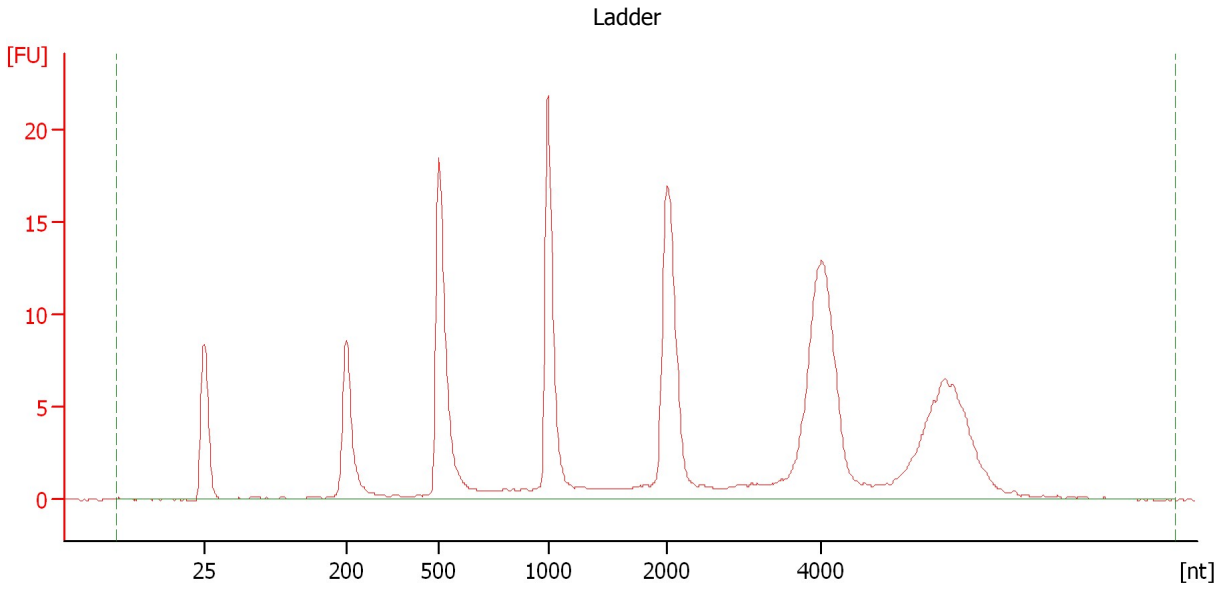
Ladder

Ladder Peak	Size
1	25
2	200
3	500
4	1000
5	2000
6	4000

Assay Class: Eukaryote Total RNA Nano
Data Path: C:\... bioanalyzer\2100 expert\Data\2014-08-06\2014-08-06_005.xad

Created: 8/6/2014 2:36:48 PM
Modified: 8/6/2014 2:59:49 PM

Electropherogram Summary



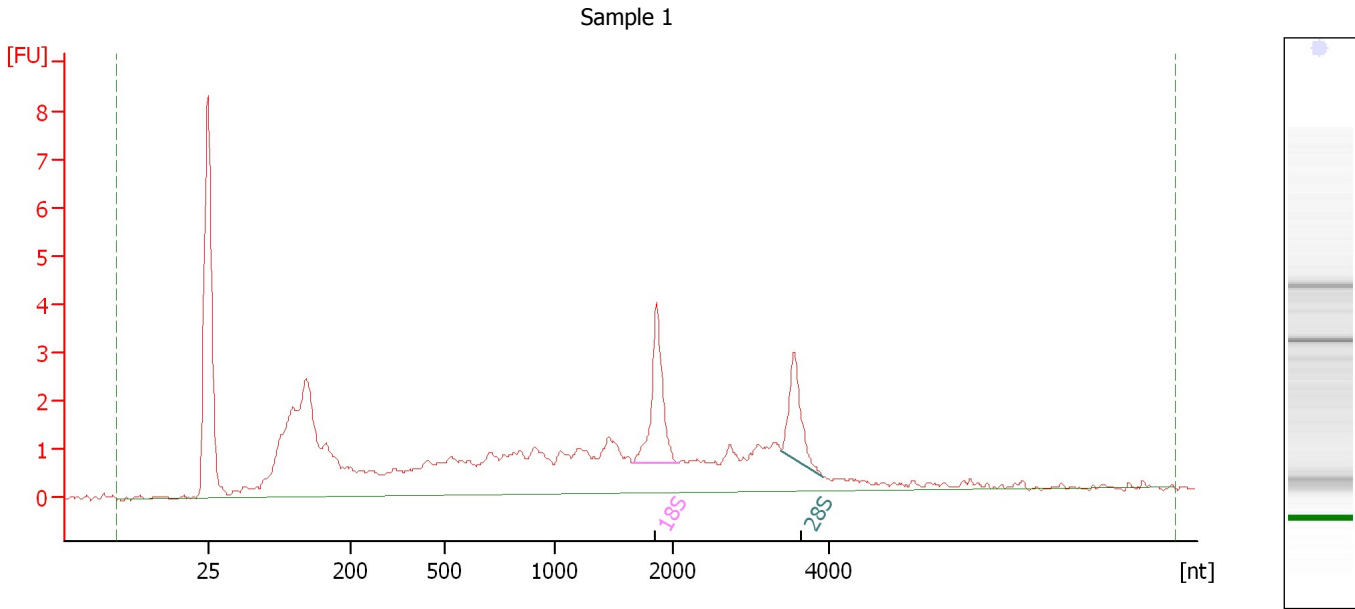
Overall Results for Ladder

RNA Area:	183.5	Result Flagging Color:	
RNA Concentration:	150 ng/μl	Result Flagging Label:	All Other Samples

Assay Class: Eukaryote Total RNA Nano
Data Path: C:\... bioanalyzer\2100 expert\Data\2014-08-06\2014-08-06_005.xad

Created: 8/6/2014 2:36:48 PM
Modified: 8/6/2014 2:59:49 PM

Electropherogram Summary Continued ...



Overall Results for sample 1 : Sample 1

RNA Area:	65.6	RNA Integrity Number (RIN):	6.3 (B.02.08)
RNA Concentration:	54 ng/μl	Result Flagging Color:	
rRNA Ratio [28s / 18s]:	0.6	Result Flagging Label:	RIN: 6.30

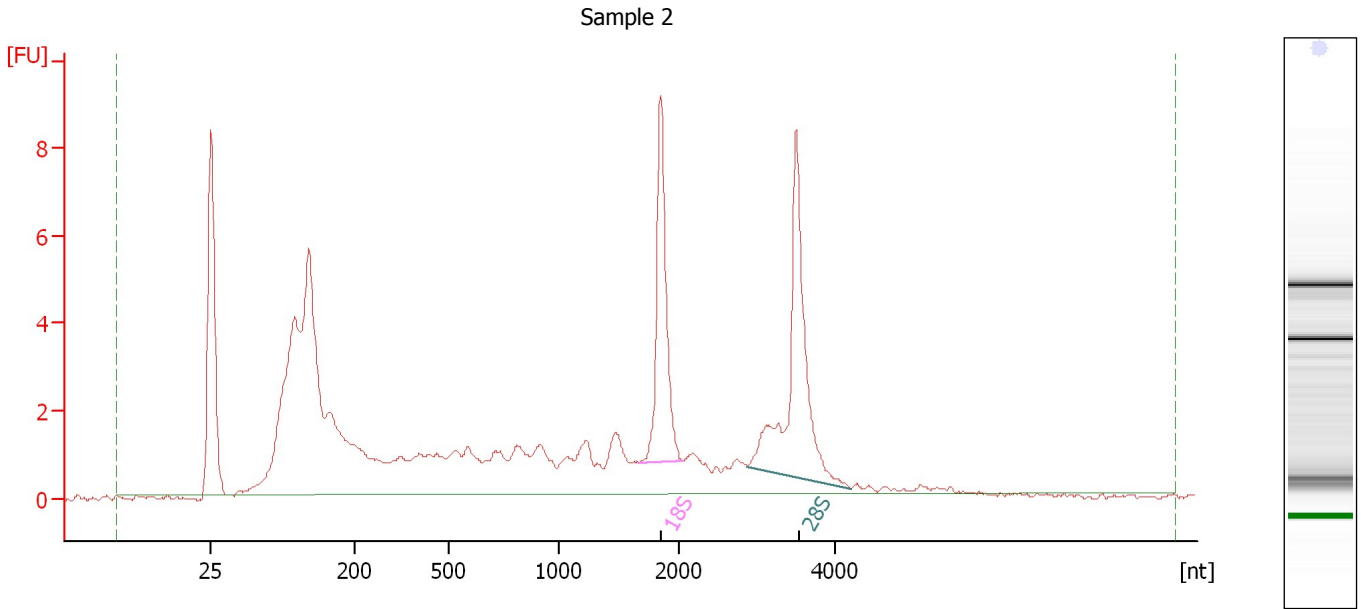
Fragment table for sample 1 : Sample 1

Name	Start Size [nt]	End Size [nt]	Area	% of total Area
18S	1,653	2,072	4.3	6.6
28S	3,397	3,921	2.7	4.2

Assay Class: Eukaryote Total RNA Nano
Data Path: C:\... bioanalyzer\2100 expert\Data\2014-08-06\2014-08-06_005.xad

Created: 8/6/2014 2:36:48 PM
Modified: 8/6/2014 2:59:49 PM

Electropherogram Summary Continued ...



Overall Results for sample 2 : Sample 2

RNA Area:	103.9	RNA Integrity Number (RIN):	7.1 (B.02.08)
RNA Concentration:	85 ng/μl	Result Flagging Color:	
rRNA Ratio [28s / 18s]:	1.4	Result Flagging Label:	RIN: 7.10

Fragment table for sample 2 : Sample 2

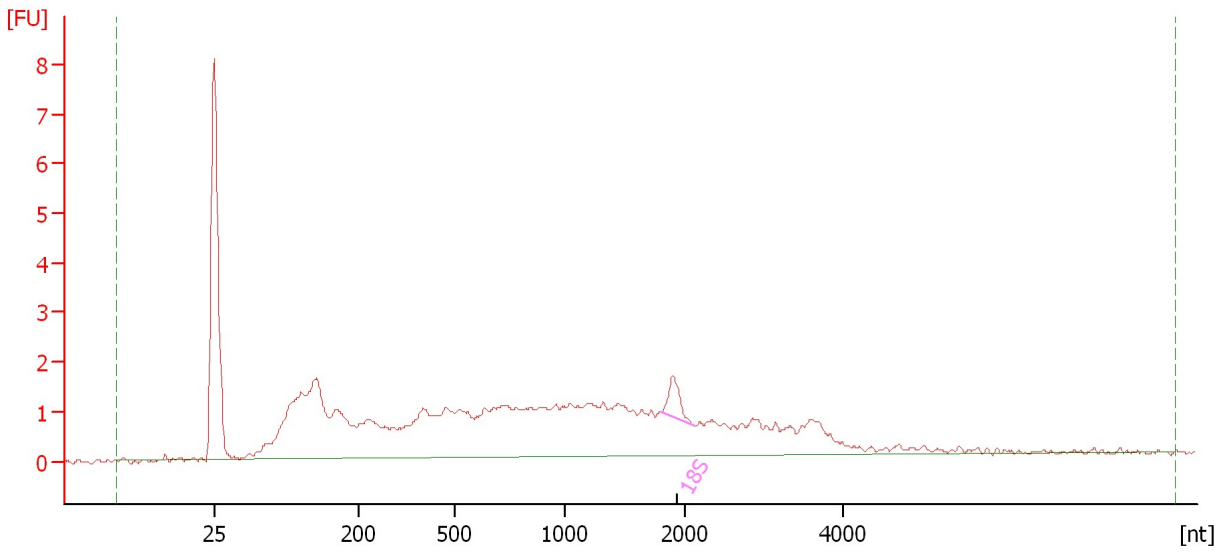
Name	Start Size [nt]	End Size [nt]	Area	% of total Area
18S	1,666	2,034	9.1	8.8
28S	2,870	4,201	13.1	12.6

Assay Class: Eukaryote Total RNA Nano
Data Path: C:\... bioanalyzer\2100 expert\Data\2014-08-06\2014-08-06_005.xad

Created: 8/6/2014 2:36:48 PM
Modified: 8/6/2014 2:59:49 PM

Electropherogram Summary Continued ...

Sample 3



Overall Results for sample 3 : Sample 3

RNA Area:	62.1	RNA Integrity Number (RIN):	3.6 (B.02.08)
RNA Concentration:	51 ng/μl	Result Flagging Color:	
rRNA Ratio [28s / 18s]:	0.0	Result Flagging Label:	RIN: 3.60

Fragment table for sample 3 : Sample 3

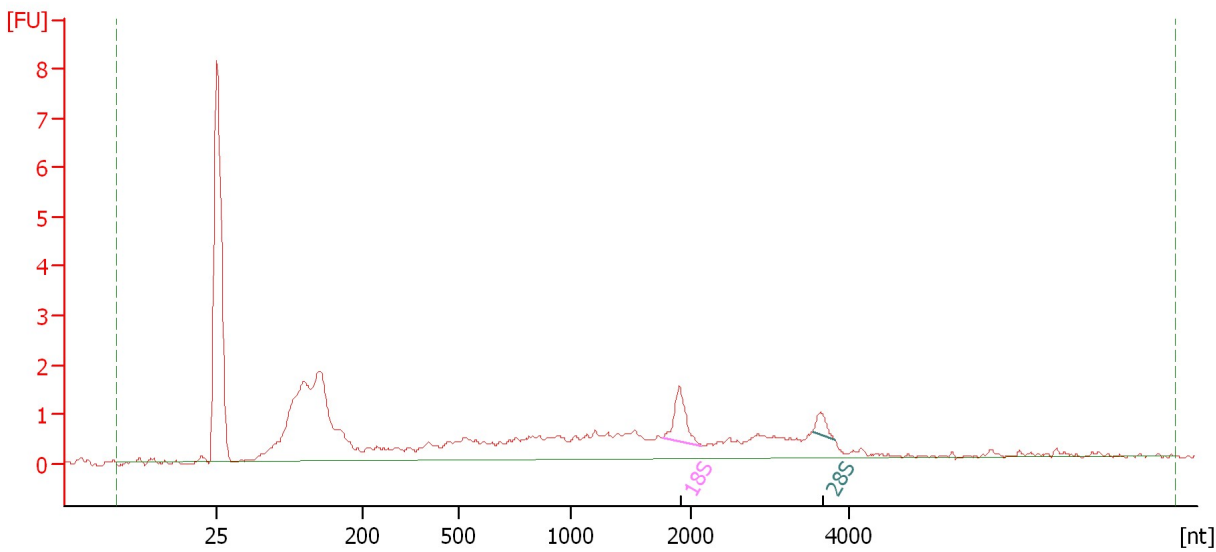
Name	Start Size [nt]	End Size [nt]	Area	% of total Area
18S	1,794	2,105	1.1	1.8

Assay Class: Eukaryote Total RNA Nano
Data Path: C:\... bioanalyzer\2100 expert\Data\2014-08-06\2014-08-06_005.xad

Created: 8/6/2014 2:36:48 PM
Modified: 8/6/2014 2:59:49 PM

Electropherogram Summary Continued ...

Sample 4



Overall Results for sample 4 : Sample 4

RNA Area:	38.7	RNA Integrity Number (RIN):	4.5 (B.02.08)
RNA Concentration:	32 ng/μl	Result Flagging Color:	
rRNA Ratio [28s / 18s]:	0.3	Result Flagging Label:	RIN: 4.50

Fragment table for sample 4 : Sample 4

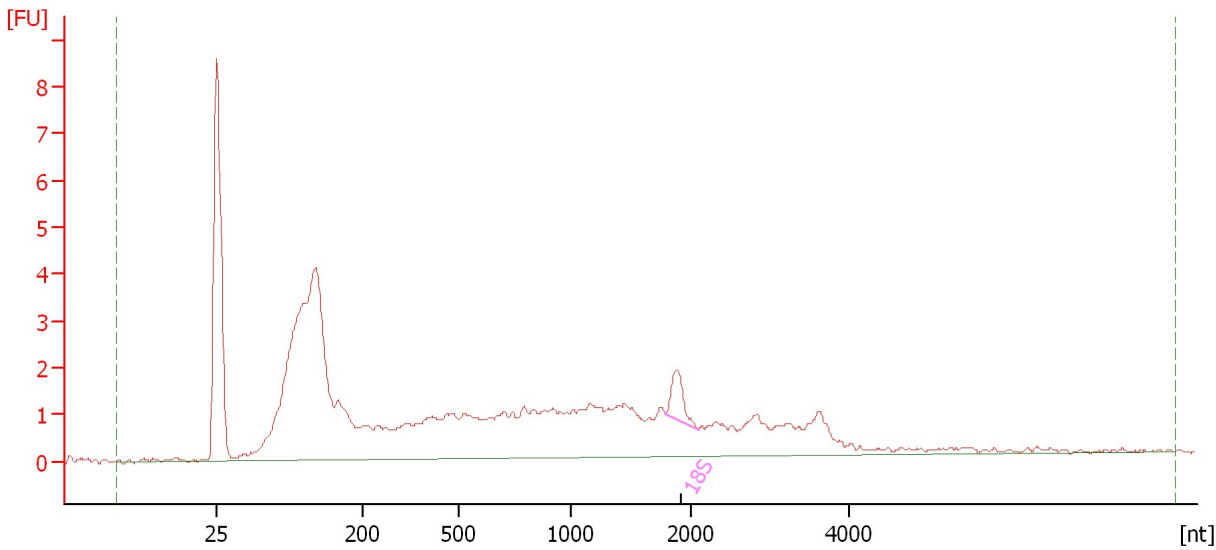
Name	Start Size [nt]	End Size [nt]	Area	% of total Area
18S	1,753	2,121	1.5	3.9
28S	3,530	3,814	0.5	1.2

Assay Class: Eukaryote Total RNA Nano
Data Path: C:\... bioanalyzer\2100 expert\Data\2014-08-06\2014-08-06_005.xad

Created: 8/6/2014 2:36:48 PM
Modified: 8/6/2014 2:59:49 PM

Electropherogram Summary Continued ...

Sample 5



Overall Results for sample 5 : Sample 5

RNA Area:	79.6	RNA Integrity Number (RIN):	2.8 (B.02.08)
RNA Concentration:	65 ng/μl	Result Flagging Color:	
rRNA Ratio [28s / 18s]:	0.0	Result Flagging Label:	RIN: 2.80

Fragment table for sample 5 : Sample 5

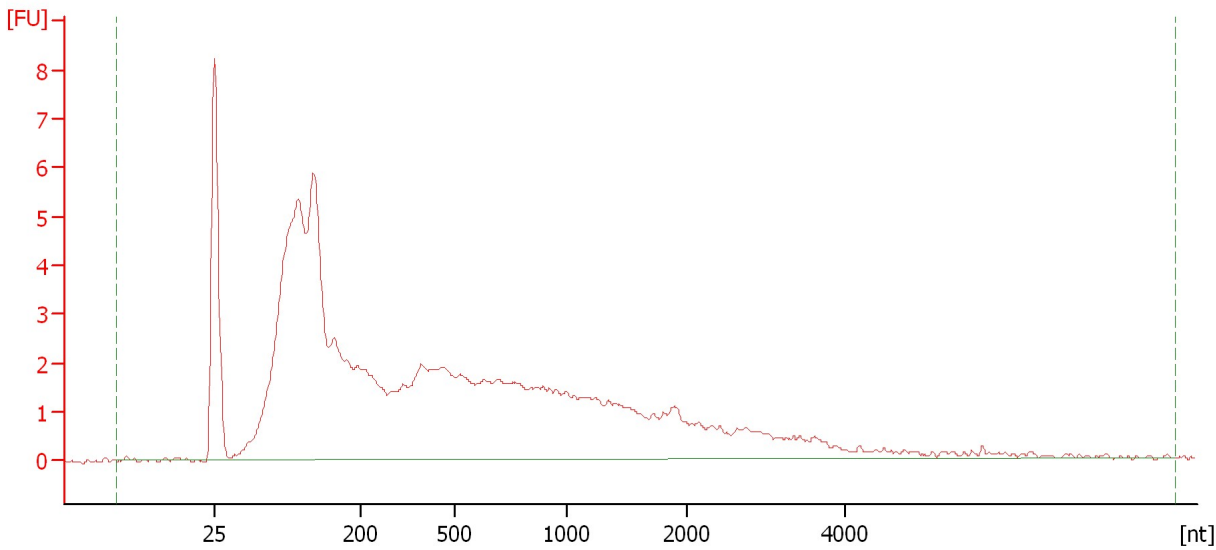
Name	Start Size [nt]	End Size [nt]	Area	% of total Area
18S	1,780	2,081	1.5	1.8

Assay Class: Eukaryote Total RNA Nano
Data Path: C:\... bioanalyzer\2100 expert\Data\2014-08-06\2014-08-06_005.xad

Created: 8/6/2014 2:36:48 PM
Modified: 8/6/2014 2:59:49 PM

Electropherogram Summary Continued ...

Sample 6



Overall Results for sample 6 : Sample 6

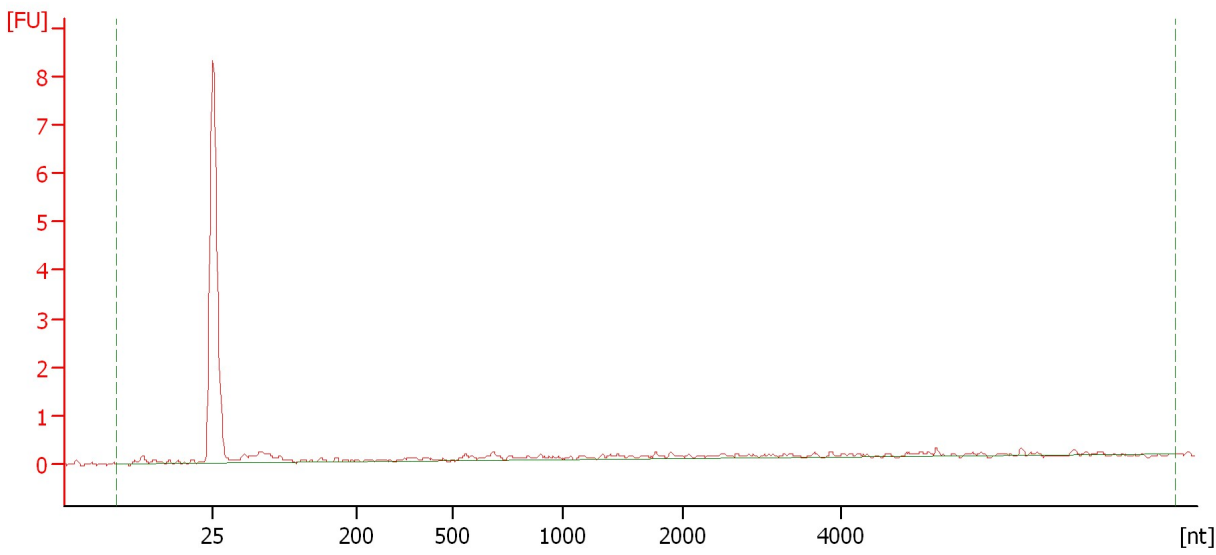
RNA Area:	123.0	RNA Integrity Number (RIN):	2.4 (B.02.08)
RNA Concentration:	101 ng/μl	Result Flagging Color:	
rRNA Ratio [28s / 18s]:	0.0	Result Flagging Label:	RIN: 2.40

Assay Class: Eukaryote Total RNA Nano
Data Path: C:\... bioanalyzer\2100 expert\Data\2014-08-06\2014-08-06_005.xad

Created: 8/6/2014 2:36:48 PM
Modified: 8/6/2014 2:59:49 PM

Electropherogram Summary Continued ...

Sample 7



Overall Results for sample 7 : Sample 7

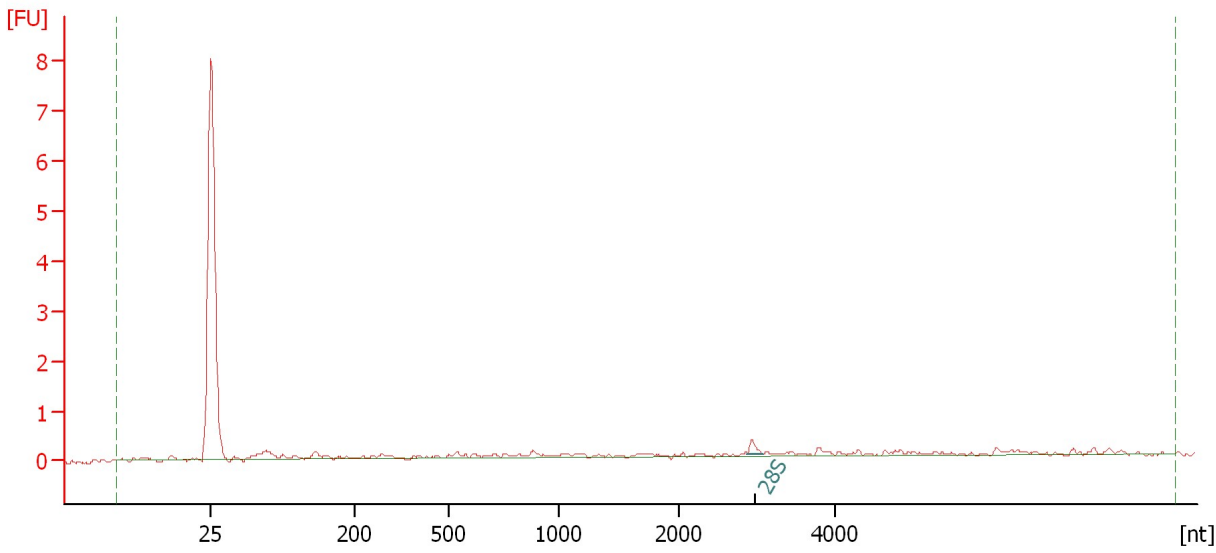
RNA Area:	5.8	RNA Integrity Number (RIN):	N/A (B.02.08)
RNA Concentration:	5 ng/μl	Result Flagging Color:	
rRNA Ratio [28s / 18s]:	0.0	Result Flagging Label:	RIN N/A

Assay Class: Eukaryote Total RNA Nano
Data Path: C:\... bioanalyzer\2100 expert\Data\2014-08-06\2014-08-06_005.xad

Created: 8/6/2014 2:36:48 PM
Modified: 8/6/2014 2:59:49 PM

Electropherogram Summary Continued ...

Sample 8



Overall Results for sample 8 : Sample 8

RNA Area:	5.4	RNA Integrity Number (RIN):	N/A (B.02.08)
RNA Concentration:	4 ng/μl	Result Flagging Color:	
rRNA Ratio [28s / 18s]:	0.0	Result Flagging Label:	RIN N/A

Fragment table for sample 8 : Sample 8

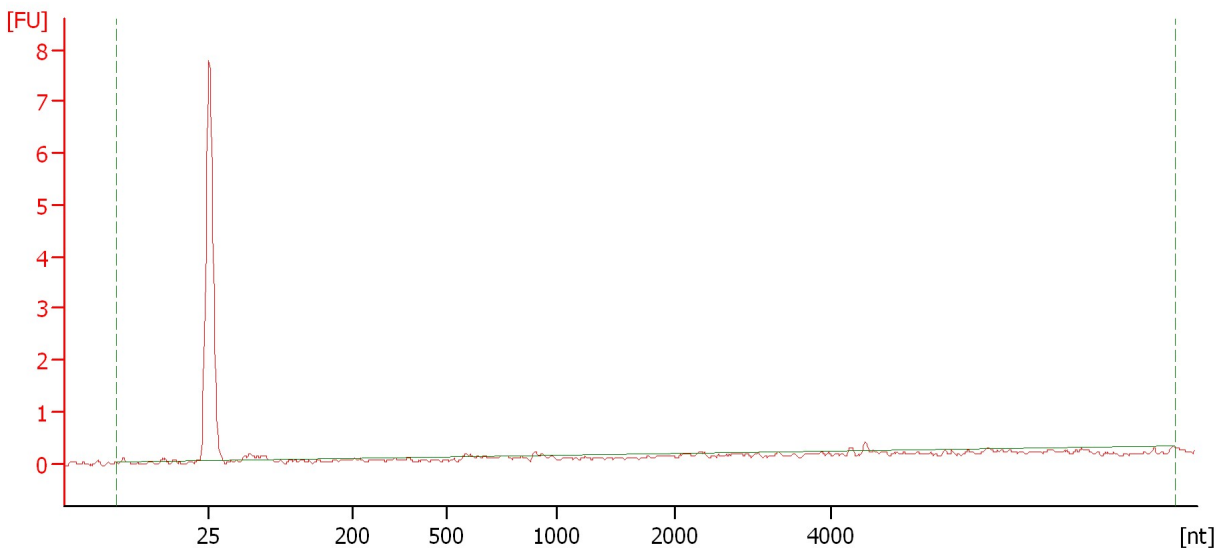
Name	Start Size [nt]	End Size [nt]	Area	% of total Area
28S	2,870	3,062	0.2	3.3

Assay Class: Eukaryote Total RNA Nano
Data Path: C:\... bioanalyzer\2100 expert\Data\2014-08-06\2014-08-06_005.xad


Created: 8/6/2014 2:36:48 PM
Modified: 8/6/2014 2:59:49 PM

Electropherogram Summary Continued ...

Sample 9



Overall Results for sample 9 : Sample 9

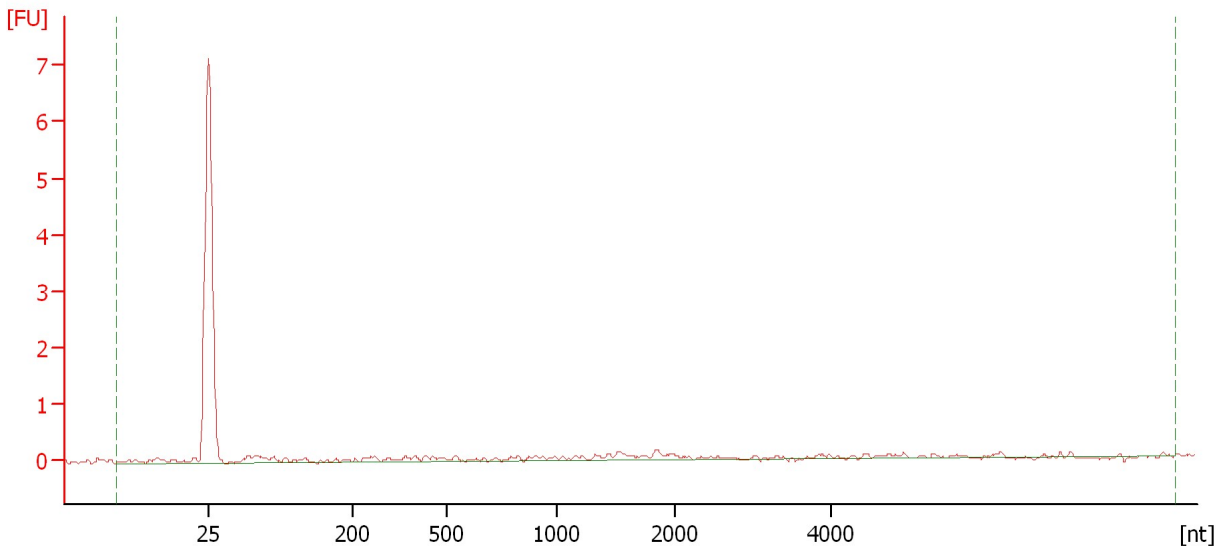
RNA Area:	0.8	RNA Integrity Number (RIN):	N/A (B.02.08)
RNA Concentration:	1 ng/μl	Result Flagging Color:	
rRNA Ratio [28s / 18s]:	0.0	Result Flagging Label:	RIN N/A

Assay Class: Eukaryote Total RNA Nano
Data Path: C:\... bioanalyzer\2100 expert\Data\2014-08-06\2014-08-06_005.xad

Created: 8/6/2014 2:36:48 PM
Modified: 8/6/2014 2:59:49 PM

Electropherogram Summary Continued ...

Sample 10



Overall Results for sample 10 : Sample 10

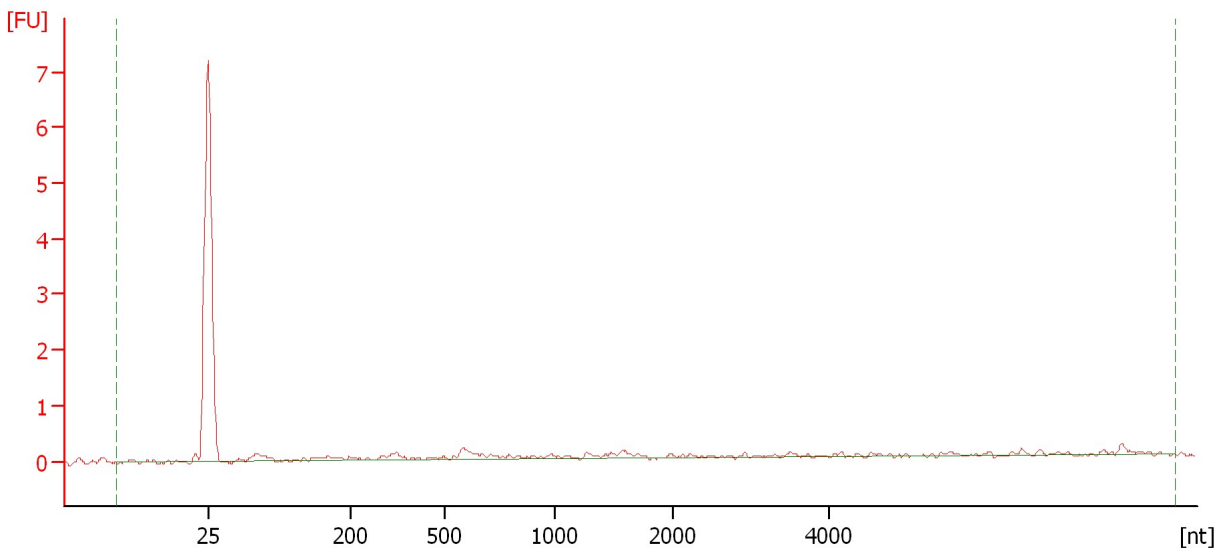
RNA Area:	4.8	RNA Integrity Number (RIN):	N/A (B.02.08)
RNA Concentration:	4 ng/μl	Result Flagging Color:	
rRNA Ratio [28s / 18s]:	0.0	Result Flagging Label:	RIN N/A

Assay Class: Eukaryote Total RNA Nano
Data Path: C:\... bioanalyzer\2100 expert\Data\2014-08-06\2014-08-06_005.xad

Created: 8/6/2014 2:36:48 PM
Modified: 8/6/2014 2:59:49 PM

Electropherogram Summary Continued ...

Sample 11



Overall Results for sample 11 : Sample 11

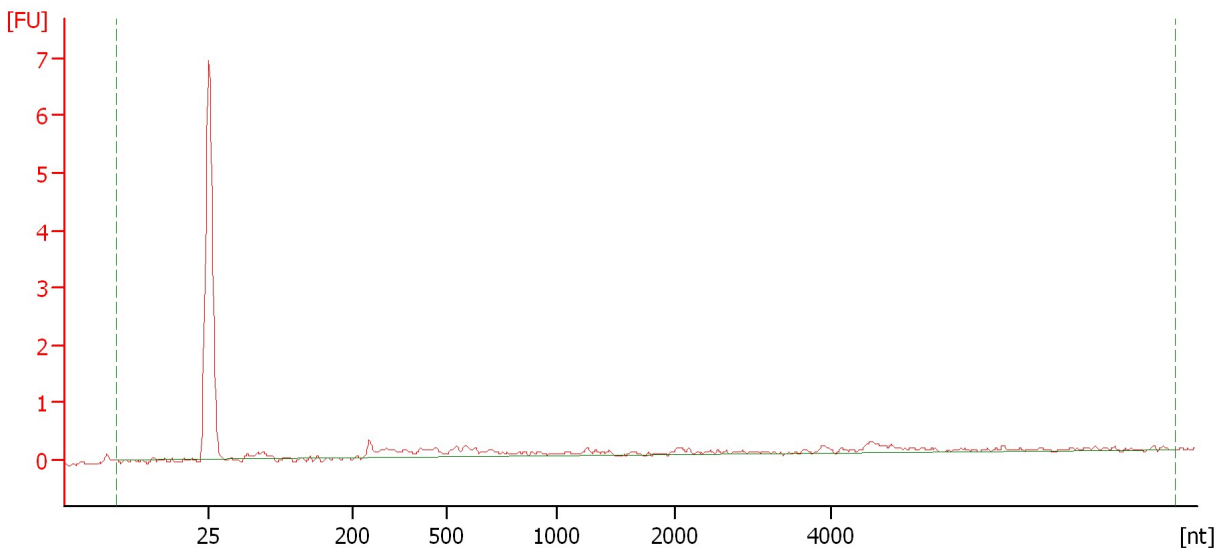
RNA Area:	4.2	RNA Integrity Number (RIN):	N/A (B.02.08)
RNA Concentration:	3 ng/μl	Result Flagging Color:	
rRNA Ratio [28s / 18s]:	0.0	Result Flagging Label:	RIN N/A

Assay Class: Eukaryote Total RNA Nano
Data Path: C:\... bioanalyzer\2100 expert\Data\2014-08-06\2014-08-06_005.xad

Created: 8/6/2014 2:36:48 PM
Modified: 8/6/2014 2:59:49 PM

Electropherogram Summary Continued ...

Sample 12



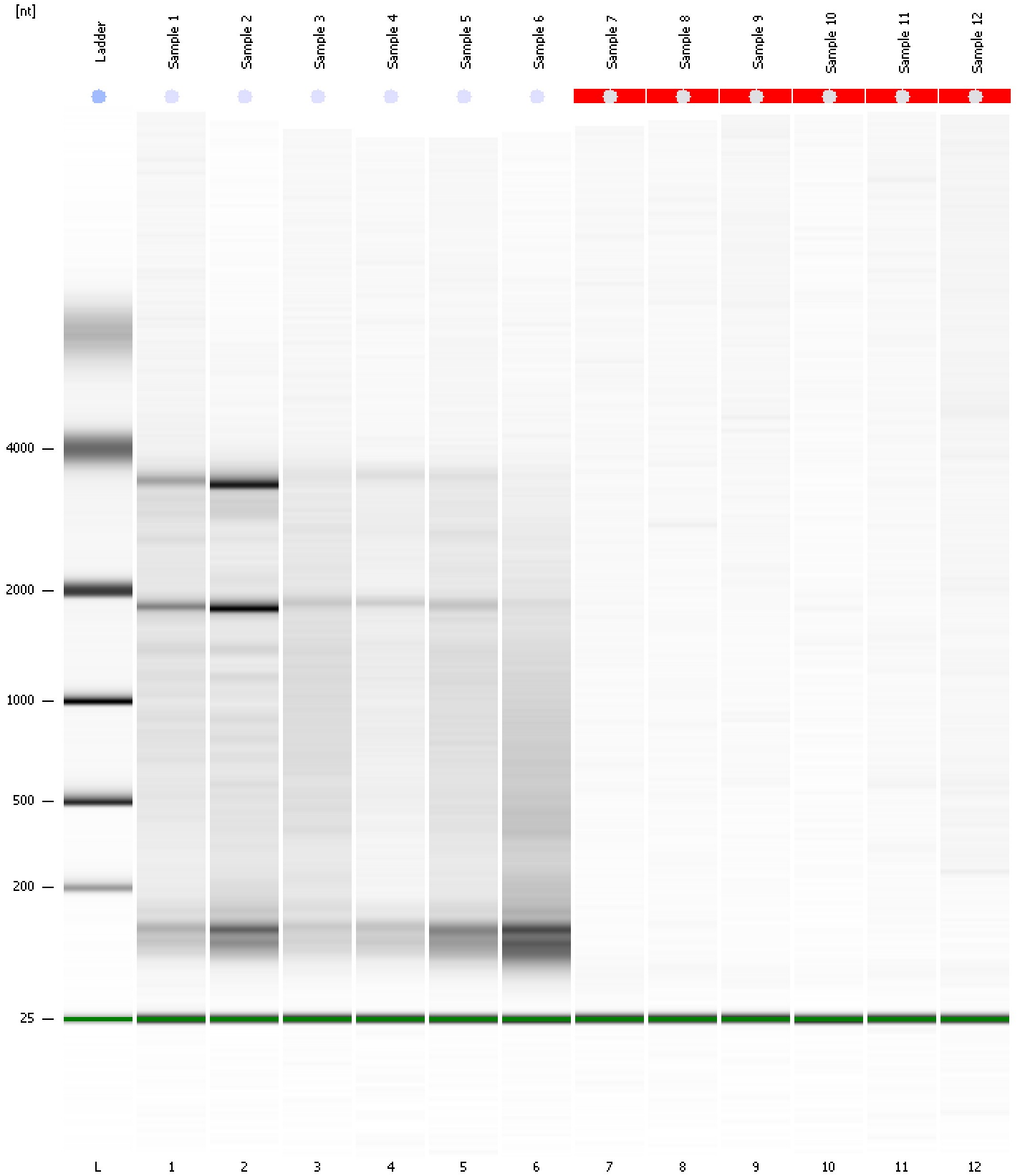
Overall Results for sample 12 : Sample 12

RNA Area:	5.2	RNA Integrity Number (RIN):	N/A (B.02.08)
RNA Concentration:	4 ng/μl	Result Flagging Color:	
rRNA Ratio [28s / 18s]:	0.0	Result Flagging Label:	RIN N/A

Assay Class: Eukaryote Total RNA Nano
Data Path: C:\... bioanalyzer\2100 expert\Data\2014-08-06\2014-08-06_005.xad

Created: 8/6/2014 2:36:48 PM
Modified: 8/6/2014 2:59:49 PM

Gel Image



Assay Class: Eukaryote Total RNA Nano Created: 8/6/2014 2:36:48 PM
 Data Path: C:\... bioanalyzer\2100 expert\Data\2014-08-06\2014-08-06_005.xad Modified: 8/6/2014 2:59:49 PM

Run Logbook

Description	Number	Source	Category	Sub Category	Time	Time Zone	User	Host
Run ended on port 1 (Number of wells acquired: 13)		Instrument	Run		8/6/2014 2:59:47 PM	(GMT --07:00) Pacific Standard Time	UC Davis	D8XSMGH1
Run started on port 1 (File: C:\Program Files\Agilent\2100 bioanalyzer\2100 expert\Data\2014-08-06\2014-08-06_005.xad)		Instrument	Run		8/6/2014 2:36:49 PM	(GMT --07:00) Pacific Standard Time	UC Davis	D8XSMGH1
Product Number : G2938B		Instrument	Run		8/6/2014 2:36:49 PM	(GMT --07:00) Pacific Standard Time	UC Davis	D8XSMGH1
Name :		Instrument	Run		8/6/2014 2:36:49 PM	(GMT --07:00) Pacific Standard Time	UC Davis	D8XSMGH1
Vendor : Agilent Technologies		Instrument	Run		8/6/2014 2:36:49 PM	(GMT --07:00) Pacific Standard Time	UC Davis	D8XSMGH1
Serial# : DE13701086		Instrument	Run		8/6/2014 2:36:49 PM	(GMT --07:00) Pacific Standard Time	UC Davis	D8XSMGH1
Firmware : C.01.069		Instrument	Run		8/6/2014 2:36:49 PM	(GMT --07:00) Pacific Standard Time	UC Davis	D8XSMGH1
Cartridge : Electrode		Instrument	Run		8/6/2014 2:36:49 PM	(GMT --07:00) Pacific Standard Time	UC Davis	D8XSMGH1